

LIST PRICER

JANUARY Supersedes June 2022



20
23

SPACE®
PRO·LINE II®
OSP® FURNITURE
DESIGNLAB™ • WORK SMART®

Table of Contents

Chair Finder	4-5	Space® Seating Warranty Information.....	193
Fabrics and Finishes	178-190	Pro•Line II® Warranty Information	193
General Information	191	Work Smart® and General Warranty Information.....	194
OSP® Furniture Lounge, Office Seating and Casegoods Warranty Information.....	192	Multi Purpose Table and Chair Warranty Information	194
		Seating Feature Information	195



13 Series	7
15 Series	8
23 and 24 Series	7, 8
25 and 27 Series	8-9
32 Series	9
36 Series (3680 series).....	10
5200W Series	20
55 Series -Includes 5500 series (New)	11-12
57 Series/5700 Series (New)	13-15
62 Series (6216, 6236)	15
63 Series (New)	15-16
67 Series	17
68 Series	17
75 Series (Big and Tall)	17-18
86 Series (REVV®)	19-20
Pulsar Series	20-21
93 Series (9333E Deluxe Conference)	21
213 Series	14-15
317 Series	21-22
317W Series	21
327 Series	10
515 Series	10-11
521 Series	22
529 Series	22-23
818 and 818A Series.....	24-25
867 Series	24
867A Series.....	18
889 Series	23-24
Options	25-26
Fabrics and Backs	27
Space Arms.....	28

Custom Upholstery Lounge Seating.....	30-32
Lounge Seating	33-36
Wood Guest Seating	37-38
Systems in Stock.....	39-45
Systems Made-To-Order	46-47
Sonoma	49-51
Kenwood	52-54
Townsend.....	55-57
Intelligent Tables	58
Tuxedo	59-63
Napa (New)	67-77
Multipurpose Desk Riser	77
Lodi.....	78-79
Multipurpose (matches Napa & Lodi laminates)	80-82
Ascend II Electric Height Adjustable Tables (New)	83-90
P.H.A.T. (Pneumatic Height Adjustable Tables)	91-93
Folding/Nesting Training Tables.....	94-98
Pace.....	99-101
Metal Files, Storage & Pedestals (New)	102-105
Casegood Details.....	106-108

DesignLab Gaming Desks and Chairs (New)	109-113
---	---------

COVER IMAGE: Napa, Ascend II and SPACE SEATING®
BACK COVER IMAGE: NAP-36-SGW with 62300C-R101 Dillon Snow Chairs
© OFFICE STAR® PRODUCTS JANUARY 2023





39200's Big and Tall	114
69220 Big & Tall Series	114-115
Deluxe Executive Bonded Leather	115
Antimicrobial Fabrics	111-116
ProX996 Series	117
HR3 Series	118
SPX Series	118
8200 Top Grain Leather	118-119
Plastic Back	119
Executive Ergonomic	119-120
ProGrid® Series -including ProGrid® White Series	121-124
Air Mist Series (92555)	123
Visitor's Chairs	124-128
Options	129
ProGrid® Mesh Folding Chairs	129
Height Adjustable Tables	129-130
Prado Collection (New)	130-131



Ergonomic Fabric	133-134
Executive Ergonomic Seating	134
Pneumatic Task Chairs	135
Executive Seating - Fabric	135
Healthcare Seating	136
Executive Seating - Big & Tall (New)	137
Executive Seating - Bonded Leather (New)	137-138
Executive Seating - Bonded Leather & Coated Base (New)	139-140
Executive Seating - Faux Leather/Chrome Base	140-142
Executive Seating - Faux Leather/Gold Base	142
Executive Seating - Faux Leather	142-143
Guest Chairs	144
Reception Tables	145-146
Resimercial Seating	146-148
Modular Reception Seating	148-149
Reception Seating	149-151
Reception Seating - Wood	152-155
Reception Seating - Wood Modular	155-156
Reception Tables - Wood	156-157
Traditional Seating	157-158
Drafting Chairs	158-161
Visitor's Chairs	161
Stacking Chairs	161-163
Folding Chairs	163-165
Ventilated Seating (New)	165-168
Self-Skinned Urethane Seating	169
Arm Kits, Floor Glides, Casters and Stool Kit Options	170
Resin Multi Purpose Tables and Chairs	171-174
Caddies	174
◆ Light Duty Seating	175-177

FABRICS

A Grade Fabrics	178-182
B Grade Fabrics	183-186
C Grade Fabrics	187
R Grade Fabrics	188
In-Stock Fabrics	189-190

All natural wood products are subject to variations in color finishes from different manufacturers and may not exactly match with each other.

Items marked with "■" are New Jersey, Texas, or Kentucky stocking items. Items marked with "⚙️" are TAA Compliant.

**All Measurements and Weights are nominal * Prices subject to change without notice

Space®

13-37N1P37
13-37N2OD7
13-37N3OD7
13-V22N1WA7
13-V44N1WA7
13-V77N1WA7
13-V88N1WA7
15-37A720D8
23-77N1F27
32-E33P918P9
32-E33P918PHL9
32-E3371F39
32-E3371F3HL9
55-7N1711
63-11A653R16
63-11A653RHM16
63-37A773HM16
63-E3T17C63C16
63-E37A773HL16
63-T117C63C16
67-37N1G517
67-66N61R517
67-E36N61R517
75-7A77317
75-37A77318
75-47A77318
75-77A75318
86-M22C625R19
86-M32C625R19
86-M33BN2W19
86-M33C625R19
86-M34C625R19
86-M35C625R19
86-M39C625R20
86-M66C625R20
86-M74C625R20
86-M77C625R20
86-M88C625R20
213-E37P91F314
213-J11N1W14
213-J44N1W14
213-J77N1W15
213-J88N1W15
213-J99N1W15
317-66C61F622
317-ME3R2C7KF721
317-ME3C6C1F622
317-R22C6KF621
317W-W1C1F2W21
317W-W11C1F2W21
327-66C61F610
327-66C61F6HL10
327-E36C61F610
327-E36C61F6HL10
335-E37P918P22
515-77N1F211
515-F37N1F210
521-3T1P96A822
521-E3TG1N668PR22

529-3R2N1F222
529-E3R2N1F223
529-M3R2N6F223
529-R2N1F223
529-R22N1F223
818-11G9C18P24
818-31G9C18P25
818-41G9C18P25
818A-11P9C1A825
818A-41P9C1A825
867A-1P91F218
867A-11P91F218
867A-E31P91F218
867-B2P1N424
867-B3P1N424
867-B7P1N424
867-B26N64R24
867-B36N64R24
867-B76N64R24
867-E36N64R24
889-3TW1N1421W23
889-7TG1N4421G23
889-E3T17C63C24
889-T11N6421R24
2160SL14
23008
2400E8
27878
36809
5200W20, 21
5500®11
5500D12
5500SL11
550512
554012
556012
556512
5700E®13
5700SL13
5705E13
5790D13, 26
5790E14
621615
623615
680617
687617
9333E21
250048
270088
278769
3680610
55247SM-23111
5540312
57906E14
63247SM-23115
A1525
A27WA25
CG5026
EHRL00626
HRL81825

HRM00326
HRM81825
HRX81826
SW7026
SW39226, 170

OSP® Furniture

ATL5131
ATL5231
ATL5331
KEN-99-LCH37
KEN-99-MAH37
KEN-129-LCH37
KEN-129-MAH37
KEN-992-LCH37
KEN-992-MAH37
KEN-1292-LCH37
KEN-1292-MAH37
MST5132
MST5232
MST5332
NAP9138
NAP9538
NAP9738
PAC5130
PAC5230
PAC5330
SF847133
SF847233
SF847333
SL227134
SL227234
SL227334
SL281135
SL281235
SL281335
SL2911S-U635
SL2912S-U635
SL2913S-U635
SL4411R33
SL4422R33
SL4433R33
SL847136
SL847236
SL847336
SL887236
SL5055136
SL5055236
SON-99-CHY37
SON-129-CHY37
SON-992-CHY37
SON-1292-CHY37

DesignLab™

ADP6328GD111
AR1337109
ARE25109
AVA25109

BET25110
BOA225112
CKP4824GD110
CKP5454GLD110
CMD25113
DSR5454GLD111
ECH92087BT113
EMU4824GD110
EMUP48110
ICE25112
IFX25112
LDT4826GD110
LDT5454GLD110
OUT25113
OVR25112
RLD4826GD111
RLDP60111
ROG25113
UPK25112
VPR25113
XEN25113
XPL5125112

Pro•line II®

2817120
2902120
7250116
7251116
7255116
8200118
8201119
8205119
8455126, 127
8511120
8512120
8610127
8620127
8640127
8672R126
8810W121
8840W122
28174120
29024120
39200114
39203114
54666119
62200C116
62300C116
69220C-EC3114
69226-EC3115
69227-3M115
81308129
83220128
83730T124
83750C124
84220128
84330129
84440128
84510125

84540125
84710128
84720128
84740128
85640125
85670125
86710R127
86724R126
86725R126
86740R127
88627C125, 126
88657C126
88710C125
90662122
92343123
92553123
92555123
92892122
92893122
93720124
95672122
95673122
97720124
97720C124
97898CBK119
97898CGY119
97898CWH119
98341121
98344121
98346124
99661W117
99662C117
99662CDB117
99663B117
99666S117
99667T117
511342AL121
511343AT121
920350C115
920351C116
CG60129
EC62119C-EC2115
EC62119C-EC3115
ECH620636-EC2115
ECH620636-EC3115
ECH620867-EC2115
ECH620867-EC3115
HAT60251129
HB4GLIDE93, 129
HR31W118
HR33B118
HR36S118
HRX52121
HRX53121
PRD42RT131
PRD2415130
PRD2448HAT130
PRD3048D130
PRD3060130
PRD3060D130

PRD3230	131	BT48Q	172	EM2910	177	FL38640C	141	SHE	152
PRD3248	131	BT60Q	172	EM2910V	177	FL61903C	140	SK-5	170
PRD3260	131	BT71Q	173	EM35201-EC1	167	FL80228AL	147	SK-7	170
PRD5215	130	CG50	170	EM35206-EC3	167	FL80228B	147	ST203	159
PRDFLAT	131	CG60	170	EM50727	167	FL80287C	141	ST205	159
PRDPOW1	131	CHA51	153	EM51022N	167	FL90071C	141	ST215	158
PRDWIRE32	130	DC420V-3	177	EM60926P	165	FL91201	143	ST217	159
SPX23590C	118	DC430	159	EM60926PWH	165	FL92011C	141	ST235V-3	177
SPX23591C	118	DC517	159	EM60926WH	165	FL92017C	141	ST428V-3	177
SPX23592C	118	DC517V	159	EM60930	166	FLH5969AL	146	STC865	162
SPX23595C	118	DC550	160	EM60930C	166	FLH5974BK	146	STC3030	162
SW70	129	DC630	160	EM69200PN	166	FLH24981-U1	143	STC3030C30	161
SW72	129	DC640	160	EM69202N	166	FLH24987-U6	143	STC3230	162
		DC800	160	EM69203C	166	FLR	155	STC3410	162
		DC940	160	EM69203CP	166	FLWA2140	145	STC3440	162
		DC2990	160	EM91027-3	167	FLWA9300	145	STC8300	162
		DC2990V	161	EM91027C-3	168	FLWT433	145	STC8302	163
		DC8309C	163	EM98880	168	FT6634	171	SW70	170
		DC8658C	163	EM98910-3	168	FT6635	171	SW72	170
		DCY69006	161	EM98910C-3	168	GNA50400	147	TC102	174
		DVS51	154	EMH6921C-EC3	167	KCM1420	175	TC103	174
		EC1283C-EC3	137	EMH69096-3	177	KCM1425	176	TC104	174
		EC3393	176	EMH69216-3M	167	KCW773	176	TC106	174
		EC4300	134	EMH69216-U6	167	KCW778	176	TC8860	174
		EC4350	134	ETN	152	KH206	169	TEX220	157
		EC5162	137	EWD	153	KH503	169	TEX228	157
		EC6583	137	EX35	161	KH520	169	TEX232	157
		EC9230	138	EX1098-3M	137	KH540	169	TEX234	158
		EC9231	138	EX2651	135	KH550	169	TEX280-3	157
		EC9235	138	EX2654	135	KH570	169	THP	147
		EC22070	176	EX2655	135	KLE	155	TV230-3	158
		EC90200	138	FC8000NB	163	LN3618	156	TV230-JT4	158
		EC91150	138	FC8000NBG	164	LN3620	157	TV231-3	158
		EC93580	138	FC8000NP	164	LN3630	157	TV231-JT4	158
		ECH8967K5-EC1	139	FC8000NS	164	LRL	147	TV233	158
		ECH8967R5-EC3	139	FC8100NBG	164	LS5387AL	147	TWN300L-3	158
		ECH12801-EC1	137	FC8100NP	164	MG0920R-NB	145	V4410	161
		ECH17051-EC21	140	FC8100NS	164	MG0922S-NB	145	V4420	161
		ECH17056-EC3	140	FC8483-231	163	MG1230R-NB	145	VNS51A	153
		ECH17057-EC42	140	FC8487-231	163	MG1242S-NB	145	WD380	155
		ECH38615A-EC1	139	FF-22124M	165	MST51	154	WD383	155
		ECH38665A-EC3	139	FF-22324M	165	MST52	154	WD387	156
		ECH38675A-EC3	139	FF-23124V	165	MST53	154	WD388	156
		ECH52601-EC1	139	FF-23324V	165	MST55	152	WDN51	154
		ECH52601-EC21	139	FL660	143	PAC51	150	WST09	146
		ECH52607-EC3	139	FL1327C	140	PAC52	150	WST09-BK	146
		ECH52607-EC42	139	FL5385C	142	PAC53	150, 151	WST09-WH	146
		ECH67701-EC1	140	FL5388C	142	PC-02	173	WST12	146
		ECH67701-EC28	140	FL6080	142	PC-03	173	WST12-BK	146
		ECH67707-EC3	140	FL6081	142	PC-15F	174	WST12-WH	146
		ECH67707-EC42	140	FL6085	143	PC-54	174	WST51A	148
		ECH83501-EC1	140	FL7480	176	PCT-05	174	WST51C	149
		ECH83507-EC3	140	FL7481	176	PKF	155	WST51LF	148
		ECH91211-EC1	139	FL7485	177	PPR	148	WST51N	149
		ECH91216-EC3	139	FL9097	143	QT3965	174	WST51OP	149
		ECH91217-EC3	139	FL22991G	142	RHD51	153	WST51P	149
		ECH91231-EC1	139	FL23591G	142	RLY26-WH	165	WST51RF	149
		ECH91236-EC3	139	FL38610	144	SB517	153		
		ECH91237-EC3	139	FL38610C	141	SC66	175		
		ECH95297BT-EC3	137	FL38640	144	SC117	175		

Work Smart®

04-ARMS-3	170
07-ARMS-3	170
2907	134
3121	134
8120	135
8180	134
33101	135
33107	135
33320	133
33327	133
33340	133
33347	133
36420	133
36427	133
43808	134
69906-2	165
83710B	143
83720	144
ABB	155
ATH51	149
ATH51CG	150
ATL51	151
ATL52	151
ATL53	151
BC9601	136
BC9601HT	136
BC9602	136
BC9602HT	136
BC9603	136
BC90222	136
BP-DANAC	153
BRK	148
BT04FA	171
BT04Q	171
BT04W	171
BT5FQW	172
BT05Q	172
BT06A	172
BT6FQ	172
BT6FQW	172
BT06Q	172
BT08Q	172
BT22	173
BT36	172



S P A C E[®]
S E A T I N G

solutions for every atmosphere[®]

Space[®] Seating leads the industry by offering innovative, ergonomic seating solutions for commercial environments. Made with the highest quality standards and equipped with the latest multi-functional capabilities, Space[®] Seating will exceed expectations at an impressive price point. Includes a limited lifetime warranty.



13-37N1P3 Deluxe Air Grid® Back Chair with Mesh Seat, Cantilever Arms and Angled Nylon Base

Overall Size: 28.5W x 24D x 37.75-41.75H
Seat: 19.25W x 20.75D x 2.75T **Back:** 20W x 19.25H **Seat Range:** 18.75 - 22.75
Arms to Floor: 26.75 **Carton Wt:** 38 **UPS:** Yes **COM:** 1 yd.
Carton: 27L x 26W x 13H **Cube:** 5.28
Options: SW392 **Features:** 1, 4, 7, 8, 9 **Control:** 2-to-1 Synchro Tilt
Notes: Available in Fun Colors - see page 178-179. Patent#: USD540081 S1

Fabric	List Price
Air Grid® Back & Black Mesh Seat	600.00
(Seat only)	650.00
Dillon/A Fabric	650.00



13-37N20D Deluxe Air Grid® Back Drafting Chair with Black Mesh Seat, Adjustable Footring and Nylon Base

Overall Size: 28.75W x 26.25D x 45.75-51H
Seat: 19.5W x 19.5D x 3.5T **Back:** 20W x 18.75H **Seat Range:** 27.25-32.25
Arms to Floor: N/A **Carton Wt:** 35 **UPS:** Yes **COM:** 1 yd.
Carton: 28L x 26W x 13H **Cube:** 5.47
Options: A15 Arms, CG50, SW70 **Features:** 1, 4 **Control:** Pneumatic Seat Height
Notes: Available in Fun Colors - see page 178-179. Patent#: USD540081 S1

Fabric	List Price
Air Grid® Back & Black Mesh Seat	550.00
(Seat only)	600.00
Dillon/A Fabric	600.00



13-37N30D Deluxe Air Grid® Back Drafting Chair with Black Mesh Seat, Dual Function Control, Adjustable Footring and Angled Nylon Base

Overall Size: 28.75W x 26D x 38.75-46.25H
Seat: 19.5W x 20D x 4T **Back:** 20W x 18H **Seat Range:** 20.5-28
Arms to Floor: N/A **Carton Wt:** 40 **UPS:** Yes **COM:** N/A
Carton: 28L x 26W x 13H **Cube:** 5.47
Options: A15 Arms, CG50, SW70 **Features:** 1, 4, 11 **Control:** Dual Function
Notes: Patent#: USD540081 S1

Fabric	List Price
Air Grid® Back and Black Mesh Seat	650.00



13-V22N1WA/13-V77N1WA Deluxe Chair with VeraFlex® Back 2-to-1 Synchro Tilt Control and 2-Way Adjustable Arms

Overall Size: 27W x 24D x 38-42H
Seat: 19.25W x 19.5D x 2.75T **Back:** 20W x 19.5H **Seat Range:** 19.25-23.25
Arms to Floor: 25.25 **Carton Wt:** 39 **UPS:** Yes **COM:** N/A
Carton: 27L x 26W x 14H **Cube:** 5.68
Options: SW392 **Features:** 1, 4, 7, 8, 9 **Control:** 2-to-1 Synchro Tilt
Notes: KY In-Stock: 13-V77N1WA. Patent#: USD540081 S1

Fabric	List Price
13-V22N1WA Shadow VeraFlex® Seat and Back	625.00
13-V77N1WA Blue Mist VeraFlex® Seat and Back	



13-V44N1WA/13-V88N1WA Deluxe Chair with VeraFlex® Back 2-to-1 Synchro Tilt Control and 2-Way Adjustable Arms

Overall Size: 28.5W x 24.25D x 37.75-42H
Seat: 19.25W x 19.5D x 3T **Back:** 20.25W x 17.75H **Seat Range:** 19.5-22.75
Arms to Floor: 25 **Carton Wt:** 40 **UPS:** 44 **COM:** N/A
Carton: 27L x 26W x 13H **Cube:** 5.28
Options: SW392 **Features:** 1, 4, 7, 8, 9 **Control:** 2-to-1 Synchro Tilt
Notes: KY In-Stock: 13-V44N1WA. Patent#: USD540081 S1

Fabric	List Price
13-V44N1WA Charcoal VeraFlex® Seat and Back	625.00
13-V88N1WA Latte VeraFlex® Seat and Back	



23-77N1F2 Professional Dark Air Grid® Back and Seat Manager's Chair with Adjustable Flip Arms, Adjustable Lumbar and Nylon Base

Overall Size: 27.5W x 26D x 41.5 - 45.5H
Seat: 21.5W x 19.75D x 3T **Back:** 22.5W x 24.25H **Seat Range:** 18.5-22.5
Arms to Floor: 25.5 **Carton Wt:** 47 **UPS:** Yes **COM:** N/A
Carton: 31L x 26W x 12H **Cube:** 5.59
Options: CG50, SW70 **Features:** 1, 4, 7, 8, 9 **Control:** 2-to-1 Synchro Tilt
Notes:

Fabric	List Price
Air Grid® Seat and Back	600.00

15, 23, 24, 25 and 27 Series



15-37A720D Dual Layer Air Grid[®] Back Drafting Chair with Black Mesh Seat, Adjustable Footring and Industrial Steel Finish Base

Overall Size: 28.5W x 25.5D x 50.25-55.25H
Seat: 21.5W x 20D x 4T **Back:** 20.5W x 22.5H **Seat Range:** 29-34.25
Arms to Floor: N/A **Carton Wt:** 46 **UPS:** Yes **COM:** N/A
Carton: 31L x 26W x 13H **Cube:** 6.06
Options: A27WA Arms, CG50, SW70 **Features:** 1, 4 **Control:** Pneumatic Seat Height
Notes: Big and Tall 325 lbs. Rating **Optional A27WA Arms Available**
 Patent#: USD540579 S1

Fabric	List Price
Dual Layer Dark Air Grid [®] Back and Black Mesh Seat	695.00
Big & Tall 325 lbs.	



2300 Breathable Mesh Back and Mesh Seat Manager's Chair with Adjustable Arms, Adjustable Lumbar and Industrial Steel Finish Base

Overall Size: 26.75W x 25.5D x 42-46H
Seat: 19W x 19.5D x 1.75T **Back:** 22W x 24.25H **Seat Range:** 18.75-22.75
Arms to Floor: 25.5 **Carton Wt:** 48 **UPS:** Yes **COM:** N/A
Carton: 31L x 26W x 12H **Cube:** 5.59
Options: CG50, SW70 **Features:** 1, 4, 7, 8, 9 **Control:** 2-to-1 Synchro Tilt
Notes: Patent#: USD486657 S1

Fabric	List Price
Breathable Mesh Back and Black Mesh Seat	695.00



2400E Breathable Mesh Back and Bonded Leather Seat Manager's Chair with Adjustable Arms, Adjustable Lumbar and Industrial Steel Finish Base

Overall Size: 27W x 26D x 42-46H
Seat: 19.25W x 20D x 2.5T **Back:** 20.75W x 23.75H **Seat Range:** 19.25-23.25
Arms to Floor: 25.5 **Carton Wt:** 48 **UPS:** Yes **COM:** N/A
Carton: 31L x 26W x 12H **Cube:** 5.59
Options: CG50, SW70 **Features:** 1, 4, 7, 8, 9 **Control:** 2-to-1 Synchro Tilt
Notes: 2400E Replaces 2400

Fabric	List Price
Breathable Mesh Back and Black Bonded Leather Seat	725.00



25004 Breathable Mesh Back and Mesh Seat Manager's Chair with Headrest, Adjustable Arms, Adjustable Lumbar and Industrial Steel Finish Base

Overall Size: 28.75W x 26D x 51.75-57H
Seat: 21.25W x 20.5D x 4.25T **Back:** 20.5W x 24.25H **Seat Range:** 20.25-23.25
Arms to Floor: 26.25 **Carton Wt:** 59 **UPS:** Yes **COM:** N/A
Carton: 37L x 26W x 13H **Cube:** 7.23
Options: CG50, SW70 **Features:** 1, 4, 6, 7, 8, 9 **Control:** 2-to-1 Synchro Knee Tilt
Notes: Patent#: USD481879 S1

Fabric	List Price
Breathable Mesh Back and Black Mesh Seat	975.00



2787 Professional Breathable Mesh Seat and Back Manager's Chair with Adjustable Arms, Adjustable Lumbar and Industrial Steel Finish Base

Overall Size: 28.5W x 27D x 42.5-45.25H
Seat: 21.5W x 20.5D **Back:** 20.5W x 23H **Seat Range:** 19.25-22
Arms to Floor: 28 **Carton Wt:** 58 **UPS:** Yes **COM:** N/A
Carton: 32L x 26W x 14H **Cube:** 6.74
Options: CG50, SW70 **Features:** 1, 4, 6, 7, 8, 9 **Control:** 2-to-1 Synchro Knee Tilt
Notes: Patent#: US20040262975 A1

Fabric	List Price
Breathable Mesh Seat and Back with Black Leather Trim	1200.00



27008 Breathable Mesh Back and Leather Seat Manager's Chair with Headrest, Adjustable Arms, Adjustable Lumbar and Industrial Steel Finish

Overall Size: 28.75W x 26D x 51.75-57H
Seat: 21.25W x 20.5D x 4.25T **Back:** 20.5W x 24.25H **Seat Range:** 20.25-23.25
Arms to Floor: 26.25 **Carton Wt:** 59 **UPS:** Yes **COM:** N/A
Carton: 37L x 26W x 13H **Cube:** 7.23
Options: CG50, SW70 **Features:** 1, 4, 6, 7, 8, 9 **Control:** 2-to-1 Synchro Knee Tilt
Notes: Patent#: USD486656 S1

Fabric	List Price
Breathable Mesh Back and Black Leather Seat with Black Leather Trim	1200.00



27876 Professional Breathable Mesh Seat and Back Executive Chair with Adjustable Headrest, Adjustable Arms, Adjustable Lumbar and Industrial Steel Finish Base

NJ KY Overall Size: 28.5W x 28.75D x 49.75-54.75H
 Seat: 21.5W x 20.5D Back: 20.5W x 23H Seat Range: 19.25-22
 Arms to Floor: 28 Carton Wt: 62 UPS: Yes COM: N/A
 Carton: 37L x 26W x 13H Cube: 7.23
 Options: CG50, SW70 Features: 1, 4, 6, 7, 8, 9 Control: 2-to-1 Synchro Knee Tilt
 Notes: Patent#: US20040262975 A1

Fabric	List Price
Breathable Mesh Seat and Back with Black Leather Trim	1350.00



32-E3371F3 Bonded Leather Seat and Back Manager's Chair with 4-Way Adjustable Flip Arms and Industrial Steel Finish Base

NJ Overall Size: 27W x 27D x 41.5-45.75H
 Seat: 20.75W x 21.25D x 3.5T Back: 21W x 22.5H x 1.5T Seat Range: 19-23.25
 Arms to Floor: 26.25 Carton Wt: 45 UPS: Yes COM: N/A
 Carton: 32L x 26W x 14H Cube: 6.74
 Options: CG50, SW70 Features: 1, 4, 7, 8, 9 Control: 2-to-1 Synchro Tilt
 Notes: REPLACES 2900

Fabric	List Price
Black Bonded Leather Seat and Back	830.00



32-E3371F3HL Bonded Leather Seat and Back Executive Chair with Adjustable Headrest, 4-Way Adjustable Flip Arms and Industrial Steel Finish Base

NJ Overall Size: 28.75W x 29D x 49-56H
 Seat: 20.5W x 19D x 3.5T Back: 21W x 23H x 1.5T Seat Range: 19.5-23.5
 Arms to Floor: 26.75 Carton Wt: 51 UPS: Yes COM: N/A
 Carton: 37L x 26W x 14H Cube: 7.79
 Options: CG50, SW70 Features: 1, 4, 7, 8, 9 Control: 2-to-1 Synchro Tilt
 Notes: REPLACES 29008

Fabric	List Price
Black Bonded Leather Seat and Back	965.00



32-E33P918P Black Bonded Leather Seat and Back Manager's Chair with Adjustable Arms and Polished Aluminum Finish Base

NJ Overall Size: 27.75W x 29D x 45.75H
 Seat: 19.5W x 20D x 4T Back: 21W x 22H x 2.5T Seat Range: 17.75-22.25
 Arms to Floor: 24.5 Carton Wt: 55 UPS: Yes COM: N/A
 Carton: 31L x 26W x 13H Cube: 6.06
 Options: SW392 Features: 1, 4, 7, 8, 9 Control: 2-to-1 Synchro Tilt
 Notes: REPLACES 32-44P918P

Fabric	List Price
Black Bonded Leather Seat and Back	865.00



32-E33P918PHL Black Bonded Leather Seat and Back Executive Chair with Adjustable Headrest, Adjustable Arms and Polished Aluminum Finish Base

NJ Overall Size: 27.75W x 29D x 56H
 Seat: 19.5W x 20D x 4T Back: 21W x 22H Seat Range: 17.75-22.25
 Arms to Floor: 25 Carton Wt: 59 UPS: Yes COM: N/A
 Carton: 31L x 26W x 14H Cube: 6.53
 Options: SW392 Features: 1, 4, 7, 8, 9 Control: 2-to-1 Synchro Tilt
 Notes: REPLACES 32-44P918PHL

Fabric	List Price
Black Bonded Leather Seat and Back	1000.00



3680 Light Air Grid® Manager's Chair with Black Top Grain Leather Seat, Adjustable Lumbar and Platinum Finish Base

NJ KY TX Overall Size: 28.5W x 27D x 40.5-45H
 Seat: 20W x 20D x 4T Back: 21W x 22.5H Seat Range: 18.75-23
 Arms to Floor: 26.5 Carton Wt: 48 UPS: Yes COM: N/A
 Carton: 32L x 26W x 13H Cube: 6.25
 Options: CG50, SW70 Features: 1, 4, 7, 8, 9 Control: 2-to-1 Synchro Tilt
 Notes: Patent#: US20040262975 A1

Fabric	List Price
Light Air Grid® Back and Black Top Grain Leather Seat and Trim	1000.00

36, 327 and 515 Series



36806 Light Air Grid[®] Back Executive Chair with Black Top Grain Leather Seat, Adjustable Headrest, Adjustable Lumbar and Platinum Finish Base

NJ KY TX

Overall Size: 28.5W x 27D x 46.5-55H
Seat: 20W x 20D x 4T **Back:** 21W x 22H **Seat Range:** 18.75-23
Arms to Floor: 26.5 **Carton Wt:** 58 **UPS:** Yes **COM:** N/A
Carton: 38L x 26W x 13H **Cube:** 7.43
Options: CG50, SW70 **Features:** 1, 4, 7, 8, 9 **Control:** 2-to-1 Synchro Tilt
Notes: Patent#: US20040262975 A1

Fabric	List Price
Light Air Grid [®] Back and Black Top Grain Leather Seat and Trim	1150.00



327-E36C61F6 Light Air Grid[®] Back Chair with Padded Bonded Leather Seat, 4-Way Adjustable Flip Arms, Optional Headrest and Platinum Coated Nylon Base

NJ TX

Overall Size: 24.5W x 24.5D x 41-45.5H
Seat: 20.75W x 20.75D x 4T **Back:** 20.5W x 22.5H **Seat Range:** 19-23.5
Arms to Floor: 26 **Carton Wt:** 45 **UPS:** Yes **COM:** N/A
Carton: 32L x 26W x 13H **Cube:** 6.25
Options: CG50, SW70 **Features:** 1, 4, 7, 8, 9 **Control:** 2-to-1 Synchro Tilt
Notes: Optional Headrest EHRL006

Fabric	List Price
Light Air Grid [®] Back and Black Bonded Leather Seat	895.00



327-66C61F6 Light Air Grid[®] Seat and Back Chair with 4-Way Adjustable Flip Arms, Optional Headrest and Platinum Coated Nylon Base

NJ

Overall Size: 29.25W x 27.5D x 40.75-45H
Seat: 21.5W x 20D x 1.25T **Back:** 20.5W x 22.75H x 1.25T **Seat Range:** 18.25 - 22.5
Arms to Floor: 28.5 **Carton Wt:** 47 **UPS:** Yes **COM:** N/A
Carton: 32L x 26W x 13H **Cube:** 6.25
Options: CG50, SW70 **Features:** 1, 4, 7, 8, 9 **Control:** 2-to-1 Synchro Tilt
Notes: Optional Headrest EHRL006

Fabric	List Price
Light Air Grid [®] Seat and Back	975.00



327-E36C61F6HL Light Air Grid[®] Back Chair with Padded Bonded Leather Seat, 4-Way Adjustable Flip Arms, Adjustable Headrest and Platinum Coated Nylon Base

NJ

Overall Size: 28W x 28.75D x 48.75-55H
Seat: 20.75W x 19.5D x 4T **Back:** 20.5W x 22.5H **Seat Range:** 19.5 - 23.75
Arms to Floor: 26.5 **Carton Wt:** 47 **UPS:** Yes **COM:** N/A
Carton: 32L x 26W x 13H **Cube:** 6.25
Options: CG50, SW70 **Features:** 1, 4, 7, 8, 9 **Control:** 2-to-1 Synchro Tilt
Notes:

Fabric	List Price
Light Air Grid [®] Back and Black Bonded Leather Seat	1025.00



327-66C61F6HL Light Air Grid[®] Seat and Back Chair with 4-Way Adjustable Flip Arms, Adjustable Headrest and Platinum Coated Nylon Base

NJ

Overall Size: 27.5W x 26.5D x 57H
Seat: 20.5W x 19D **Back:** 20W x 22.5H **Seat Range:** 18.25 - 22.25
Arms to Floor: 26.25 **Carton Wt:** 46 **UPS:** Yes **COM:** N/A
Carton: 32L x 26W x 14H **Cube:** 6.74
Options: CG50, SW70 **Features:** 1, 4, 7, 8, 9 **Control:** 2-to-1 Synchro Tilt
Notes:

Fabric	List Price
Light Air Grid [®] Seat and Back	1110.00



515-F37N1F2 Dark Air Grid[®] Back and Padded Mesh Seat Manager's Chair with Adjustable Plastic Lumbar Support, Height Adjustable Flip Arms and Nylon Base

NJ

Overall Size: 28.75W x 25D x 38.75-43H
Seat: 20.5W x 19.5D x 3.75T **Back:** 18.5W x 20.5H **Seat Range:** 19-23
Arms to Floor: 25.75 **Carton Wt:** 41 **UPS:** Yes **COM:** N/A
Carton: 28L x 27W x 13H **Cube:** 5.68
Options: CG50, SW70 **Features:** 1, 4, 7, 8, 9 **Control:** 2-to-1 Synchro Tilt
Notes:

Fabric	List Price
Dark Air Grid [®] Back & Padded Mesh Seat	500.00



515-77N1F2 Dark Air Grid[®] Back Seat and Back Manager's Chair with Adjustable Plastic Lumbar Support, Height Adjustable Flip Arms and Nylon Base

Overall Size: 28.75W x 25D x 38.75-42H
Seat: 21.5W x 20D **Back:** 18.5W x 20.25H **Seat Range:** 18.5-22.75
Arms to Floor: 25.75 **Carton Wt:** 41 **UPS:** Yes **COM:** N/A
Carton: 28L x 27W x 13H **Cube:** 5.68
Options: CG50, SW70 **Features:** 1, 4, 7, 8, 9 **Control:** 2-to-1 Synchro Tilt
Notes:

Fabric	List Price
Dark Air Grid [®] Seat and Back	595.00



55-7N17 Professional Air Grid[®] Back Manager's Chair with Custom Fabric Seat, Adjustable Arms and Angled Nylon Base

Overall Size: 27W x 25D x 42H
Seat: 21W x 20D x 4T **Back:** 21W x 19H **Seat Range:** 19-23
Arms to Floor: 25.5 **Carton Wt:** 40 **UPS:** Yes **COM:** 1 yd
Carton: 28L x 26W x 13H **Cube:** 5.47
Options: SW392 **Features:** 1, 4, 7, 8, 9 **Control:** 2-to-1 Synchro Tilt
Notes: Custom for Model 5500[®]
Patent#: USD510488 S1

Fabric	List Price
Air Grid [®] Back and Custom Fabric Seat	
A	550.00
B	580.00
C	610.00
R	660.00



55247SM-231 Dark Air Grid[®] Back Task Chair with Memory Foam Black Mesh Seat, Adjustable Angled Arms and Angled Nylon Base. 24/7 High Intensity Use Chair.

Overall Size: 28.5W x 26.5D x 37.75-42H
Seat: 20.5W x 19.25D x 3.5T **Back:** 20.25W x 19H **Seat Range:** 19-23.25
Arms to Floor: 26 **Carton Wt:** 44 **UPS:** Yes **COM:** 1 yd.
Carton: 32L x 26W x 13H **Cube:** 6.25
Options: SW392 **Features:** 1, 4, 7, 8, 9, 15 **Control:** 2-to-1 Synchro Tilt
Notes:

Fabric	List Price
Dark Air Grid [®] Back & Black Fabric Seat	610.00

24/7 ELITE 300 lb

Seat Slider



5500[®] Air Grid[®] Back and Black Mesh Seat, Adjustable Angled Arms and Angled Nylon Base

Overall Size: 26.5W x 25.25D x 38-42.25H
Seat: 20.5W x 19.5D x 3.5T **Back:** 20.5W x 18.5H **Seat Range:** 18.75-23
Arms to Floor: 25.5 **Carton Wt:** 38 **UPS:** 48 **COM:** 1 yd.
Carton: 27L x 26W x 14H **Cube:** 5.68
Options: SW392 **Features:** 1, 4, 7, 8, 9 **Control:** 2-to-1 Synchro Tilt
Notes: Available in Fun Colors - see page 178-179. Patent#: USD510488 S1

Fabric	List Price
Air Grid [®] Back & Black Mesh Seat	500.00
FUN COLORS FABRIC PROGRAM (Seat only)	550.00
Dillon Black -R107	550.00
Dillon	550.00



5500SL Air Grid[®] Back and Black Mesh Seat, Adjustable Angled Arms, Seat Slider and Angled Nylon Base

Overall Size: 26.5W x 24.25D x 37-41.25H
Seat: 20W x 19.5D x 3.5T **Back:** 20W x 18.75H **Seat Range:** 18-22.5
Arms to Floor: 25 **Carton Wt:** 47 **UPS:** Yes **COM:** 1 yd.
Carton: 31L x 27W x 13H **Cube:** 6.29
Options: SW392 **Features:** 1, 4, 7, 8, 9, 15 **Control:** 2-to-1 Synchro Tilt
Notes: 3-Position Lock with Anti-Kick Control. Available in Fun Colors - see page 178-179.

Fabric	List Price
Air Grid [®] Back & Black Mesh Seat	595.00
FUN COLORS FABRIC PROGRAM (Seat only)	625.00
Dillon	625.00
A	625.00
B	655.00
C	685.00
R	735.00



Featuring New Seat Slider

5500SL



City Park Steely (-K108)



Castillo Breezy (-K003)
•Antimicrobial•



Icon Burgundy (-227)



FreeFlex[®] Azul (-26)



Dillon Blue (-R105)
•Antimicrobial•



5500D Antimicrobial Dillon Seat and Back Task Chair with Adjustable Angled Arms and Angled Nylon Base.

Overall Size: 28.75W x 26.25D x 37.75-42H
Seat: 20.5W x 19.5D x 3.5T **Back:** 20.25W x 19.5H **Seat Range:** 18.75-23
Arms to Floor: 25 **Carton Wt:** 42 **UPS:** Yes **COM:** N/A
Carton: 28L x 26W x 13H **Cube:** 5.47
Options: SW392 **Features:** 1, 4, 7, 8, 9 **Control:** 2-to-1 Synchro Tilt
Notes:

NEW

Fabric	List Price
-R100 Dillon Lipstick	580.00
-R103 Dillon Stratus	
-R105 Dillon Blue	
-R107 Dillon Black	




5505 Professional Air Grid Back Visitor's Chair with Black Mesh Seat, Fixed Arms and Sled Base.

Overall Size: 24.5W x 25.5D x 37.25H
Seat: 20.5W x 19.5D x 3T **Back:** 20.5W x 18.5H **Seat Range:** 19 Fixed
Arms to Floor: 25.5 **Carton Wt:** 36 **UPS:** Yes **COM:** 1 yd.
Carton: 27L x 24W x 16H **Cube:** 6.0
Options: N/A **Features:** N/A **Control:** N/A
Notes: Available in Fun Colors - see page 178-179. Patent#: USD510488 S1



Fabric	List Price
Air Grid [®] Back & Black Mesh Seat	450.00
A	500.00
B	550.00
C	600.00
R	700.00



5540 Air Grid Back and Mesh Seat Manager's Chair with Adjustable Angled Arms, Adjustable Lumbar and Angled Nylon Base.

Overall Size: 28.75W x 28.5D x 41.5-45.75H
Seat: 21.75W x 19.5D x 4.25T **Back:** 20.5W x 23.25H **Seat Range:** 18.75-23
Arms to Floor: 25.25 **Carton Wt:** 43 **UPS:** Yes **COM:** N/A
Carton: 32L x 26W x 13H **Cube:** 6.25
Options: HRM003, SW392 **Features:** 1, 4, 7, 8, 9 **Control:** 2-to-1 Synchro Tilt
Notes: Patent#: US20040262975 A1

Fabric	List Price
Air Grid [®] Back and Black Mesh Seat and Trim	635.00



5560 Air Grid Seat and Back Manager's Chair with Adjustable Angled Arms and Angled Nylon Base.

Overall Size: 28.75W x 26.5D x 38-42H
Seat: 20.5W x 21D **Back:** 20.5W x 19.75H **Seat Range:** 18.75-22.75
Arms to Floor: 25.75 **Carton Wt:** 42 **UPS:** Yes **COM:** N/A
Carton: 28L x 26W x 13H **Cube:** 5.47
Options: SW392 **Features:** 1, 4, 7, 8, 9 **Control:** 2-to-1 Synchro Tilt
Notes: Patent#: USD510488 S1

Fabric	List Price
Air Grid [®] Seat and Back	595.00



5565 Air Grid Seat and Back Visitor's Chair with Adjustable Angled Arms and Sled Base.

Overall Size: 26.5W x 27D x 37.75H
Seat: 20.5W x 21D **Back:** 20.5W x 19H **Seat Range:** 19 Fixed
Arms to Floor: 26 **Carton Wt:** 40 **UPS:** Yes **COM:** N/A
Carton: 26L x 23W x 16H **Cube:** 5.53
Options: N/A **Features:** N/A **Control:** N/A
Notes: Patent#: USD510488 S1

Fabric	List Price
Air Grid [®] Seat and Back	580.00



55403 Air Grid Back and Mesh Seat Manager's Chair with Adjustable Headrest, Adjustable Angled Arms, Adjustable Lumbar and Angled Nylon Base.

Overall Size: 27W x 27.5D x 47.75 - 56H
Seat: 22W x 19.25D x 4.25T **Back:** 20.75W x 29.75H **Seat Range:** 18.75 - 23
Arms to Floor: 25 **Carton Wt:** 47 **UPS:** Yes **COM:** N/A
Carton: 37L x 26W x 13H **Cube:** 7.23
Options: SW392 **Features:** 1, 4, 7, 8, 9 **Control:** 2-to-1 Synchro Tilt
Notes: Patent#: US20040262975 A1

Fabric	List Price
Air Grid [®] Back and Black Mesh Seat and Trim	750.00



5700E Air Grid[®] Back and Black Bonded Leather Seat Manager's Chair with Adjustable Angled Arms and Angled Nylon Base

Overall Size: 27W x 25D x 42H
Seat: 19.5W x 19D x 3.5T **Back:** 18.5W x 19.75H **Seat Range:** 19-25
Arms to Floor: 25.75 **Carton Wt:** 41 **UPS:** Yes **COM:** N/A
Carton: 27L x 26W x 13H **Cube:** 5.28
Options: SW392 **Features:** 1, 4, 7, 8, 9 **Control:** 2-to-1 Synchro Tilt
Notes: REPLACES 5700[®]

NJ
KY
TX

Fabric	List Price
Air Grid [®] Back and Black Bonded Leather Seat	550.00



5700SL Air Grid[®] Back and Black Bonded Leather Seat Manager's Chair with Adjustable Angled Arms, Seat Slider and Angled Nylon Base

Overall Size: 26.5W x 24.25D x 37-41.25H
Seat: 20W x 19.5D x 3.5T **Back:** 20W x 18.75H **Seat Range:** 18.5-22.75
Arms to Floor: 18.5 **Carton Wt:** 47 **UPS:** Yes **COM:** N/A
Carton: 31L x 27W x 13H **Cube:** 6.29
Options: SW392 **Features:** 1, 4, 7, 8, 9, 15 **Control:** 2-to-1 Synchro Tilt
Notes: 3-Position Lock with Anti-Kick Control.

NJ
TX

Featuring New Seat Slider

Fabric	List Price
Air Grid [®] Back and Black Bonded Leather Seat	650.00



5705E Professional Air Grid[®] Back Visitor's Chair with Bonded Leather Seat, Fixed Arms and Sled Base

Overall Size: 25W x 25D x 38H
Seat: 19.25W x 19.25D x 3T **Back:** 19W x 20H **Seat Range:** 19 Fixed
Arms to Floor: 26.25 **Carton Wt:** 38 **UPS:** 47 **COM:** N/A
Carton: 26L x 23W x 16H **Cube:** 5.53
Options: N/A **Features:** N/A **Control:** N/A
Notes: REPLACES 5705

NJ
KY

Fabric	List Price
Air Grid [®] Back and Black Bonded Leather Seat	500.00



5790D Dark Air Grid[®] Back and Dillon Fabric Seat Manager's Chair with Angled Adjustable Height Arms, Adjustable Lumbar Support and Angled Nylon Base

Overall Size: 25.75W x 26.25D x 41.75-45.75H
Seat: 19.75W x 19.5D x 4.25T **Back:** 20.5W x 23.5H **Seat Range:** 19.25-23.25
Arms to Floor: 25.5 **Carton Wt:** 45 **UPS:** Yes **COM:** N/A
Carton: 32L x 27W x 13H **Cube:** 6.5
Options: SW392 **Features:** 1, 4, 7, 8, 9 **Control:** 2-to-1 Synchro Tilt
Notes:

NEW

Fabric	List Price
Air Grid [®] Back with Dillon Antimicrobial Seat	750.00

-R100 Dillon Lipstick
-R103 Dillon Stratus
-R105 Dillon Blue
-R107 Dillon Black



5790D-R100 Dillon Lipstick



5790D
-R103 Dillon Stratus
-R105 Dillon Blue

57 and 213 Series



5790E Dark Air Grid[®] Back and Bonded Leather Seat Manager's Chair with Angled Adjustable Height Arms, Adjustable Lumbar Support and Angled Nylon Base

Overall Size: 25.75W x 26.25D x 41.75-45.75H
Seat: 19.75W x 19.5D x 4.25T **Back:** 20.5W x 23.5H **Seat Range:** 19.25-23.25
Arms to Floor: 25.5 **Carton Wt:** 45 **UPS:** Yes **COM:** N/A
Carton: 32L x 27W x 13H **Cube:** 6.5
Options: SW392 **Features:** 1, 4, 7, 8, 9 **Control:** 2-to-1 Synchro Tilt
Notes:

Fabric	List Price
Air Grid [®] Back and Black Bonded Leather Seat	750.00



57906E Air Grid[®] Back and Bonded Leather Seat Manager's Chair with Adjustable Headrest, Adjustable Angled Arms, Adjustable Lumbar and Angled Nylon Base

Overall Size: 28.75W x 27.25D x 48-56.25H
Seat: 20W x 19.5D x 4.25T **Back:** 20.75W x 29.5H **Seat Range:** 19-23.25
Arms to Floor: 25.25 **Carton Wt:** 49 **UPS:** Yes **COM:** N/A
Carton: 37L x 26W x 13H **Cube:** 7.23
Options: SW392 **Features:** 1, 4, 7, 8, 9 **Control:** 2-to-1 Synchro Tilt
Notes: REPLACES 57906

Fabric	List Price
Air Grid [®] Back & Black Bonded Leather Seat & Trim	875.00



2160SL Dark Air Grid[®] Seat and Back with PU Padded Adjustable Arms, Built-In Lumbar Support and Nylon Base

Overall Size: 28W x 23D x 38-42H
Seat: 21.5W x 19D x 2.5T **Back:** 21.25W x 20.5H **Seat Range:** 18.25-22.25
Arms to Floor: 25.75 **Carton Wt:** 48 **UPS:** Yes **COM:** N/A
Carton: 32L x 26W x 13H **Cube:** 6.25
Options: SW392 **Features:** 1, 4, 7, 8, 9, 15 **Control:** 2-to-1 Synchro Tilt
Notes: 3-Position Lock with Anti-Kick Control.

Fabric	List Price
Air Grid [®] Seat and Back	695.00

Featuring New Seat Slider

213 Series



213-E37P91F3 Air Grid[®] Back and Padded Bonded Leather Seat with 4-Way Adjustable Flip Arms, Built-In Lumbar Support and Polished Aluminum Base

Overall Size: 29.25W x 26.25D x 38.5-42.75H
Seat: 20.5W x 19.75D x 3.5T **Back:** 20.5W x 20H **Seat Range:** 19-23.25
Arms to Floor: 26.5 **Carton Wt:** 40 **UPS:** Yes **COM:** N/A
Carton: 29L x 26W x 13H **Cube:** 5.67
Options: SW392 **Features:** 1, 4, 7, 8, 9 **Control:** 2-to-1 Synchro Tilt
Notes: REPLACES 58-47P918P

Fabric	List Price
Air Grid [®] Back and Padded Bonded Leather Seat	695.00



213-J11N1W Latte Fabric Padded Seat and Back with Height Adjustable PU Padded Arms, Built-In Lumbar Support and Angled Nylon Base

Overall Size: 28W x 26D x 38.75-42.75H
Seat: 20W x 19.5D x 2.75T **Back:** 21W x 20H **Seat Range:** 19-23
Arms to Floor: 25.75 **Carton Wt:** 39 **UPS:** Yes **COM:** N/A
Carton: 28L x 26W x 13H **Cube:** 5.47
Options: SW392 **Features:** 1, 4, 7, 8, 9 **Control:** 2-to-1 Synchro Tilt
Notes:

Fabric	List Price
Latte Fabric Seat and Back	550.00



213-J44N1W Teal Fabric Padded Seat and Back with Height Adjustable PU Padded Arms, Built-In Lumbar Support and Angled Nylon Base

Overall Size: 28W x 26D x 38.75-42.75H
Seat: 20W x 19.5D x 2.75T **Back:** 21W x 20H **Seat Range:** 19-23
Arms to Floor: 25.75 **Carton Wt:** 39 **UPS:** Yes **COM:** N/A
Carton: 28L x 26W x 13H **Cube:** 5.47
Options: SW392 **Features:** 1, 4, 7, 8, 9 **Control:** 2-to-1 Synchro Tilt
Notes:

Fabric	List Price
Teal Fabric Seat and Back	550.00



213-J77N1W Sand Fabric Padded Seat and Back with Height Adjustable PU Padded Arms, Built-In Lumbar Support and Angled Nylon Base

Overall Size: 28W x 26D x 38.75-42.75H
Seat: 20W x 19.5D x 2.75T **Back:** 21W x 20H **Seat Range:** 19-23
Arms to Floor: 25.75 **Carton Wt:** 39 **UPS:** Yes **COM:** N/A
Carton: 28L x 26W x 13H **Cube:** 5.47
Options: SW392 **Features:** 1, 4, 7, 8, 9 **Control:** 2-to-1 Synchro Tilt
Notes:

Fabric	List Price
Sand Fabric Seat and Back	550.00



213-J88N1W Salmon Fabric Padded Seat and Back with Height Adjustable PU Padded Arms, Built-In Lumbar Support and Angled Nylon Base

Overall Size: 28W x 26D x 38.75-42.75H
Seat: 20W x 19.5D x 2.75T **Back:** 21W x 20H **Seat Range:** 19-23
Arms to Floor: 25.75 **Carton Wt:** 39 **UPS:** Yes **COM:** N/A
Carton: 28L x 26W x 13H **Cube:** 5.47
Options: SW392 **Features:** 1, 4, 7, 8, 9 **Control:** 2-to-1 Synchro Tilt
Notes:

Fabric	List Price
Salmon Fabric Seat and Back	550.00



213-J99N1W Steel Fabric Padded Seat and Back with Height Adjustable PU Padded Arms, Built-In Lumbar Support and Angled Nylon Base

Overall Size: 28W x 26D x 38.75-42.75H
Seat: 20W x 19.5D x 2.75T **Back:** 21W x 20H **Seat Range:** 19-23
Arms to Floor: 25.75 **Carton Wt:** 39 **UPS:** Yes **COM:** N/A
Carton: 28L x 26W x 13H **Cube:** 5.47
Options: SW392 **Features:** 1, 4, 7, 8, 9 **Control:** 2-to-1 Synchro Tilt
Notes:

Fabric	List Price
Steel Fabric Seat and Back	550.00

62 Series



6216 Deluxe Air Grid[®] Back and Seat Manager's Chair with Adjustable Arms, Adjustable Lumbar and Industrial Steel Finish Base

Overall Size: 28W x 27D x 40.75-45H
Seat: 21.75W x 20.5D **Back:** 21.5W x 24H **Seat Range:** 17.75-22
Arms to Floor: 26.25 **Carton Wt:** 51 **UPS:** Yes **COM:** N/A
Carton: 31L x 26W x 12H **Cube:** 5.59
Options: CG50, SW70 **Features:** 1, 4, 7, 8, 9 **Control:** 2-to-1 Synchro Tilt
Notes: Patent#: USD540080 S1

Fabric	List Price
Air Grid [®] Seat and Back	850.00



6236 Deluxe Air Grid[®] Seat and Back Manager's Chair with Adjustable Arms, Adjustable Lumbar, Dual Function Control and Industrial Steel Finish Base

Overall Size: 28.5W x 27D x 44.5H
Seat: 21.75W x 20.5D **Back:** 21.5W x 24H **Seat Range:** 18.25-22.5
Arms to Floor: 27 **Carton Wt:** 57 **UPS:** Yes **COM:** N/A
Carton: 32L x 26W x 11H **Cube:** 5.29
Options: CG50, SW70 **Features:** 1, 4, 8, 9, 11 **Control:** Dual Function
Notes: Patent#: USD540080 S1

Fabric	List Price
Air Grid [®] Seat and Back	950.00

63 Series



63247SM-231 24/7 Breathable Mesh Manager's Chair with **Memory Foam** Mesh Seat, Adjustable Lumbar Support, Adjustable Arms and Black Angled Nylon Base. 24/7 High Intensity Use Chair.

Overall Size: 29W x 29D x 41-45.5H
Seat: 20.5W x 19.5D x 3.5T **Back:** 21.5W x 23 **Seat Range:** 18.75-23
Arms to Floor: 25.75 **Carton Wt:** 50 **UPS:** Yes **COM:** N/A
Carton: 33L x 26W x 14H **Cube:** 6.95 **Options:** CG50, SW70
Features: 1, 3, 4, 7, 8, 9, 15 **Control:** 2-to-1 Synchro Tilt with Seat Slider
Notes:

Fabric	List Price
Dark Air Grid [®] Back and Fabric Seat	725.00
 300 lbs.	

63 Series



63-11A653R Breathable Mesh Seat and Back, 2-Way Adjustable Arms, Adjustable Lumbar and Aluminum Silver Base

Overall Size: 29.5W x 26.75D x 42.25 - 46.5H
Seat: 21.5W x 20D **Back:** 21.5W x 22.5H **Seat Range:** 19.75 - 24
Arms to Floor: 25.75 **Carton Wt:** 56 **UPS:** Yes **COM:** N/A
Carton: 31L x 26W x 13H **Cube:** 6.06 **Options:** CG50, SW70
Features: 1, 4, 7, 8, 9 **Control:** Deluxe 2-to-1 w/3-Position Lock
Notes: Patent#: USD543398 S1
Big & Tall 400 lbs.

NEW

Fabric	List Price
Air Grid [®] Seat and Back	1025.00



63-11A653RHM Breathable Mesh Seat and Back, Adjustable Headrest, 2-Way Adjustable Arms, Adjustable Lumbar and Aluminum Silver Base

Overall Size: 29.5W x 26.75D x 48.25 - 57H
Seat: 21.5W x 20D **Back:** 21.5W x 22.5H **Seat Range:** 19.75- 24
Arms to Floor: 25.75 **Carton Wt:** 59 **UPS:** Yes **COM:** N/A
Carton: 37L x 26W x 13H **Cube:** 7.23 **Options:** CG50, SW70
Features: 1, 4, 7, 8, 9 **Control:** Deluxe 2-to-1 w/3-Position Lock
Notes: Patent#: USD543398 S1
Big & Tall 400 lbs.

NEW

Fabric	List Price
Air Grid [®] Seat and Back	1160.00



63-37A773HM Dual Layer Air Grid[®] Back and Black Mesh Seat, Adjustable Headrest, 2-Way Adjustable Arms, Adjustable Lumbar and Industrial Steel Finish Base

Overall Size: 28.75W x 29D x 48.75 - 55.5H
Seat: 21.5W x 21.5D x 4T **Back:** 21W x 28.5H **Seat Range:** 20.25-23
Arms to Floor: 26 **Carton Wt:** 69 **UPS:** Yes **COM:** N/A
Carton: 37L x 26W x 13H **Cube:** 7.23 **Options:** CG50, SW70
Features: 1, 4, 6, 8, 9 **Control:** Mid Pivot Knee Tilt
Notes: Patent#: USD543398 S1
Big & Tall 400 lbs.

Big & Tall 400 lbs.

Fabric	List Price
Dual Layer Air Grid [®] Back and Black Mesh Seat and Trim	1125.00



63-E37A773HL Dual Layer Air Grid[®] Back and Black Bonded Leather Seat, Adjustable Headrest, 2-Way Adjustable Arms, Adjustable Lumbar and Industrial Steel Finish Base

Overall Size: 28.5W x 29D x 49 - 56H
Seat: 21.5W x 21.75D x 4.75T **Back:** 21.75W x 22H **Seat Range:** 20.75-23
Arms to Floor: 26.5 **Carton Wt:** 61 **UPS:** Yes **COM:** N/A
Carton: 37L x 26W x 13H **Cube:** 7.23 **Options:** CG50, SW70
Features: 1, 4, 6, 8, 9 **Control:** Mid Pivot Knee Tilt
Notes:
Big & Tall 400 lbs.

Big & Tall 400 lbs.

Fabric	List Price
Dual Layer Air Grid [®] Back and Black Bonded Leather Seat and Trim	1150.00



63-E3T17C63C Black Vertical Mesh Back and Black Bonded Leather Seat, Height Adjustable Chrome Arms, Height & Depth Adjustable Lumbar Support & Polished Aluminum Base

Overall Size: 26.75W x 26D x 40-44.25H
Seat: 21W x 19.5D x 3.5T **Back:** 21.75W x 23H x 0.5T **Seat Range:** 18-22.25
Arms to Floor: 24.5 **Carton Wt:** 54 **UPS:** Yes **COM:** N/A
Carton: 32L x 26W x 14H **Cube:** 6.74 **Options:** CG50, SW70
Features: 1, 3, 4, 7, 8, 9, 15 **Control:** Deluxe 2-to-1 with Seat Slider
Notes: Optional HRL818 Leather Headrest - see page 25.
 Patent#: US D534, 398 S
Featuring New Seat Slider

Featuring New Seat Slider

Fabric	List Price
Black Vertical Mesh Back and Black Bonded Leather Seat	1025.00



63-T117C63C Black Vertical Mesh Back and Seat, Height Adjustable Chrome Arms, Height & Depth Adjustable Lumbar Support and Polished Aluminum Base

Overall Size: 27W x 26.25D x 40-44.25H
Seat: 21.75W x 20.25D **Back:** 21.5W x 22.75H **Seat Range:** 17.75-22
Arms to Floor: 23.75 **Carton Wt:** 54 **UPS:** Yes **COM:** N/A
Carton: 31L x 26W x 14H **Cube:** 6.53 **Options:** CG50, SW70
Features: 1, 3, 4, 7, 8, 9, 15 **Control:** Deluxe 2-to-1 with Seat Slider
Notes: Optional HRX818 Mesh Headrest - see page 26.
 Patent#: US D534, 398 S
Featuring New Seat Slider

Featuring New Seat Slider

Fabric	List Price
Black Vertical Mesh Seat and Back	1135.00



67-66N61R5 Light Air Grid® Back and Seat Manager's Chair with Flip Arms, and Angled Platinum Finished Nylon Base

Overall Size: 26.25W x 25.25D x 38-42.5H
Seat: 20.25W x 20.5D **Back:** 19W x 20.25H **Seat Range:** 18.25-22.75
Arms to Floor: 26.5 **Carton Wt:** 42 **UPS:** Yes **COM:** N/A
Carton: 28L x 26W x 13H **Cube:** 5.47
Options: SW392 **Features:** 1, 4, 7, 8, 9 **Control:** 2-to-1 Synchro Tilt
Notes: REPLACES 67-66N69R5 Patent#: US D534, 384 S

Fabric	List Price
Light Air Grid® Back and Seat	695.00



67-E36N61R5 Light Air Grid® Back and Black Bonded Leather Seat Manager's Chair with 2-to-1 Synchro Tilt, Flip Arms and Angled Platinum Finished Nylon Base

Overall Size: 28W x 25.25D x 38.25-42.25H
Seat: 20.5W x 20D x 3.5T **Back:** 19W x 20.25H **Seat Range:** 18.75-23
Arms to Floor: 27.25 **Carton Wt:** 41 **UPS:** Yes **COM:** N/A
Carton: 28L x 26W x 13H **Cube:** 5.47
Options: SW392 **Features:** 1, 4, 7, 8, 9 **Control:** 2-to-1 Synchro Tilt
Notes:

NJ
TX

Fabric	List Price
Light Air Grid® Back and Black Bonded Leather Seat	625.00



67-37N1G5 Dark Air Grid® Back and Mesh Seat Manager's Chair with 2-to-1 Synchro Tilt, Flip Arms and Angled Nylon Base

Overall Size: 28.5W x 26.5D x 38-42H
Seat: 20.5W x 19.5D x 4T **Back:** 19W x 20H **Seat Range:** 19-23
Arms to Floor: 27.5 **Carton Wt:** 42 **UPS:** 46 **COM:** 0.75 yd.
Carton: 28L x 26W x 13H **Cube:** 5.47
Options: SW392 **Features:** 1, 4, 7, 8, 9 **Control:** 2-to-1 Synchro Tilt
Notes:

NJ



Fabric	List Price
Air Grid® Back and Mesh Seat	600.00
A	630.00
B	660.00
C	690.00
R	740.00

68 Series



6806 Professional Dual Function Air Grid® Back and Black Mesh Seat Manager's Chair with Adjustable Arms, Adjustable Lumbar and Industrial Steel Finish Base

Overall Size: 28.5W x 25.75D x 41-45.25H
Seat: 20.5W x 20.25D x 3.75T **Back:** 21.25W x 22H **Seat Range:** 18.75-23
Arms to Floor: 27.25 **Carton Wt:** 56 **UPS:** Yes **COM:** N/A
Carton: 32L x 27W x 14H **Cube:** 7.0
Options: CG50, SW70 **Features:** 1, 4, 8, 9, 11 **Control:** Dual Function
Notes: Patent#: USD540080 S1

NJ
KY

Fabric	List Price
Air Grid® Back and Mesh Seat	895.00



6876 Professional Dual Function Air Grid® Back and Leather Seat Manager's Chair with Adjustable Arms, Adjustable Lumbar and Industrial Steel Finish Base

Overall Size: 28.5W x 25.75D x 41-45.25H
Seat: 20.5W x 20.25D x 3.75T **Back:** 21.25W x 22H **Seat Range:** 18.25-22.5
Arms to Floor: 27.25 **Carton Wt:** 57 **UPS:** Yes **COM:** N/A
Carton: 32L x 26W x 14H **Cube:** 6.74
Options: CG50, SW70 **Features:** 1, 4, 8, 9, 11 **Control:** Dual Function
Notes:

NJ

Fabric	List Price
Air Grid® Back and Leather Seat	1025.00

75 Series



75-7A773 Dual Layer Air Grid® Back and Custom Fabric Seat Ergonomic Chair with Adjustable Lumbar, 2-Way Adjustable Arms and Industrial Steel Finish Base

Overall Size: 28.75W x 27.75D x 42-44.75H
Seat: 22W x 21.75D x 4.25T **Back:** 21.5W x 22.5H **Seat Range:** 19-22
Arms to Floor: 26 **Carton Wt:** 66 **UPS:** Yes **COM:** 1 yds
Carton: 32L x 27W x 14H **Cube:** 7.0
Options: CG50, SW70 **Features:** 1, 4, 6, 8, 9 **Control:** Mid Pivot Knee Tilt
Notes: Patent#: USD540080 S1

NJ



Fabric	List Price
Dual Layer Dark Air Grid® Back and Custom Fabric Seat	
A	1040.00
B	1080.00
C	1120.00
R	1180.00

Big & Tall 400 lbs.

75 and 867A Series



75-37A773 Dual Layer Air Grid[®] Back and Black Mesh Seat Ergonomic Chair with Adjustable Lumbar, 2-Way Adjustable Arms and Industrial Steel Finish Base

Overall Size: 28.75W x 27D x 42.5-45.5H

Seat: 21.75W x 21.75D x 4.5T **Back:** 21W x 22H **Seat Range:** 20-22.75

Arms to Floor: 29.25 **Weight:** 65 **UPS:** Yes **COM:** N/A

Carton: 32L x 26W x 17H **Cube:** 8.18

Options: CG50, SW70 **Features:** 1, 4, 6, 8, 9 **Control:** Mid Pivot Knee Tilt

Notes: Patent#: USD540080 S1

Big & Tall 400 lbs.

Fabric	List Price
Dual Layer Air Grid [®] Back and Black Mesh Seat	1000.00



75-47A773 Dual Layer Air Grid[®] Back and Black Bonded Leather Seat Ergonomic Chair with Adjustable Lumbar, 2-Way Adjustable Arms and Industrial Steel Finish Base

Overall Size: 28.75W x 27.25D x 42.75 - 45.5H

Seat: 21.5W x 21D x 4.5T **Back:** 21.5W x 22H **Seat Range:** 20.25 - 23.25

Arms to Floor: 26.25 **Carton Wt:** 66 **UPS:** Yes **COM:** N/A

Carton: 32L x 26W x 15H **Cube:** 7.22

Options: CG50, SW70 **Features:** 1, 4, 6, 8, 9 **Control:** Mid Pivot Knee Tilt

Notes: Patent#: USD540080 S1

Big & Tall 400 lbs.

Fabric	List Price
Dual Layer Air Grid [®] Back and Black Bonded Leather Seat	1050.00



75-77A753 Air Grid[®] Seat and Back Ergonomic Chair with Height-Adjustable Lumbar Support, 2-Way Adjustable Arms and Industrial Steel Finish Base

Overall Size: 27.5W x 25D x 42 - 46.5H

Seat: 21.5W x 20.5D **Back:** 21W x 22.5H **Seat Range:** 19.25 - 26.75

Arms to Floor: 26.75 **Carton Wt:** 55 **UPS:** Yes **COM:** N/A

Carton: 31L x 26W x 13H **Cube:** 6.06

Options: CG50, SW70 **Features:** 1, 4, 7, 8, 9 **Control:** Deluxe 2-to-1 w/3-Position Lock

Notes:

Big & Tall 400 lbs.

Fabric	List Price
Air Grid [®] Seat and Back	1000.00

867A Series



867A-E31P91F2 Black Matrix Back, Bonded Leather Seat, Height Adjustable Lumbar Support, Adjustable Flip Arms with Polished Aluminum Back Support and Base

Overall Size: 29.5W x 25.5D x 41-45.25H

Seat: 20W x 20D x 3.75T **Back:** 19W x 23.5H **Seat Range:** 19-23.25

Arms to Floor: 25.5 **Carton Wt:** 47 **UPS:** 51 **COM:** N/A

Carton: 30L x 26W x 13H **Cube:** 5.86 **Options:** CG50, SW392

Features: 1, 4, 7, 8, 9 **Control:** 2-to-1 Synchro Tilt

Notes:

Fabric/Frame	List Price
Black Matrix Back and Bonded Leather Seat	925.00



867A-11P91F2 Black Matrix Seat and Back, Height Adjustable Lumbar Support, Adjustable Flip Arms with Polished Aluminum Back Support and Base

Overall Size: 29.5W x 26D x 41-45.25H

Seat: 21.75W x 20D **Back:** 19W x 23.25H **Seat Range:** 18.5-22.75

Arms to Floor: 26.75 **Carton Wt:** 48 **UPS:** Yes **COM:** N/A

Carton: 30L x 26W x 13H **Cube:** 5.86 **Options:** CG50, SW392

Features: 1, 4, 7, 8, 9 **Control:** 2-to-1 Synchro Tilt

Notes:

Fabric/Frame	List Price
Black Matrix Seat and Back	995.00



867A-1P91F2 Black Matrix Back, Dillon Antimicrobial Seat, Height Adjustable Lumbar Support, Adjustable Flip Arms with Polished Aluminum Back Support and Base

Overall Size: 29.5W x 25.5D x 41-45.25H

Seat: 20W x 20D x 3.75T **Back:** 19W x 23.5H **Seat Range:** 19-23.25


Arms to Floor: 25.5 **Carton Wt:** 47 **UPS:** Yes **COM:** N/A

Carton: 30L x 26W x 13H **Cube:** 5.86 **Options:** CG50, SW392

Features: 1, 4, 7, 8, 9 **Control:** 2-to-1 Synchro Tilt

Notes:


Fabric/Frame	List Price
Black Matrix Back with Dillon Antimicrobial Seat -R100 Lipstick -R103 Stratus -R105 Blue -R107 Black	925.00



86-M22C625R Self Adjusting Ice SpaceFlex® Back and Shadow Mesh Seat Manager's Chair with Adjustable Arms and Platinum Finish Base

Overall Size: 27.25W x 24.5D x 44.25H
Seat: 19.75W x 19D x 4T **Back:** 21W x 21.5H **Seat Range:** 18.75-22.5
Arms to Floor: 25.5 **Carton Wt:** 50 **UPS:** Yes **COM:** N/A
Carton: 32L x 26W x 13H **Cube:** 6.25 **Options:** CG50, SW70
Features: 1, 4, 8, 9, 14 **Control:** Self Adjusting 4-to-1 Synchro Tilt
Notes: Patent#: USD575969 S1


Fabric	List Price
Ice SpaceFlex® Back and Shadow Mesh Seat	825.00
Self Adjusting Mechanism	



86-M32C625R Self Adjusting Ice SpaceFlex® Back and Raven Mesh Seat Manager's Chair with Adjustable Arms and Platinum Finish Base

Overall Size: 27.25W x 24.5D x 44.25H
Seat: 19.75W x 19D x 4T **Back:** 21W x 21.5H **Seat Range:** 18.75-22.5
Arms to Floor: 25.5 **Carton Wt:** 50 **UPS:** Yes **COM:** N/A
Carton: 32L x 26W x 13H **Cube:** 6.25 **Options:** CG50, SW70
Features: 1, 4, 8, 9, 14 **Control:** Self Adjusting 4-to-1 Synchro Tilt
Notes: Patent#: USD575969 S1


Fabric	List Price
Ice SpaceFlex® Back and Raven Mesh Seat	825.00
Self Adjusting Mechanism	



86-M33BN2W Self Adjusting Raven SpaceFlex® Back and Raven Mesh Seat Manager's Chair with Adjustable Arms and Nylon Base

Overall Size: 27.25W x 24.5D x 44.25H
Seat: 19.75W x 19D x 4T **Back:** 21W x 21.5H **Seat Range:** 18.75-22.5
Arms to Floor: 25.5 **Carton Wt:** 50 **UPS:** Yes **COM:** N/A
Carton: 32L x 26W x 13H **Cube:** 6.25 **Options:** CG50, SW70
Features: 1, 4, 8, 9, 14 **Control:** Self Adjusting 4-to-1 Synchro Tilt
Notes: Patent#: USD575969 S1


Fabric	List Price
Raven SpaceFlex® Back and Raven Mesh Seat	750.00
Self Adjusting Mechanism	



86-M33C625R Self Adjusting Raven SpaceFlex® Back and Raven Mesh Seat Manager's Chair with Adjustable Arms and Platinum Finish Base

Overall Size: 27.25W x 24.5D x 44.25H
Seat: 19.75W x 19D x 4T **Back:** 21W x 21.5H **Seat Range:** 18.75-22.5
Arms to Floor: 25.5 **Carton Wt:** 50 **UPS:** Yes **COM:** N/A
Carton: 32L x 26W x 13H **Cube:** 6.25 **Options:** CG50, SW70
Features: 1, 4, 8, 9, 14 **Control:** Self Adjusting 4-to-1 Synchro Tilt
Notes: Patent#: USD575969 S1


Fabric	List Price
Raven SpaceFlex® Back and Raven Mesh Seat	825.00
Self Adjusting Mechanism	



86-M34C625R Self Adjusting Fog SpaceFlex® Back and Raven Mesh Seat Manager's Chair with Adjustable Arms and Platinum Finish Base

Overall Size: 27.25W x 24.5D x 44.25H
Seat: 19.75W x 19D x 4T **Back:** 21W x 21.5H **Seat Range:** 18.75-22.5
Arms to Floor: 25.5 **Carton Wt:** 50 **UPS:** Yes **COM:** N/A
Carton: 32L x 26W x 13H **Cube:** 6.25 **Options:** CG50, SW70
Features: 1, 4, 8, 9, 14 **Control:** Self Adjusting 4-to-1 Synchro Tilt
Notes: Patent#: USD575969 S1

Fabric	List Price
Fog SpaceFlex® Back and Raven Mesh Seat	825.00
Self Adjusting Mechanism	



86-M35C625R Self Adjusting Tang SpaceFlex® Back and Raven Mesh Seat Manager's Chair with Adjustable Arms and Platinum Finish Base

Overall Size: 27.25W x 24.5D x 44.25H
Seat: 19.75W x 19D x 4T **Back:** 21W x 21.5H **Seat Range:** 18.75-22.5
Arms to Floor: 25.5 **Carton Wt:** 50 **UPS:** Yes **COM:** N/A
Carton: 32L x 26W x 13H **Cube:** 6.25 **Options:** CG50, SW70
Features: 1, 4, 8, 9, 14 **Control:** Self Adjusting 4-to-1 Synchro Tilt
Notes: Patent#: USD575969 S1

Fabric	List Price
Tang SpaceFlex® Back and Raven Mesh Seat	825.00
Self Adjusting Mechanism	

86 REVV[®] and Pulsar Series



86-M39C625R Self Adjusting Cosmo SpaceFlex[®] Back and Raven Mesh Seat Manager's Chair with Adjustable Arms and Platinum Finish Base

Overall Size: 27.25W x 24.5D x 44.25H
Seat: 19.75W x 19D x 4T **Back:** 21W x 21.5H **Seat Range:** 18.75-22.5
Arms to Floor: 25.5 **Carton Wt:** 50 **UPS:** Yes **COM:** N/A
Carton: 32L x 26W x 13H **Cube:** 6.25 **Options:** CG50, SW70
Features: 1, 4, 8, 9, 14 **Control:** Self Adjusting 4-to-1 Synchro Tilt
Notes: Patent#: USD575969 S1

Fabric	List Price
Cosmo SpaceFlex [®] Back and Raven Mesh Seat	825.00
Self Adjusting Mechanism	



86-M66C625R Self Adjusting Kiwi SpaceFlex[®] Back and Kiwi Mesh Seat Manager's Chair with Adjustable Arms and Platinum Finish Base

Overall Size: 27.25W x 24.5D x 44.25H
Seat: 19.75W x 19D x 4T **Back:** 21W x 21.5H **Seat Range:** 18.75-22.5
Arms to Floor: 25.5 **Carton Wt:** 50 **UPS:** Yes **COM:** N/A
Carton: 32L x 26W x 13H **Cube:** 6.25 **Options:** CG50, SW70
Features: 1, 4, 8, 9, 14 **Control:** Self Adjusting 4-to-1 Synchro Tilt
Notes: Patent#: USD575969 S1

Fabric	List Price
Kiwi SpaceFlex [®] Back and Kiwi Mesh Seat	825.00
Self Adjusting Mechanism	



86-M74C625R Self Adjusting Fog SpaceFlex[®] Back and Blue Mist Mesh Seat Manager's Chair with Adjustable Arms and Platinum Finish Base

Overall Size: 27.25W x 24.5D x 44.25H
Seat: 19.75W x 19D x 4T **Back:** 21W x 21.5H **Seat Range:** 18.75-22.5
Arms to Floor: 25.5 **Carton Wt:** 50 **UPS:** Yes **COM:** N/A
Carton: 32L x 26W x 13H **Cube:** 6.25 **Options:** CG50, SW70
Features: 1, 4, 8, 9, 14 **Control:** Self Adjusting 4-to-1 Synchro Tilt
Notes: Patent#: USD575969 S1

Fabric	List Price
Fog SpaceFlex [®] Back and Blue Mist Mesh Seat	825.00
Self Adjusting Mechanism	



86-M77C625R Self Adjusting Blue Mist SpaceFlex[®] Back and Blue Mist Mesh Seat Manager's Chair with Adjustable Arms and Platinum Finish Base

Overall Size: 27.25W x 24.5D x 44.25H
Seat: 19.75W x 19D x 4T **Back:** 21W x 21.5H **Seat Range:** 18.75-22.5
Arms to Floor: 25.5 **Carton Wt:** 50 **UPS:** Yes **COM:** N/A
Carton: 32L x 26W x 13H **Cube:** 6.25 **Options:** CG50, SW70
Features: 1, 4, 8, 9, 14 **Control:** Self Adjusting 4-to-1 Synchro Tilt
Notes: Patent#: USD575969 S1

Fabric	List Price
Blue Mist SpaceFlex [®] Back and Blue Mist Mesh Seat	825.00
Self Adjusting Mechanism	



86-M88C625R Self Adjusting Latte SpaceFlex[®] Back and Latte Mesh Seat Manager's Chair with Adjustable Arms and Platinum Finish Base

Overall Size: 27.25W x 24.5D x 44.25H
Seat: 19.75W x 19D x 4T **Back:** 21W x 21.5H **Seat Range:** 18.75-22.5
Arms to Floor: 25.5 **Carton Wt:** 50 **UPS:** Yes **COM:** N/A
Carton: 32L x 26W x 13H **Cube:** 6.25 **Options:** CG50, SW70
Features: 1, 4, 8, 9, 14 **Control:** Self Adjusting 4-to-1 Synchro Tilt
Notes: Patent#: USD575969 S1

Fabric	List Price
Latte SpaceFlex [®] Back and Latte Mesh Seat	825.00
Self Adjusting Mechanism	

Pulsar Series



5200W White Frame Finish Manager's Chair with Padded Mesh Seat and Back, Height Adjustable Flip Arms and Coated Nylon Base

Overall Size: 28.5W x 26.75D x 37-41.25H
Seat: 20.5W x 20D x 3.75T **Back:** 20.5W x 19.25H x 2.5T **Seat Range:** 18.25-22.75
Arms to Floor: 25.25 **Carton Wt:** 45 **UPS:** Yes **COM:** 1.5 yds.
Carton: 28L x 26W x 15H **Cube:** 6.31
Options: CG50, SW70 **Features:** 1, 4, 7, 8, 9 **Control:** 2-to-1 Synchro Tilt
Notes: -3 available in NJ. Available in Fun Colors - see above.

Fabric	List Price
Fun Colors (Seat and Back)	700.00



⚙️ **5200W** White Frame Finish Manager's Chair with **Antimicrobial** Seat and Back, Height Adjustable Flip Arms and Coated Nylon Base

🌿

Overall Size: 28.5W x 26.75D x 37-41.25H
Seat: 20.5W x 20D x 3.75T **Back:** 20.5W x 19.25H x 2.5T **Seat Range:** 18.25-22.75
Arms to Floor: 25.25 **Carton Wt:** 45 **UPS:** Yes **COM:** 1.5 yds.
Carton: 28L x 26W x 15H **Cube:** 6.31
Options: CG50, SW70 **Features:** 1, 4, 7, 8, 9 **Control:** 2-to-1 Synchro Tilt
Notes:

Fabric	List Price
Dillon and Castillo	700.00



⚙️ **317W-W11C1F2W** White Frame Manager's Chair with Breathable Mesh Seat and Back, Adjustable Padded Flip Arms and Coated Nylon Base

🌿

Overall Size: 26W x 24.75D x 40.5-44.75H
Seat: 21W x 19.5D x 3.75T **Back:** 18.5W x 22.25H **Seat Range:** 18.75-23
Arms to Floor: 25.5 **Carton Wt:** 45 **UPS:** Yes **COM:** N/A
Carton: 32L x 26W x 13H **Cube:** 6.25
Options: CG50, SW70 **Features:** 1, 4, 7, 8, 9 **Control:** 2-to-1 Synchro Tilt
Notes:

NJ
KY
TX

Fabric	List Price
White Breathable Mesh Seat and Back	1000.00




⚙️ **317W-W1C1F2W** White Frame Manager's Chair with Breathable Mesh Back and Padded Mesh Seat Manager's Chair with Height Adjustable Flip Arms and Coated Nylon Base

🌿

Overall Size: 26W x 24.75D x 40.5-44.75H
Seat: 21W x 19.5D x 3.75T **Back:** 18.5W x 22.25H **Seat Range:** 18.75-23
Arms to Floor: 25.5 **Carton Wt:** 45 **UPS:** Yes **COM:** .75 yd.
Carton: 32L x 26W x 13H **Cube:** 6.25
Options: CG50, SW70 **Features:** 1, 4, 7, 8, 9 **Control:** 2-to-1 Synchro Tilt
Notes: Available in Fun Colors - see page 178-179.

NJ
KY

Fabric	List Price
White Breathable Mesh Back and Padded Mesh Seat	925.00
-3M Black	
	950.00
(Seat only) Dillon	950.00

9333E



⚙️ **9333E** Black Bonded Leather Conference Chair with Cantilever Arms and Industrial Steel Finish Base

🌿

Overall Size: 28.5W x 30D x 42-46.25H
Seat: 21.75W x 20D x 5.5T **Back:** 20W x 22.75H x 6T **Seat Range:** 27.75-31.75
Arms to Floor: 27.75 **Carton Wt:** 59 **UPS:** Yes **COM:** N/A
Carton: 30L x 26W x 15H **Cube:** 6.77
Options: CG50, SW70 **Features:** 1, 4, 7, 8, 9 **Control:** 2-to-1 Synchro Tilt
Notes: Transitioned to Bonded Leather. **REPLACES** 9333. Patent#: USD575969 S1

NJ

Fabric	List Price
Black Bonded Leather Seat and Back	875.00

317 Series



⚙️ **317-R22C6KF6** Professional R2 SpaceGrid Seat and Back Chair with Platinum Finish Flip Arms, Seat Slider and Platinum Coated Base with Black End Caps

🌿

Overall Size: 28.75W x 25.25D x 41.25-43.75H
Seat: 21.5W x 20D **Back:** 22W x 22.75H **Seat Range:** 18-20.5
Arms to Floor: 26.25 **Carton Wt:** 56 **UPS:** Yes **COM:** N/A
Carton: 32L x 26W x 13H **Cube:** 6.26 **Options:** CG50, SW70
Features: 1, 3, 4, 7, 8, 9, 15 **Control:** Deluxe 2-to-1 with Seat Slider
Notes:

Seat Slider

Fabric	List Price
R2 SpaceGrid Seat and Back	1150.00



⚙️ **317-ME3R2C7KF7** Professional R2 SpaceGrid Back Chair with **Memory Foam** Bonded Leather Seat, Industrial Steel Adjustable Flip Arms and Industrial Steel Coated Base with Black End Caps

🌿

Overall Size: 28.5W x 26D x 41-43.25H
Seat: 20W x 19D x 4T **Back:** 22W x 22.5H **Seat Range:** 18.5-21
Arms to Floor: 26.25 **Carton Wt:** 54 **UPS:** Yes **COM:** N/A
Carton: 32L x 26W x 13H **Cube:** 6.25 **Options:** CG50, SW70
Features: 1, 3, 4, 7, 8, 9, 15 **Control:** Deluxe 2-to-1 with Seat Slider
Notes:

Seat Slider

Fabric	List Price
R2 SpaceGrid Back and Black Bonded Leather Seat	1050.00

317, 335, 521 and 529 Series



317-ME36C61F6 Professional Light AirGrid® Back Chair w/Black Bonded Leather Seat, Memory Foam, Platinum Finish Flip Arms & Platinum Coated Base w/Black End Caps
Overall Size: 28.5W x 24.5D x 40.5-44.5H
Seat: 20.5W x 19.25D x 4T **Back:** 22W x 22.75H **Seat Range:** 19.5-23.5
Arms to Floor: 26.75 **Carton Wt:** 47 **UPS:** Yes **COM:** N/A
Carton: 32L x 26W x 13H **Cube:** 6.25
Options: SW70 **Features:** 1, 4, 7, 8, 9 **Control:** 2-to-1 Synchro Tilt
Notes:

Fabric	List Price
Light AirGrid® Back and Black Bonded Leather Seat	875.00



317-66C61F6 Professional Light AirGrid® Seat and Back Chair with Platinum Finish Flip Arms and Platinum Coated Base with Black End Caps
Overall Size: 28.5W x 25.75D x 40.25-44.5H
Seat: 21.5W x 20D **Back:** 19W x 23H **Seat Range:** 18.5-22.5
Arms to Floor: 26.75 **Carton Wt:** 48 **UPS:** Yes **COM:** N/A
Carton: 32L x 26W x 13H **Cube:** 6.25
Options: SW70 **Features:** 1, 4, 7, 8, 9 **Control:** 2-to-1 Synchro Tilt
Notes:

Fabric	List Price
Light AirGrid® Back and Seat	950.00

335 Series



335-E37P918P Professional Air Grid® Back Chair with Black Bonded Leather Seat and Trim, Adjustable Arms, Adjustable Lumbar, and Angled Polished Aluminum Base
Overall Size: 27.75W x 24.25D x 43.25-47.25H
Seat: 19W x 19D x 3T **Back:** 20.75W x 24H **Seat Range:** 18.25-22.75
Arms to Floor: 25.25 **Carton Wt:** 43 **UPS:** Yes **COM:** N/A
Carton: 32L x 26W x 13H **Cube:** 6.25
Options: SW392 **Features:** 1, 4, 7, 8, 9 **Control:** 2-to-1 Synchro Tilt
Notes: REPLACES 335-47P918P

Fabric	List Price
Air Grid® Back and Black Bonded Leather Seat and Trim	795.00

521 Series



521-3T1P96A8 High Back Black Vertical Mesh Chair with Black Fabric Seat, Height Adjustable Arms, Seat Slider, and Angled Chrome Base
Overall Size: 27.75W x 26.25D x 39.25-43.75H
Seat: 21W x 19.75D x 3.5T **Back:** 18.5W x 21.75H **Seat Range:** 17.75-22.25
Arms to Floor: 25.5 **Carton Wt:** 51 **UPS:** Yes **COM:** N/A
Carton: 32L x 27W x 13H **Cube:** 6.5
Options: CG50, SW392 **Features:** 1, 4, 7, 8, 9, 15 **Control:** 2-to-1 Synchro Tilt
Notes:

Fabric	List Price
Black Vertical Mesh Back and Black Fabric Seat and Trim	825.00




521-E3TG1N668PR High Back Black Vertical Mesh Chair with Black Bonded Leather Seat, Height Adjustable Arms, Seat Slider, and Angled Silver Base
Overall Size: 27.75W x 24D x 39.25-43.75H
Seat: 21W x 19D x 3.25T **Back:** 18.75W x 22H **Seat Range:** 17.25-22.5
Arms to Floor: 25.25 **Carton Wt:** 49 **UPS:** Yes **COM:** N/A
Carton: 32L x 27W x 13H **Cube:** 6.5
Options: CG50, SW392 **Features:** 1, 4, 7, 8, 9, 15 **Control:** 2-to-1 Synchro Tilt
Notes:

Fabric	List Price
Black Vertical Mesh Back and Black Bonded Leather Seat and Trim	850.00

529 Series



529-3R2N1F2 R2 SpaceGrid Back Chair with Memory Foam Mesh Seat, Height Adjustable Flip Arms, Adjustable Lumbar and Nylon Base
Overall Size: 27.25W x 24D x 39.25-43.25H
Seat: 20.5W x 19D x 3.5T **Back:** 22.25W x 30.75H **Seat Range:** 19.25-23.5
Arms to Floor: 26 **Carton Wt:** 42 **UPS:** Yes **COM:** 1 yd.
Carton: 31L x 26W x 13H **Cube:** 6.06
Options: CG50, SW70 **Features:** 1, 4, 7, 8, 9 **Control:** 2-to-1 Synchro Tilt
Notes: Available in Fun Colors - see page 178-179. Patent # US D660,621 S

Fabric/Frame	List Price
R2 SpaceGrid Back Black Mesh Seat	725.00
 (Seat only)	750.00
Dillon	750.00



529-M3R2N6F2 R2 SpaceGrid Back Chair with **Memory Foam Mesh Seat**, Height Adjustable Flip Arms, Adjustable Lumbar, Seat Slider and Nylon Base

Overall Size: 26W x 24.25D x 38.25-42.5H
Seat: 19.75W x 18.5D x 4.5T **Back:** 22.75W x 20.5H **Seat Range:** 18.75-23
Arms to Floor: 25 **Carton Wt:** 47 **UPS:** Yes **COM:** 1 yd.
Carton: 31L x 26W x 13H **Cube:** 6.06 **Options:** CG50, SW70
Features: 1, 4, 7, 8, 9, 15 **Control:** 2-to-1 Synchro Tilt with 3 Position Lock
Notes: Available in Fun Colors - see page 178-179. 3-Position Lock with Anti-Kick Control.
Featuring New Seat Slider

Fabric/Frame	List Price
R2 SpaceGrid Back Black Mesh Seat	800.00
(Seat only)	850.00
Dillon	850.00



529-R2N1F2 R2 SpaceGrid Back Chair with **Memory Foam Mesh Seat**, Height Adjustable Flip Arms, Adjustable Lumbar and Nylon Base

Overall Size: 28.75W x 24.5D x 39.25-43.25H
Seat: 20W x 19.5D x 5T **Back:** 22.25W x 19.5H **Seat Range:** 20-24
Arms to Floor: 25.5 **Carton Wt:** 43 **UPS:** Yes **COM:** 1 yd.
Carton: 31L x 26W x 13H **Cube:** 6.06
Options: CG50, SW70 **Features:** 1, 4, 7, 8, 9 **Control:** 2-to-1 Synchro Tilt
Notes:



Fabric/Frame	List Price
R2 SpaceGrid Back	
A	755.00
B	785.00
C	815.00
R	865.00



529-E3R2N1F2 R2 SpaceGrid Back Chair with **Memory Foam Bonded Leather Seat**, Height Adjustable Flip Arms, Adjustable Lumbar and Nylon Base

Overall Size: 27.25W x 25D x 39.25-43.25H
Seat: 20W x 19.5 x 4.5T **Back:** 22.25W x 19.5H **Seat Range:** 20-24
Arms to Floor: 25.5 **Carton Wt:** 42 **UPS:** Yes **COM:** N/A
Carton: 31L x 26W x 13H **Cube:** 6.06
Options: CG50, SW70 **Features:** 1, 4, 7, 8, 9 **Control:** 2-to-1 Synchro Tilt
Notes: Patent # US D660,621 S

Fabric/Frame	List Price
R2 SpaceGrid Back and Black Bonded Leather Seat	760.00



529-R22N1F2 R2 SpaceGrid Seat and Back Chair with Height Adjustable Flip Arms, Adjustable Lumbar and Nylon Base

Overall Size: 27W x 25D x 39-43.25H
Seat: 21.75W x 19.75 **Back:** 22.75W x 20.25H **Seat Range:** 18-22.25
Arms to Floor: 25 **Carton Wt:** 43 **UPS:** Yes **COM:** N/A
Carton: 31L x 26W x 12H **Cube:** 5.59
Options: CG50, SW70 **Features:** 1, 4, 7, 8, 9 **Control:** 2-to-1 Synchro Tilt
Notes:

Fabric	List Price
R2 SpaceGrid Back and Seat	795.00

889 Series



889-3TW1N1421W White Vertical Mesh Back Chair with Height Adjustable Lumbar Support, Black Mesh Seat, Height Adjustable Padded Arms and White Angled Nylon Base

Overall Size: 29.25W x 25.25D x 39.5-43.75H
Seat: 21W x 18.75D x 3.75T **Back:** 19.5W x 22.5H **Seat Range:** 18.25-22.5
Arms to Floor: 26.75 **Carton Wt:** 53 **UPS:** Yes **COM:** 1 yd.
Carton: 32L x 27W x 14H **Cube:** 7.0 **Options:** N/A
Features: 1, 4, 7, 8, 9, 15 **Control:** 2-to-1 Synchro Tilt
Notes: Available in Fun Colors - see page 178-179.
Seat Slider



Fabric	List Price
White Vertical Mesh Back and Black Mesh Seat	950.00
(Seat only)	1000.00
Dillon	1000.00



889-7TG1N4421G Grey Vertical Mesh Back Chair with Height Adjustable Lumbar Support, Blue Fabric Seat, Height Adjustable Padded Arms and Graphite Angled Nylon Base

Overall Size: 29.25W x 25.25D x 39.5-43.75H
Seat: 21W x 18.75D x 3.75T **Back:** 19.5W x 22.5H **Seat Range:** 18.25-22.5
Arms to Floor: 26.75 **Carton Wt:** 53 **UPS:** Yes **COM:** 1 yd.
Carton: 32L x 27W x 14H **Cube:** 7.0 **Options:** N/A
Features: 1, 4, 7, 8, 9, 15 **Control:** 2-to-1 Synchro Tilt
Notes: Available in Fun Colors - see page 178-179.
Seat Slider



Fabric	List Price
Grey Vertical Mesh Back and Blue Mesh Seat	925.00
(Seat only)	975.00
Dillon	975.00

889, 867 and 818 Series



889-T11N6421R Black Vertical Mesh Seat and Back Chair with Height Adjustable Lumbar Support, Height Adjustable Padded Arms and Silver Angled Nylon Base

Overall Size: 29.25W x 25.25D x 39.5-43.75H
Seat: 21.5W x 19.5D **Back:** 19.25W x 22.75H **Seat Range:** 17.75-22
Arms to Floor: 26.75 **Carton Wt:** 52 **UPS:** Yes **COM:** N/A
Carton: 32L x 27W x 14H **Cube:** 7.0 **Options:** N/A
Features: 1, 4, 7, 8, 9, 15 **Control:** 2-to-1 Synchro Tilt
Notes:
Seat Slider



Fabric	List Price
Black Vertical Mesh Seat and Back	1050.00



889-E3T17C63C Black Vertical Mesh Back Chair with Height Adjustable Lumbar Support, Black Bonded Seat, Height Adjustable Padded Arms and Polished Aluminum Base

Overall Size: 28.75W x 25.25D x 39.5-43.75H
Seat: 21W x 18.75D x 3.75T **Back:** 19.25W x 22.25H **Seat Range:** 17.75-22
Arms to Floor: 32 **Carton Wt:** 55 **UPS:** Yes **COM:** N/A
Carton: 32L x 27W x 14H **Cube:** 7.0 **Options:** N/A
Features: 1, 4, 7, 8, 9, 15 **Control:** Deluxe 2-to-1 Synchro Tilt
Notes:
Seat Slider



Fabric	List Price
Black Vertical Mesh Back and Black Bonded Leather Seat	975.00

867 Series



867-B2P1N4/867-B3P1N4/867-B7P1N4 Breathable Mesh Back, 4" Thick Seat, Height Adjustable Lumbar Support, 3-Way PU Padded Cantilever Adjustable Flip Arms, & Black Nylon Base

Overall Size: 29W x 29D x 40.5-44.75H
Seat: 19.5W x 20D x 4T **Back:** 19W x 22H **Seat Range:** 19.5-23.75
Arms to Floor: 27.75 **Carton Wt:** 50 **UPS:** Yes **COM:** N/A
Carton: 31L x 26W x 14H **Cube:** 6.53 **Options:** CG50, SW392
Features: 1, 4, 7, 8, 9, 15 **Control:** 2-to-1 Synchro Tilt
Notes: Arm Pads Slide Side to Side, Forward, and Reverse. New Designer Fabric.
Seat Slider



Fabric/Frame	List Price
Mesh Back and Charcoal (-B2P1N4) Black (-B3P1N4) Blue (-B7P1N4) Fabric Seat	750.00



867-B26N64R/867-B36N64R/867-B76N64R Breathable Mesh Back, 4" Thick Seat, Height Adjustable Lumbar Support, 3-Way PU Padded Cantilever Adjustable Flip Arms, & Silver Nylon Base

Overall Size: 29.25W x 29.25D x 40.75-45H
Seat: 19.5W x 20D x 4T **Back:** 19W x 22H **Seat Range:** 19.75-24
Arms to Floor: 28 **Carton Wt:** 51 **UPS:** Yes **COM:** N/A
Carton: 31L x 26W x 14H **Cube:** 6.53 **Options:** CG50, SW392
Features: 1, 4, 7, 8, 9, 15 **Control:** 2-to-1 Synchro Tilt w/3-Position Lock
Notes: Arm Pads Slide Side to Side, Forward, and Reverse. New Designer Fabric.
Seat Slider



Fabric/Frame	List Price
Mesh Back and Charcoal (-B26N64R) Black (-B36N64R) Blue (-B76N64R) Fabric Seat	775.00



867-E36N64R Breathable Mesh Back, 4" Thick Bonded Leather Seat, Height Adjustable Lumbar Support, 3-Way PU Padded Cantilever Adjustable Flip Arms, & Silver Nylon Base

Overall Size: 29.25W x 29.25D x 40.75-45H
Seat: 19.5W x 20D x 4T **Back:** 19W x 22H **Seat Range:** 19.75-24
Arms to Floor: 28 **Carton Wt:** 51 **UPS:** Yes **COM:** N/A
Carton: 31L x 26W x 14H **Cube:** 6.53 **Options:** CG50, SW392
Features: 1, 4, 7, 8, 9, 15 **Control:** 2-to-1 Synchro Tilt w/3-Position Lock
Notes: Arm Pads Slide Side to Side, Forward, and Reverse.
Seat Slider



Fabric/Frame	List Price
Mesh Back and Black Bonded Leather Seat	775.00

818 Series



818-11G9C18P Breathable Mesh Back and Seat Executive Chair with Adjustable Arms and Lumbar, Seat Slider and Industrial Steel Finish Angled Base

Overall Size: 27.75W x 24D x 42.75-45H
Seat: 21.5W x 20D **Back:** 21.5W x 23.75H **Seat Range:** 18.5-20.75
Arms to Floor: 26 **Carton Wt:** 53 **UPS:** Yes **COM:** N/A
Carton: 32L x 26W x 14H **Cube:** 6.74 **Options:** HRX818, SW392
Features: 1, 3, 4, 7, 8, 9, 15 **Control:** Deluxe 2-to-1 w/Seat Slider
Notes:
 Patent # USD600477 S1
Seat Slider



Fabric	List Price
Black Breathable Mesh Seat and Back	1150.00
300 lbs.	



818-31G9C18P Breathable Mesh Back and Black Mesh Seat Executive Chair with Adjustable Arms and Lumbar, Seat Slider and Industrial Steel Finish Angled Base

Overall Size: 29.25W x 29.25D x 42-44.75H
Seat: 20W x 19D x 3.75T **Back:** 19.75W x 23.5H **Seat Range:** 18.5-21
Arms to Floor: 25.75 **Carton Wt:** 53 **UPS:** Yes **COM:** N/A
Carton: 32L x 26W x 14H **Cube:** 6.74 **Options:** HRX818, HRM818, SW392
Features: 1, 3, 4, 7, 8, 9, 15 **Control:** Deluxe 2-to-1 w/Seat Slider
Notes:
 Patent # USD600477 S1 **Seat Slider**

Fabric	List Price
Black Breathable Mesh Back and Black Mesh Seat	1000.00
300 lbs.	



818-41G9C18P Breathable Mesh Back and Black Leather Seat Executive Chair with Adjustable Arms and Lumbar, Seat Slider and Industrial Steel Finish Angled Base

Overall Size: 29.25W x 29.25D x 42-44.75H
Seat: 20W x 19D x 3.75T **Back:** 19.75W x 23.5H **Seat Range:** 18.5-21
Arms to Floor: 25.75 **Carton Wt:** 49 **UPS:** Yes **COM:** N/A
Carton: 32L x 26W x 14H **Cube:** 6.74 **Options:** HRX818, HRL818, SW392
Features: 1, 3, 4, 7, 8, 9, 15 **Control:** Deluxe 2-to-1 w/Seat Slider
Notes:
 Patent # USD600477 S1 **Seat Slider**

Fabric	List Price
Black Breathable Mesh Back and Black Top Grain Genuine Leather Seat	1150.00
300 lbs.	

818A Series



818A-11P9C1A8 Breathable Mesh Seat and Back Executive Chair with Adjustable Arms & Lumbar, Seat Slider and Polished Aluminum Finish Base

Overall Size: 29.25W x 25.25D x 42-44.75H
Seat: 21.5W x 19.5D **Back:** 20.25W x 23.5H **Seat Range:** 18.25-21
Arms to Floor: 25.5 **Carton Wt:** 57 **UPS:** Yes **COM:** N/A
Carton: 32L x 26W x 14H **Cube:** 6.74 **Options:** HRX818, SW392
Features: 1, 3, 4, 7, 8, 9, 15 **Control:** Deluxe 2-to-1 w/Seat Slider
Notes:
 Patent # USD600477 S1 **Seat Slider**

Fabric	List Price
Black Breathable Mesh Seat and Back	1250.00
300 lbs.	



818A-41P9C1A8 Breathable Mesh Back and Leather Seat Executive Chair with Adjustable Arms & Lumbar, Seat Slider and Polished Aluminum Finish Base

Overall Size: 29.25W x 26.25D x 42-44.5H
Seat: 21.75W x 19.25D x 4.25T **Back:** 20.25W x 23.25H **Seat Range:** 18.5-21.25
Arms to Floor: 25.75 **Carton Wt:** 49 **UPS:** Yes **COM:** N/A
Carton: 32L x 26W x 14H **Cube:** 6.74 **Options:** HRX818, SW392
Features: 1, 3, 4, 7, 8, 9, 15 **Control:** Deluxe 2-to-1 w/Seat Slider
Notes:
 Patent # USD600477 S1 **Seat Slider**

Fabric	List Price
Black Breathable Mesh Back and Black Top Grain Genuine Leather Seat	1250.00
300 lbs.	

Options



A15 Adjustable Arms

Carton Wt: 8 **Cube:** 0.88

Designed For: 13-37N20D, 13-37N30D, 13-7N20D, and 13-77N20D only

List Price: 100.00



HRM818 Mesh Headrest

Overall Size: 12.5W x 12.25H x 6.5D
Pad: 12.5W x 7H **Height Adjustment:** 2.5

Carton Wt: 7 **Cube:** 0.63

Designed For: 818 Series only

List Price: 120.00



A27WA Adjustable Arms

Carton Wt: 9 **Cube:** 0.96

Designed For: 15-37A720D only

Note: Height and Width Adjustable, Big & Tall Drafting Chair

List Price: 135.00



HRL818 Leather Headrest

Overall Size: 12.5W x 12.25H x 6.5D
Pad: 12.5W x 7H **Height Adjustment:** 2.5

Carton Wt: 7 **Cube:** 0.63

Designed For: 818 Series only

List Price: 145.00

Options



HRM003 Headrest
 Overall Size: 15.25W x 8D x 13.5H
 Pad: 15.25W x 8.75H **Height Adjustment: 4**
Carton Wt: 5 Cube: 0.83
Designed For: 5540 only
List Price: 120.00



HRX818 Breathable Mesh Headrest
 Overall Size: 12.5W x 12.25H x 6.5D
 Pad: 12.5W x 6H **Height Adjustment: 2.5**
Carton Wt: 7 Cube: 0.62
Designed For: 818 Series only
List Price: 135.00



CG50 Floor Glides (set of 5)
Carton Wt: 2 Cube: 0.2
Designed For: Most Work Smart Chairs & Space Drafting Chairs - See Individual Chair Options
List Price: 35.00 (set of 5)



EHRL006 Bonded Leather Headrest
 Overall Size: 15W x 9H x 6.5D
 Pad: 15W x 9H **Height Adjustment: 3**
Carton Wt: 4 Cube: 0.63
Designed For: 327-E36C61F6 & 327-66C61F6 and 36806
List Price: 140.00



SW392 Soft Wheel Caster (set of 5)
Carton Wt: 2 Cube: 0.2
Designed For: Angled Base Chairs See Individual Chair Options
List Price: 45.00 (set of 5)



SW70 Soft Wheel Caster (set of 5)
Carton Wt: 2 Cube: 0.2
Designed For: Most Work Smart Chairs & Space Chairs - See Individual Chair Options
List Price: 42.00 (set of 5)



5500D Dillon Antimicrobial



-R100
Dillon Lipstick



-R103
Dillon Stratus



5500D

-R105
Dillon Blue




-R107
Dillon Black


Air Grid®



DuraFlex with Flow Thru Technology®




DuraGrid®



R2 SpaceGrid™



Breathable Mesh





VeraFlex®



Color Mesh



SpaceFlex® Backs





0 = T fixed arms



3 = 2-way adjustable arms: height and width



4 = 4-way adjustable arms: height, width, forward, reverse & lateral arm pad



5 = height adjustable arms



5R = platinum coated, height adjustable arms



7 = height adjustable arms



C8/8 = platinum coated, cantilever fixed arms



WA = 2-way adjustable arms: height and width



A8 = chrome accent, height adjustable arms



8P = black finish, height adjustable



C3 = polished aluminum, cantilever fixed arms



WP = height adjustable PP arms



P3 = black finish, cantilever fixed arms



A27WA = 2-way adjustable arms: height and width (15 draft chair only)



R5 = platinum coated, padded flip arms



WV = padded height adjustable arms (819-vinyl)



F2 = height adjustable flip arms



F3 = 4-way adjustable flip arms: height, width, forward, reverse & lateral arm pad



F6 = platinum coated, 4-way adjustable flip arms: height, width, forward, reverse & lateral arm pad



F7 = 4-way industrial steel adjustable flip arms: height, width, forward, reverse & lateral arm pad



06 = height adjustable arms



F2W = height adjustable flip arms



A15 = height adjustable arms

New 4-Way Adjustable Arms

213-E37P91F3
32-E3371F3

32-E3371F3HL
327-E36C61F6

327-E36C61F6HL
327-66C61F6

327-66C61F6HL
317-ME3R2C7KF7

317-ME36C61F6
317-66C61F6



Flip back



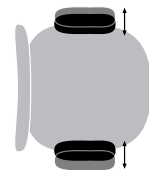
Height adjustable



Arm pad forward



Arm pad backward





Arm pad side

LOUNGE



Shown:
PAC52 and PAC53
Arms, seat and back
beautifully wrapped in
Navy (-M19) fabric.
See page 150..



Shown:
ATL52 in -R101 Dillon Snow
ATL51 in -R107 Dillon Black
(see page 151)



Choose OSP® Furniture to enhance any office environment with high-quality furnishings. With casegoods, conference and training tables, lounge and executive seating products, you'll find that OSP® Furniture excels in quality and attention to detail; offering enduring beauty for your office.

A grade fabric

Dillon (Antimicrobial PVC Free Polyurethane)

Custom Upholstery Options




-R100 | Lipstick




-R101 | Snow



-R102 | Java



-R103 | Stratus



-R104 | Buff



-R105 | Blue




-R106 | Sage



-R107 | Black



-R111 | Graphite



-R112 | Steel

*PAC Collection recommended fabric option

PAC Collection beautifully wrapped in Grade A Dillon -R105 Blue (Antimicrobial)



Shown in: Dillon Blue -R105

NJ PAC51 Custom Fabric Pacific Arm Chair with Chrome Finish Legs

Overall Size: 32W x 30.5D x 29.5H

Seat: 23W x 22D x 5T

Back: 23W x 12.25H x 4.75T **Seat Height:** 17.75

Carton Wt: 49 **UPS:** OS **COM:** 6 yds.

Carton: 30L x 29W x 24H **Cube:** 12.08

Notes: UPSable, Oversized Package. NJ In-Stock: -V18 Black, -V34

Espresso, -U42 Charcoal Grey; Dillon -R101 Snow, -R105 Blue, -R107 Black

For stock fabrics, please see pages 150 and 151.

Fabric	List Price
Chrome Finish	
Custom Fabric	
Dillon	775.00
A	775.00
B	900.00
C	1050.00
R	1250.00



Shown in: Dillon Blue -R105

NJ PAC52 Custom Fabric Pacific Loveseat with Chrome Finish Legs

Overall Size: 51.5W x 30.5D x 29.5H

Seat: 42W x 22D x 5T

Back: 42W x 12.25H x 4.75T **Seat Height:** 17.75

Carton Wt: 67 **LTL:** Yes **COM:** 10 yds.

Carton: 43L x 30W x 22H **Cube:** 16.42

Notes: UPSable, Oversized Package. NJ In-Stock: -V18 Black, -V34

Espresso, -U42 Charcoal Grey; Dillon -R101 Snow, -R105 Blue, -R107 Black

For stock fabrics, please see pages 150 and 151.

Fabric	List Price
Chrome Finish	
Custom Fabric	
Dillon	1050.00
A	1050.00
B	1295.00
C	1525.00
R	1925.00



Shown in: Dillon Blue -R105

NJ PAC53 Custom Fabric Pacific Sofa with Chrome Finish Legs

Overall Size: 72.5W x 30.5D x 29.5H

Seat: 63.5W x 22D x 5T

Back: 63.5W x 12.25H x 4.75T **Seat Height:** 17.75

Carton Wt: 99 **LTL:** Yes **COM:** 14 yds.

Carton: 65L x 31W x 22H **Cube:** 25.65

Notes: Non-UPSable. NJ In-Stock: -V18 Black, -V34 Espresso, -U42 Charcoal

Grey; Dillon -R101 Snow, -R105 Blue, -R107 Black

For stock fabrics, please see pages 150 and 151.

Fabric	List Price
Chrome Finish	
Custom Fabric	
Dillon	1495.00
A	1495.00
B	1795.00
C	2195.00
R	2650.00



ATL Collection in -R107 Dillon Black



Shown in: Dillon Black -R107

NJ ATL51 Custom Fabric Atlantic Arm Chair with a Single UL Approved AC and USB 3.0 Charging Station, Chrome Finish Legs.

Overall Size: 32W x 30.5D x 29.5H
Seat: 23W x 22D x 5T
Back: 23W x 12.25H x 4.75T **Seat Height:** 17.75
Carton Wt: 53 **UPS:** OS **COM:** 6 yds.
Carton: 30L x 29W x 24H **Cube:** 12.08

Notes: UPSable, Oversized Package. **Single Power Unit.** UL Certified.
 NJ In-Stock: Dillon -R101 Snow, -R107 Black & -R105 Blue.

For stock fabrics, please see page 151.

Fabric	List Price
Chrome Finish	
Custom Fabric	
Dillon	875.000
A	875.00
B	1000.00
C	1150.00
R	1350.00



Shown in: Dillon Black -R107

NJ ATL52 Custom Fabric Atlantic Loveseat with Dual UL Approved AC and USB 3.0 Charging Station, Chrome Finish Legs.

Overall Size: 51.5W x 30.5D x 29.5H
Seat: 42W x 22D x 5T
Back: 42W x 12.25H x 4.75T **Seat Height:** 17.75
Carton Wt: 72 **UPS:** OS **COM:** 10 yds.
Carton: 43L x 30W x 22H **Cube:** 16.42

Notes: UPSable, Oversized Package. **Dual Power Unit.** UL Certified.
 NJ In-Stock: Dillon -R101 Snow, -R107 Black & -R105 Blue.

For stock fabrics, please see page 151.

Fabric	List Price
Chrome Finish	
Custom Fabric	
Dillon	1200.00
A	1200.00
B	1450.00
C	1795.00
R	2195.00



Shown in: Dillon Black -R107

NJ ATL53 Custom Fabric Atlantic Sofa with Dual UL Approved AC and USB 3.0 Charging Station, Chrome Finish Legs

Overall Size: 72.5W x 30.5D x 29.5H
Seat: 63.5W x 22D x 5T
Back: 63.5W x 12.25H x 4.75T **Seat Height:** 17.75
Carton Wt: 100 **LTL:** Yes **COM:** 14 yds.
Carton: 64L x 31W x 22H **Cube:** 25.25

Notes: Non-UPSable. **Dual Power Unit.** UL Certified.
 NJ In-Stock: Dillon -R101 Snow, -R107 Black & -R105 Blue.

For stock fabrics, please see page 151.

Fabric	List Price
Chrome Finish	
Custom Fabric	
Dillon	1725.00
A	1725.00
B	2025.00
C	2425.00
R	2875.00

NJ, KY or TX In Stock



-R103 (arms) and -K101 (seat/back)

MST51 Custom Fabric Main Street Chair with Espresso Finish Wood Accents

Overall Size: 29.5W x 30.5D x 33.25H **Seat:** 23.75W x 21.75D x 12T

Back: 24W x 16.75H x 6.5T **Seat Height:** 18 **Arms to Floor:** 26.25

COM: Total: 5 yds **Seat & Back Only:** 3 yds **Arms Only:** 1.75 yds

Carton Wt: 54 **UPS:** Yes **Carton:** 29L x 24W x 24H **Cube:** 9.66

Options: N/A **Features:** N/A **Control:** N/A

Notes: Rated for 275 lbs. of distributed weight

For stock fabrics, please see page 154.

Fabric	List Price
Espresso Finish with 2-Tone Custom Grade B Fabric Options	1375.00
A	1195.00
B	1375.00
C	1550.00
R	1750.00



-R103 (arms) and -K100 (seat/back)

MST52 Custom Fabric Main Street Loveseat with Espresso Finish Wood Accents

Overall Size: 49.25W x 30.5D x 33.25H **Seat:** 43.5W x 21.75D x 12T

Back: 43.5W x 16.75H x 6.5T **Seat Height:** 18 **Arms to Floor:** 26.25

COM: Total: 6 yds **Seat & Back Only:** 4 yds **Arms Only:** 1.75 yds

Carton Wt: 86 **UPS:** OS **Carton:** 46L x 29W x 22H **Cube:** 16.98

Options: N/A **Features:** N/A **Control:** N/A

Notes: Rated for 529 lbs. of distributed weight

For stock fabrics, please see page 154.

Fabric	List Price
Espresso Finish with 2-Tone Custom Grade B Fabric Options	2000.00
A	1795.00
B	2000.00
C	2250.00
R	2600.00



-R103 (arms) and -K100 (seat/back)

MST53 Custom Fabric Main Street Sofa with Espresso Finish Wood Accents

Overall Size: 75W x 30.5D x 33.25H **Seat:** 69.25W x 21.75D x 12T

Back: 69.5W x 16.75H x 6.5T **Seat Height:** 18 **Arms to Floor:** 26.25

COM: Total: 7.5 yds **Seat & Back Only:** 5.25 yds **Arms Only:** 1.75 yds

Carton Wt: 111 **LTL:** Yes **Carton:** 69L x 29W x 22H **Cube:** 25.47

Options: N/A **Features:** N/A **Control:** N/A

Notes: Rated for 650 lbs. of distributed weight

For stock fabrics, please see page 154.

Fabric	List Price
Espresso Finish with 2-Tone Custom Grade B Fabric Options	3100.00
A	2775.00
B	3100.00
C	3500.00
R	3950.00

B grade fabric Dillon/Fine Tune & City Park **2-Tone Custom Upholstery Options**

-R103 | Stratus -K100 | Luna
 -R107 | Black -K101 | Onyx
 -R102 | Java -K104 | Cocoa
 -R104 | Buff -K106 | Birch
 -K107 | Domino
 -K108 | Steely
 -K110 | Walnut

*MST51, MST52 and MST53 recommended fabric options. Not applicable on MST55.



Main Street Collection beautifully wrapped in Grade A Dillon -R103 Stratus with seat and back covered in Grade B Fine Tune -K102 Ash fabric





Shown in: Icon Black -231

SF8471 Custom Fabric Club Chair with Cherry Finish Legs.
Shipped Assembled with Legs Unmounted
Overall Size: 31.5W x 34.25D x 30H
Seat: 21.25W x 20.5D x 14.25T
Back: 21.25W x 14.25H x 9T **Seat Height:** 17.25
Carton Wt: 62 **LTL:** Yes **COM:** 6 yds
Carton: 34L x 32W x 30H **Cube:** 18.88
Notes: Rated for 300 lbs. of distributed weight
ANSI/BIFMA Tested



Fabric	List Price
Cherry Finish	
Custom Fabric	
A	1195.00
B	1350.00
C	1475.00
R	1675.00



Shown in: Icon Black -231

SF8472 Custom Fabric Loveseat with Cherry Finish Legs.
Shipped Assembled with Legs Unmounted
Overall Size: 57.75W x 34.25D x 30H
Seat: 47.5W x 20.5D x 14.25T
Back: 47.5W x 14.25H x 9T **Seat Height:** 17.25
Carton Wt: 84 **LTL:** Yes **COM:** 9 yds
Carton: 59L x 34W x 30H **Cube:** 34.82
Notes: Rated for 500 lbs. of distributed weight
ANSI/BIFMA Tested



Fabric	List Price
Cherry Finish	
Custom Fabric	
A	1995.00
B	2125.00
C	2295.00
R	2650.00



Shown in: Icon Black -231

SF8473 Custom Fabric Sofa with Cherry Finish Legs.
Shipped Assembled with Legs Unmounted
Overall Size: 77W x 34.25D x 30H
Seat: 67.5W x 20.5D x 14.25T
Back: 67.5W x 14.25H x 9T **Seat Height:** 17.25
Carton Wt: 111 **LTL:** Yes **COM:** 12 yds
Carton: 78L x 34W x 30H **Cube:** 46.04
Notes: Rated for 675 lbs. of distributed weight
ANSI/BIFMA Tested



Fabric	List Price
Cherry Finish	
Custom Fabric	
A	2595.00
B	2750.00
C	3050.00
R	3375.00



NJ SL4411R Mid-Century Club Chair with Coffee Finish Solid Wood Legs.
Shipped Assembled with Legs Unmounted. **NEW REVISED DIMENSIONS.**
Overall Size: 27W x 28.25D x 33.25H
Seat: 20.25W x 19.5D x 6T
Back: 20W x 15.5H x 4T **Seat Height:** 18.5
Carton Wt: 47 **UPS:** Yes **COM:** N/A
Carton: 29L x 27W x 23H **Cube:** 10.42
Notes: Rated for 275 lbs. of distributed weight. Assembly required.
 NJ In-Stock: -MC4 Charcoal, -MC3 Navy.



Fabric	List Price
Coffee Finish	
-MC3 Navy	850.00
-MC4 Charcoal	



NJ SL4422R Mid-Century Loveseat with Coffee Finish Solid Wood Legs.
Shipped Assembled with Legs Unmounted. **NEW REVISED DIMENSIONS.**
Overall Size: 44W x 28.25D x 33.25H
Seat: 37.25W x 19.5D x 6T
Back: 37.25W x 15.5H x 4T **Seat Height:** 18.5
Carton Wt: 65 **LTL:** Yes **COM:** N/A
Carton: 45L x 29W x 24H **Cube:** 18.12
Notes: Rated for 500 lbs. of distributed weight. Assembly required.
 NJ In-Stock: -MC4 Charcoal, -MC3 Navy.



Fabric	List Price
Coffee Finish	
-MC3 Navy	1300.00
-MC4 Charcoal	



NJ SL4433R Mid-Century Sofa with Coffee Finish Solid Wood Legs.
Shipped Assembled with Legs Unmounted. **NEW REVISED DIMENSIONS.**
Overall Size: 64.5W x 28.25D x 33.25H
Seat: 57.5W x 19.5D x 6T
Back: 57.5W x 15.5H x 4T **Seat Height:** 18.5
Carton Wt: 86 **LTL:** Yes **COM:** N/A
Carton: 65L x 29W x 24H **Cube:** 26.18
Notes: Rated for 700 lbs. of distributed weight. Assembly required.
 NJ In-Stock: -MC4 Charcoal, -MC3 Navy.



Fabric	List Price
Coffee Finish	
-MC3 Navy	1600.00
-MC4 Charcoal	



SL4400 series shown in Navy (-MC3) above, and Charcoal (-MC4) right.



NJ **SL2271** Bonded Leather **BREEZE** Club Chair with Cherry Finish Legs.
Shipped Semi K/D

Overall Size: 32W x 29.5D x 30.5H
Seat: 20.5W x 20D
Back: 21.5W x 17H **Seat Height:** 17
Carton Wt: 58 **LTL:** Yes **COM:** N/A
Carton: 35L x 30W x 21H **Cube:** 12.76
Notes: Rated for 300 lbs. of distributed weight

Fabric	List Price
Cherry Finish with EC3 Black EC6 Wine or EC9 Mocha Bonded Leather	925.00



NJ **SL2272** Bonded Leather **BREEZE** Loveseat with Cherry Finish Legs.
Shipped Semi K/D

Overall Size: 52.5W x 29.5D x 30.5H
Seat: 40.5W x 20D
Back: 41W x 17H **Seat Height:** 17.75
Carton Wt: 80 **LTL:** Yes **COM:** N/A
Carton: 54L x 30W x 21H **Cube:** 19.68
Notes: Rated for 500 lbs. of distributed weight

Fabric	List Price
Cherry Finish with EC3 Black EC6 Wine or EC9 Mocha Bonded Leather	1375.00



NJ **SL2273** Bonded Leather **BREEZE** Sofa with Cherry Finish Legs.
Shipped Semi K/D

Overall Size: 72W x 28.5D x 32H
Seat: 60W x 20D
Back: 60.5W x 17H **Seat Height:** 17.75
Carton Wt: 105 **LTL:** Yes **COM:** N/A
Carton: 74L x 30W x 21H **Cube:** 26.97
Notes: Rated for 675 lbs. of distributed weight

Fabric	List Price
Cherry Finish with EC3 Black EC6 Wine or EC9 Mocha Bonded Leather	1825.00



NJ TX **SL2811** Espresso or Black Bonded Leather Club Chair with Espresso Finish
Legs. Shipped K/D
Overall Size: 33W x 29.25D x 34.75H
Seat: 23.25W x 19.5D x 6.5T
Back: 23.25W x 16H x 6T **Seat Height:** 18
Carton Wt: 52 **UPS:** OS **COM:** N/A
Carton: 34L x 30W x 21H **Cube:** 12.39
Notes: Rated for 300 lbs. of distributed weight
TX In-Stock: -EC3 Black

Fabric	List Price
Espresso Finish with EC1 Espresso or EC3 Black Bonded Leather	850.00



NJ TX **SL2812** Espresso or Black Bonded Leather Loveseat with Espresso Finish
Legs. Shipped K/D
Overall Size: 56.5W x 31.25D x 33H
Seat: 46.75W x 19.5D
Back: 46.75W x 16H **Seat Height:** 18
Carton Wt: 68 **LTL:** Yes **COM:** N/A
Carton: 57L x 31W x 21H **Cube:** 21.47
Notes: Rated for 500 lbs. of distributed weight
TX In-Stock: -EC3 Black

Fabric	List Price
Espresso Finish with EC1 Espresso or EC3 Black Bonded Leather	1250.00



NJ TX **SL2813** Espresso or Black Bonded Leather Sofa with Espresso Finish Legs.
Shipped K/D
Overall Size: 72W x 31.25D x 33H
Seat: 62.25W x 19.5D
Back: 62.25W x 16H **Seat Height:** 18
Carton Wt: 95 **LTL:** Yes **COM:** N/A
Carton: 64L x 33W x 25H **Cube:** 30.55
Notes: Rated for 675 lbs. of distributed weight
TX In-Stock: -EC3 Black

Fabric	List Price
Espresso Finish with EC1 Espresso or EC3 Black Bonded Leather	1625.00



NJ **SL2911S-U6** Black Faux Leather Club Chair with Silver Finish Legs
Shipped Assembled
Overall Size: 31.25W x 29.25D x 32H
Seat: 12.25W x 20.5D
Back: 30W x 13.75H **Seat Height:** 18.25
Carton Wt: 54 **UPS:** OS **COM:** N/A
Carton: 32L x 33W x 30H **Cube:** 18.3
Notes: Rated for 300 lbs. of distributed weight.
UPSable, Oversized Package.

Fabric	List Price
-U6 Black Faux Leather	995.00



NJ **SL2912S-U6** Black Faux Leather Loveseat with Silver Finish Legs
Shipped Assembled
Overall Size: 51.5W x 29.25D x 32H
Seat: 41.5W x 20.5D
Back: 50W x 13.75H **Seat Height:** 18.25
Carton Wt: 74 **LTL:** Yes **COM:** N/A
Carton: 53L x 33W x 30H **Cube:** 30.36
Notes: Rated for 500 lbs. of distributed weight.

Fabric	List Price
-U6 Black Faux Leather	1425.00



NJ **SL2913S-U6** Black Faux Leather Sofa with Silver Finish Legs
Shipped Assembled
Overall Size: 69.25W x 29D x 33.25H
Seat: 60.5W x 20.5D
Back: 70W x 13.75H **Seat Height:** 18.25
Carton Wt: 92 **LTL:** Yes **COM:** N/A
Carton: 71L x 33W x 30H **Cube:** 40.67
Notes: Rated for 675 lbs. of distributed weight.

Fabric	List Price
-U6 Black Faux Leather	1795.00



**SL505 Series in
R107 Dillon Black (Left)
R105 Dillon Blue (Top)**



NJ SL50551 Club Chair in Dillon Black or Blue Fabric with Chrome Legs.
Shipped Assembled with Legs Unmounted
Overall Size: 37W x 33.25D x 34.5H
Seat: 27W x 21.5D x 10.25T
Back: 28.25W x 17.5H x 5.75T **Seat Height:** 18.5
Carton Wt: 61 **UPS:** OS **COM:** N/A
Carton: 38L x 31W x 20H **Cube:** 13.63
Notes: Rated for 275 lbs. of distributed weight.
UPSable, Oversized Package.

Fabric	List Price
-R105 Dillon Blue -R107 Dillon Black	895.00



NJ SL50552 Loveseat in Dillon Black or Blue Fabric with Chrome Legs.
Shipped Assembled with Legs Unmounted
Overall Size: 59W x 33.75D x 35.75H
Seat: 49W x 21.5D x 10.75T
Back: 51W x 18H x 5.5T **Seat Height:** 18
Carton Wt: 80 **UPS:** OS **COM:** N/A
Carton: 61L x 31W x 20H **Cube:** 21.52
Notes: Rated for 500 lbs. of distributed weight.
UPSable, Oversized Package.

Fabric	List Price
-R105 Dillon Blue -R107 Dillon Black	1295.00



NJ SL8471 Black Leather Club Chair with Cherry Finish
Shipped Assembled with Legs Unmounted
Overall Size: 31.5W x 34.25D x 30H
Seat: 21.25W x 20.5D x 14.25T
Back: 21.25W x 14.25H x 9T **Seat Height:** 17.25
Carton Wt: 62 **LTL:** Yes **COM:** 6 yds
Carton: 34L x 32W x 30H **Cube:** 18.88
Notes: Rated for 300 lbs. of distributed weight
ANSI/BIFMA Tested

Fabric	List Price
Cherry Finish Black Leather	1195.00



NJ SL8472 Black Leather Loveseat with Cherry Finish
Shipped Assembled with Legs Unmounted
Overall Size: 57.75W x 34.25D x 30H
Seat: 47.5W x 20.5D x 14.25T
Back: 47.5W x 14.25H x 9T **Seat Height:** 17.25
Carton Wt: 84 **LTL:** Yes **COM:** 9 yds
Carton: 59L x 34W x 30H **Cube:** 34.82
Notes: Rated for 500 lbs. of distributed weight
ANSI/BIFMA Tested

Fabric	List Price
Cherry Finish Black Leather	1895.00



NJ SL8473 Black Leather Sofa with Cherry Finish
Shipped Assembled with Legs Unmounted
Overall Size: 77W x 34.25D x 30H
Seat: 67.5W x 20.5D x 14.25T
Back: 67.5W x 14.25H x 9T **Seat Height:** 17.25
Carton Wt: 111 **LTL:** Yes **COM:** 12 yds
Carton: 78L x 34W x 30H **Cube:** 46.04
Notes: Rated for 675 lbs. of distributed weight
ANSI/BIFMA Tested

Fabric	List Price
Cherry Finish Black Leather	2295.00



NJ **Sonoma Wood Back Guest Chair (2-Pack)**
SON-992-CHY Sonoma Cherry Finish
Overall Size: 23W x 23D x 32H
Seat: 20W x 18.5D **Back:** 18.5W x 15.5H **Seat Range:** 19 Fixed
Arms to Floor: 27 **Carton Wt:** 48 **LTL:** Yes **COM:** 1 yd per Chair
Carton: 42L x 33W x 26H **Cube:** 20.85 **Pack:** 2
Notes: Ships 2 per Carton, Frame Fully Assembled, Seat Cushions Unmounted

Fabric	List Price
	2-Pack
Black	1150.00
A	1240.00
B	1260.00
C	1290.00
R	1340.00



NJ **Sonoma Wood Back Guest Chair (4-Pack)**
SON-99-CHY Sonoma Cherry Finish
Overall Size: 23W x 23D x 32H
Seat: 20W x 18.5D **Back:** 18.5W x 15.5H **Seat Range:** 19 Fixed
Arms to Floor: 27 **Carton Wt:** 90 **LTL:** Yes **COM:** 1 yd per Chair
Carton: 44L x 34W x 26H **Cube:** 22.50 **Pack:** 4
Notes: Ships 4 per Carton, Frame Fully Assembled, Seat Cushions Unmounted

Fabric	List Price
	4-Pack
Black	2210.00
A	2380.00
B	2420.00
C	2480.00
R	2590.00



NJ **Sonoma Wood Back Guest Chair (2-Pack)**
SON-1292-CHY Sonoma Cherry Finish
Overall Size: 23W x 23D x 32H
Seat: 20W x 18.5D **Back:** 18.5W x 15.5H **Seat Range:** 19 Fixed
Arms to Floor: 27 **Carton Wt:** 50 **LTL:** Yes **COM:** 1.5 yd per Chair
Carton: 39L x 28W x 25H **Cube:** 15.79 **Pack:** 2
Notes: Ships 2 per Carton, Frame Fully Assembled, Seat Cushions Unmounted

Fabric	List Price
	2-Pack
Black	1220.00
A	1350.00
B	1380.00
C	1430.00
R	1510.00



NJ **Sonoma Wood Back Guest Chair (4-Pack)**
SON-129-CHY Sonoma Cherry Finish
Overall Size: 23W x 23D x 32H
Seat: 20W x 18.5D **Back:** 18.5W x 15.5H **Seat Range:** 19 Fixed
Arms to Floor: 27 **Carton Wt:** 95 **LTL:** Yes **COM:** 1.5 yd per Chair
Carton: 44L x 35W x 26H **Cube:** 23.17 **Pack:** 4
Notes: Ships 4 per Carton, Frame Fully Assembled, Seat Cushions Unmounted

Fabric	List Price
	4-Pack
Black	2350.00
A	2600.00
B	2670.00
C	2760.00
R	2920.00



NEW JERSEY ONLY
Kenwood Wood Back Guest Chair (4-Pack)
KEN-99-LCH Light Cherry Finish **KEN-99-MAH** Mahogany Finish
Overall Size: 23W x 23D x 32H
Seat: 20W x 18.5D **Back:** 18.5W x 15.5H **Seat Range:** 19 Fixed
Arms to Floor: 27 **Carton Wt:** 90 **LTL:** Yes **COM:** 1 yd per Chair
Carton: 44L x 34W x 26H **Cube:** 22.50 **Pack:** 4
Notes: Ships 4 per Carton, Frame Fully Assembled, Seat Cushions Unmounted

Fabric	List Price
Black	4-Pack 2210.00



NEW JERSEY ONLY
Kenwood Wood Back Guest Chair (2-Pack)
KEN-992-LCH Light Cherry Finish **KEN-992-MAH** Mahogany Finish
Overall Size: 23W x 23D x 32H
Seat: 20W x 18.5D **Back:** 18.5W x 15.5H **Seat Range:** 19 Fixed
Arms to Floor: 27 **Carton Wt:** 48 **LTL:** Yes **COM:** 1 yd per Chair
Carton: 42L x 33W x 26H **Cube:** 20.85 **Pack:** 2
Notes: Ships 2 per Carton, Frame Fully Assembled, Seat Cushions Unmounted

Fabric	List Price
Black	2-Pack 1150.00



NEW JERSEY ONLY
Kenwood Wood Back Guest Chair (4-Pack)
KEN-129-LCH Light Cherry Finish **KEN-129-MAH** Mahogany Finish
Overall Size: 23W x 23D x 32H
Seat: 20W x 18.5D **Back:** 18.5W x 15.5H **Seat Range:** 19 Fixed
Arms to Floor: 27 **Carton Wt:** 95 **LTL:** Yes **COM:** 1.5 yd per Chair
Carton: 44L x 35W x 26H **Cube:** 23.17 **Pack:** 4
Notes: Ships 4 per Carton, Frame Fully Assembled, Seat Cushions Unmounted

Fabric	List Price
Black	4-Pack 2350.00



NEW JERSEY ONLY
Kenwood Wood Back Guest Chair (2-Pack)
KEN-1292-LCH Light Cherry Finish **KEN-1292-MAH** Mahogany Finish
Overall Size: 23W x 23D x 32H
Seat: 20W x 18.5D **Back:** 18.5W x 15.5H **Seat Range:** 19 Fixed
Arms to Floor: 27 **Carton Wt:** 50 **LTL:** Yes **COM:** 1.5 yd per Chair
Carton: 39L x 28W x 25H **Cube:** 15.79 **Pack:** 2
Notes: Ships 2 per Carton, Frame Fully Assembled, Seat Cushions Unmounted

Fabric	List Price
Black	2-Pack 1220.00

Wood Guest Seating

NAP91ESP/SGW Napa Guest Chair with Wood Back (1 pack)

Overall Size: 22.75W x 22.75D x 31.5H
Seat: 21.5W x 18.75D x 3T **Back:** 20.5W x 12H x 1.25T **Seat Range:** 18.5 Fixed
Arms to Floor: 25.75 **Carton Wt:** 23 **UPS:** Yes **COM:** .75 yds
Carton: 32L x 25W x 8H **Cube:** 3.7 **Pack:** 1
Notes: Ships 1 per carton. Assembly Required.
Notes: KD Construction
 Napa Casegoods on Pages 67-77



NAP91



ESP - Espresso



SGW - Slate Grey



Fabric	List Price
-3 Black	460.00
A	500.00
B	550.00
C	600.00
R	700.00

NAP95ESP/MAH Napa Guest Chair with Upholstered Back (1 pack)

Overall Size: 22.5W x 22D x 31H
Seat: 22W x 18.5D x 3T **Back:** 20W x 8H x 2T **Seat Range:** 19 Fixed
Arms to Floor: 25.5 **Carton Wt:** 35 **UPS:** Yes **COM:** 1.0 yds
Carton: 33L x 24W x 12H **Cube:** 5.5 **Pack:** 1
Notes: Ships 1 per carton. Assembly Required.
Notes: KD Construction
 Napa Casegoods on Pages 67-77



NAP95



ESP - Espresso



MAH - Mahogany



Fabric	List Price
-EC3 Black Bonded Leather	525.00
A	575.00
B	630.00
C	695.00
R	795.00

NAP97CHY/ESP/MAH/SGW/URB Napa Guest Chair with Full Cushion Back (1 pack)

Overall Size: 23W x 23.75D x 32.75H
Seat: 21.25W x 18D x 3T **Back:** 19W x 14H x 1.5T **Seat Range:** 19 Fixed
Arms to Floor: 27.25 **Carton Wt:** 25 **UPS:** Yes **COM:** 1.5 yds.
Carton: 35L x 23W x 9H **Cube:** 4.19 **Pack:** 1
Notes: Ships 1 per carton. Assembly Required.
Notes: KD Construction
 Napa Casegoods on Pages 67-77



NAP97



CHY - Cherry



ESP - Espresso



MAH - Mahogany



Fabric	List Price
-EC3 Black Bonded Leather	550.00
A	600.00
B	660.00
C	725.00
R	825.00



FINISH KEY



NJ, KY or TX In Stock

Systems IN STOCK

Full-featured,
contract-quality
systems furniture
backed by a limited
lifetime warranty.

- Recyclable metal materials
- Powdercoat finishes
- Re-usable metal-to-metal connections
- Glass panels with real glass
- Strong core construction
- Meets ANSI/BIFMA
- UL approved, including electrical and fabric
- 100% polyester UL-recognized (UR) fabric
- Installer-friendly, rod-and-block assembly
- IN STOCK






Systems IN STOCK electrical is designed specifically for the system and is both UL Listed and CSA Certified. It is an 8-wire, 4-circuit system with 3 open, 1 dedicated circuit to support any power/data requirements. Power can run through panels and connectors. Ceiling and base feeds are available. The flush-design, black raceways feature steel bases, scratch-resistant resin covers and adjustable glides.

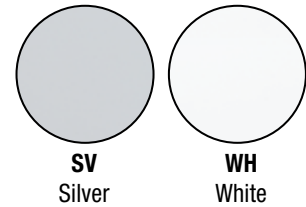
Worksurfaces



Fabric



Finishes



Telemarketing Station
2-Pack 8' x 2.5'
 Silver finish & Espresso
 worksurfaces
 67"H Panels with Locking
 Overheads
 LED Lighting
 Mobile Pedestals




A. Panels - Fabric

67H x 24W	53H x 24W	39H x 24W
67H x 30W	53H x 30W	39H x 30W
67H x 36W	53H x 36W	39H x 36W
67H x 42W	53H x 42W	39H x 42W
67H x 48W	53H x 48W	39H x 48W

** White panels available with Black or White raceways

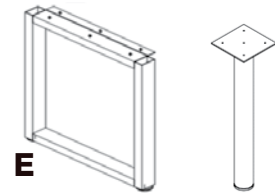
** Raceway covers, end caps and draw rods specified separately

** Non-powered and powered panels available



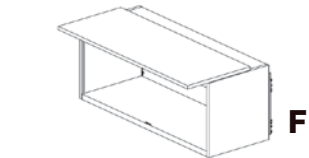
B. Panels - Fabric + Glass

53H x 24W	53H x 42W
53H x 30W	53H x 48W
53H x 36W	



C. Connectors - 67, 53 & 39 Heights

2-way 3-Way 4-Way



D. Worksurfaces

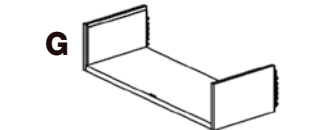
72W x 24D	72W x 30D
66W x 24D	60W x 30D
60W x 24D	48W x 30D
48W x 24D	
42W x 24D	36W x 36D Corner
36W x 24D	42W x 42D Corner
30W x 24D	
24W x 24D	

Transaction Counters

72W x 14D
60W x 14D

Transaction Counter Brackets

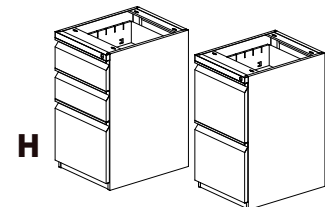
- End Bracket
- Middle Bracket
- Panel/Connector Bracket



E. Worksurface Support Legs

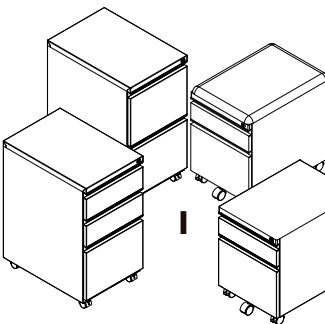
24\"/>

A full selection of panel-hung, worksurface supporting Hardware is available



F. Metal Overhead Storage with Flipper Door

24\", 30\", 36\", 42\" & 48\" widths



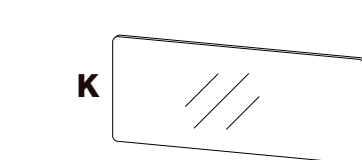
G. Metal Hanging Shelf

24\", 30\", 36\", 42\" & 48\" widths



H. Worksurface Supporting Pedestals (Open Top)

Box/Box/File File/File



I. Mobile Pedestals (Closed Top)

Box/Box/File w/Casters File/File w/Casters Box/File w/Cushion+Casters Box/File w/Casters

J. Task Lighting

24\"/>

** Motion sensor for auto on/off...power savings

L. Fabric Tackboards 11.5\"/>

24\", 30\", 36\", 42\" & 48\" widths

K. Clear & Frosted Glass 14\"/>

Mount on Top of Panel

Clear Glass: 24\"/>

Frosted Glass: 24\"/>



M. Power Chargers

Undersurface Mount (left):

Includes: USB Type-C, USB Type-A & (3) A/C plugs

Clamp-Mount (right):

Includes: USB Type-C, USB Type-A & (3) A/C plugs

Fits 1/2\"/>

Systems IN STOCK



*Silver Finish
& White Worksurfaces*

Pricing shown is without electrical

Complete UL approved 8-wire, 4-circuit electrical system also in stock
Panels can be shipped non-powered or powered

SISTYP303-S1W
3-Pack 6x6x39H



*White Finish
& White Worksurfaces*

SISTYP602-W1W
6-Pack 5x5x53H



*Silver Finish
& White Worksurfaces*

SISTYP301-S1W
3-Pack 6x6x67H and 53H



White Finish, Black Raceways & Slate Grey Worksurfaces

SISTYP303GC-W1S
3-Pack 6x6x39H with Clear Glass



White Finish, White Raceways & Slate Grey Worksurfaces

SISTYP303G-WW1S
3-Pack 6x6x39H with Frosted Glass



Telemarketing Station 2-Pack
8' x 2.5'

Silver finish & Espresso worksurfaces
67" H Panels with Overheads
LED Lighting
Mobile Pedestals

ASCEND II Electric Base
see page 84

PHAT Pneumatic Base
see page 91-93


**Training Table
Flip-Top Base**
see page 94

Pace T-Arc Legs
see page 100


Rectangular Worksurfaces

		HB6026	n/a	2 qty PAC-LEGTARC + 2 qty PAC-SB6
PWS7230 ___ 72"x 30" \$625				
		HB6025	n/a	2 qty PAC-LEGTARC + 2 qty PAC-SB5
PWS6030 ___ 60"x 30" \$525				
		HB6024	n/a	2 qty PAC-LEGTARC + 2 qty PAC-SB4
PWS4830 ___ 48"x 30" \$430				
	A2EB322, A2EB333, A2EB222	HB6026	842FM6	2 qty PAC-LEGTARC + 1 qty PAC-SB6
PWS7224 ___ 72"x 24" \$495				
	A2EB322, A2EB333, A2EB222	HB6025	842FM5	2 qty PAC-LEGTARC + 1 qty PAC-SB5
PWS6624 ___ 66"x 24" \$465				
	A2EB322, A2EB333, A2EB222	HB6025	842FM5	2 qty PAC-LEGTARC + 1 qty PAC-SB5
PWS6024 ___ 60"x 24" \$425				
	A2EB322, A2EB333, A2EB222	HB6024	842FM4	2 qty PAC-LEGTARC + 1 qty PAC-SB4
PWS4824 ___ 48"x 24" \$345				
	A2EB333	n/a	842FMPZHR	2 qty PAC-LEGTARC
PWS4224 ___ 42"x 24" \$310				
	A2EB333	n/a	842FMPZHR	2 qty PAC-LEGTARC
PWS3624 ___ 36"x 24" \$280				
	A2EB333	n/a	842FMPZHR	2 qty PAC-LEGTARC
PWS3024 ___ 30"x 24" \$265				
	n/a	n/a	n/a	2 qty PAC-LEGTARC
PWS2424 ___ 24"x 24" \$420 ^{2-pack}				

Corner Worksurfaces & Transaction Counters

	A2EB333	n/a	n/a	n/a
PWS36CNR ___ 36"x 36" \$460				
	A2EB333	n/a	n/a	n/a
PWS42CNR ___ 42"x 42" \$570				
	n/a	n/a	n/a	n/a
PWS7214 ___ 72"x 14" \$300				
	n/a	n/a	n/a	n/a
PWS6014 ___ 60"x 14" \$285				

Systems IN STOCK Worksurfaces are not pre-drilled for attachment of any of the above bases. No hardware is included. Tops are 1" thick. Ganging hardware included on 842 Series Tops is not included on Systems worksurfaces (PWS models). Systems discount applies to all PWS models. Bases shown are Casegoods discount, except Systems Support Legs.



Pace Post Legs
see page 100

Black Metal Bases
see page 72

4 qty PAC-LEGPOST + 2 qty PAC-SB6	2 qty NAP-33B (28.5"H) 2 qty NAP-32B (41"H)
4 qty PAC-LEGPOST + 2 qty PAC-SB5	2 qty NAP-33B (28.5"H) 2 qty NAP-32B (41"H)
4 qty PAC-LEGPOST + 2 qty PAC-SB4	n/a
4 qty PAC-LEGPOST + 1 qty PAC-SB6	n/a
4 qty PAC-LEGPOST + 1 qty PAC-SB5	n/a
4 qty PAC-LEGPOST + 1 qty PAC-SB5	n/a
4 qty PAC-LEGPOST + 1 qty PAC-SB4	n/a
4 qty PAC-LEGPOST	n/a
4 qty PAC-LEGPOST	n/a
4 qty PAC-LEGPOST	n/a
4 qty PAC-LEGPOST	n/a
n/a	n/a
n/a	n/a
4 qty PAC-LEGPOST + 1 qty PAC-SB6	n/a
4 qty PAC-LEGPOST + 1 qty PAC-SB5	n/a

Ascend II Electric Bases



PHAT Pneumatic Bases



Training Table Nesting/Flip-Top Bases



Pace T-Arc Legs



Pace Post Legs



Black Metal Base



Systems Support Legs




PH-SPEN24
3" diameter
Support Leg
\$180



PH-OLEG24
24"D O-Leg
\$365



Finishes




SV Silver



WHT White

grade 1 fabrics

many **MORE** fabrics available



15-06D Cascade Blue



15-17D Winter Birch Taupe



15-106D Dove Grey



19-31 Nature Meadows



19-71A Nature Valleys



19-85 Marseille



24-13 Donnery



24-18 Saran



YD-19-31 Meadows Drift

new


Systems

MADE-TO-ORDER

Need additional options?

Our East Coast team can fabricate your panels in an extensive selection of panel fabrics as part of the **Systems MADE-TO-ORDER** program. Choose from the complete Burch Fabrics offering. Below left are (9) most-popular fabrics available at Grade 1 pricing. In addition to (4) stock worksurfaces, we offer 30+ worksurfaces at standard pricing; additional lead time may apply. Extensive selection of panel widths, heights, add-ons and much more.

Worksurfaces



URB Urban Walnut



SGW Slate Grey



WHT White

choose from
30+ MORE
standard
worksurfaces




ESP Espresso

Finishes



MT Medium Tone



HF Innertone Light



BU Burnt Umber



CASEGOODS



**Tuxedo in
in Slate Grey**
See pages 60



TOWCHY-TYP119 in Cherry
See page 55



White Nesting Tables
See page 94



White Napa
See page 75



**White & Color
Combination
Tuxedo Tables**
See page 64



**A336072SVS
in Slate Grey/Silver Base**
See page 83

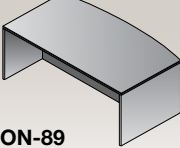
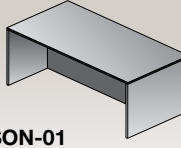
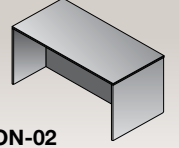
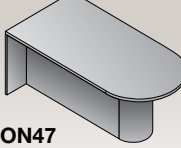
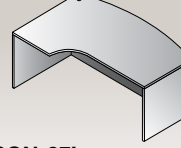
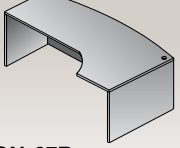
Our most extensive offering, Sonoma complements contemporary environments with soft radius edges, compound-curved corners and several curved components, such as P-Tops, half-cylinder table bases, round and racetrack tables. All conference tables feature 2" thick tops. Work surfaces and end panels are 1-1/8" thick. Edges and corners are solid hardwood carefully crafted to match select hardwood veneers, presented in Dark Cherry stain. Medium sheen finishes from multiple-step processes provide executive appearance and lasting durability.



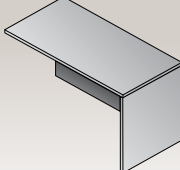
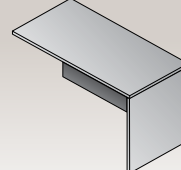
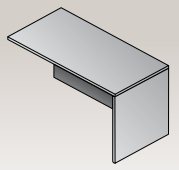
FINISH KEY

CHY
Dark Cherry

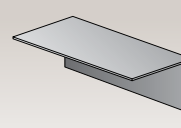
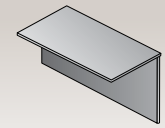
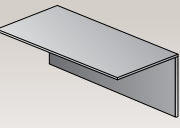
DESKS

 SON-89 Bow Desk Shell 72"x39"x29" CU:7.76 WT:194 List Price: \$2075	 SON-01 Desk Shell 72"x36"x29" CU:7.14 WT:180 List Price: \$1980	 SON-02 Desk Shell 66"x30"x29" CU:5.32 WT:139 List Price: \$1670	 SON47 Bullet 72"x36"x29" CU:10.3 WT:149.9 Consists of: SON-47T,41/47B List Price: \$800 <i>*Phase Out*</i>	 SON-87L Left Corner Bow Desk 72"x30"x48"x29" CU:9.34 WT:175 List Price: \$2325	 SON-87R Right Corner Bow Desk 72"x30"x48"x29" CU:9.34 WT:175 List Price: \$2325
--	--	--	---	---	--

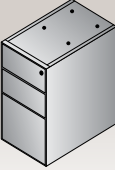
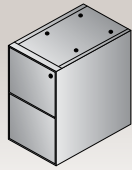
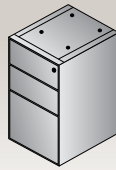
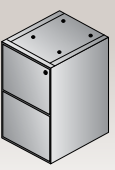
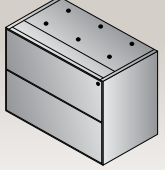
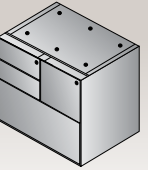
RETURNS

 SON-45 Return Shell 48"x24"x29" CU:3.74 WT:82 List Price: \$990	 SON-96 Return 42"x24"x29" CU:3.33 WT:75 List Price: \$880	 SON-92 Return Shell 36"x24"x29" CU:2.89 WT:79 List Price: \$790
--	--	--

BRIDGES

 SON-70 Bridge Shell 48"x24"x29" CU:2.87 WT:66 List Price: \$735	 SON-93 Bridge 36"x24"x29" CU:2.25 WT:46 List Price: \$630	 SON-98 Bridge 42"x24"x29" CU:2.57 WT:55 List Price: \$700
---	--	--

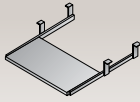
PEDESTALS

 SON-65 BBF Ped-Desk 15.5"x24"x27" CU:7.99 WT:73 List Price: \$975 <i>Ships Assembled</i>	 SON-74 FF Ped-Desk 15.5"x24"x27" CU:7.99 WT:69 List Price: \$975 <i>Ships Assembled</i>	 SON-66 BBF Ped-Credenza/ Return 15.5"x18"x27" CU:6.22 WT:60 List Price: \$800 <i>Ships Assembled</i>	 SON-75 FF Ped-Credenza/ Return 15.5"x18"x27" CU:6.22 WT:56 List Price: \$800 <i>Ships Assembled</i>	 SON-68 Lateral File Ped 35"x18"x27" CU:12.91 WT:95 List Price: \$1600 <i>Ships Assembled</i>	 SON-69 MultiFile Ped 32"x18"x27" CU:12.02 WT:94 List Price: \$1900 <i>Ships Assembled</i>
--	---	---	--	--	---

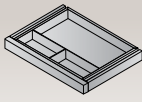
CREDENZAS

 SON-43 Credenza Shell 72"x20"x29" CU:5.38 WT:121 List Price: \$1385	 SON-11 Credenza Shell 66"x20"x29" CU:4.97 WT:116 List Price: \$1315	 SON-82L Left Corner Credenza 72"x36"x29" CU:7.14 WT:146 List Price: \$1880	 SON-82R Right Corner Credenza 72"x36"x29" CU:7.14 WT:146 List Price: \$1880	 SON-10 Storage Credenza 72"x20"x29" CU:29.86 WT:252 List Price: \$3345 <i>Ships Assembled</i>
--	--	---	---	---

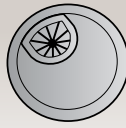
ACCESSORIES



SON-14
Keyboard
Tray
26"x12"
CU:0.62 WT:11.0
List Price: **\$150**



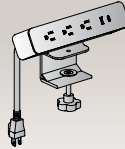
SON-15
Center
Drawer
20"x15"
CU:0.7 WT:8
List Price: **\$130**



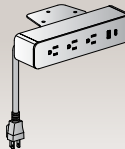
NAP-GM
Metallic
Grommets
(5-Pack)
2.5"x2.5"x1"
CU:0.02 WT:1
List Price: **\$110**



LK1-GC
Lock Core
with Keys
\$20 List
KC-GC
Change Key
\$10 List
KM-GC
Master Key
\$10 List

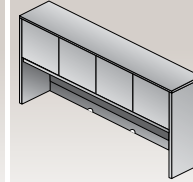


PM5311B Black
PM5311W White
Power Charger
Clamp-Mount
Includes: USB Type-C,
USB Type-A & (3) A/C plugs
Fits 1/2" - 1 1/2" surfaces
CU:0.22 WT:3
List Price: **\$275**




PM8311B Black
PM8311W White
Power Charger
Undersurface Mount
Includes: USB Type-C,
USB Type-A & (3) A/C plugs
CU:0.22 WT:3
List Price: **\$275**

HUTCH

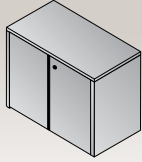


SON-44
Overhead Storage
72"x14"x42"
CU:8.18 WT:164
List Price: **\$2125**

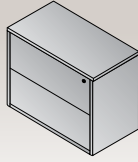


NAPT-3
Tackboard for NAP42/44
SON44, KEN42/44
65"x17.5"
Black Fabric
CU:1.12 WT:15
List Price: **\$210**
Tackboard
Custom Fabric
NAPT-_____
(Specify Fabric)
Grade A **\$270**
Grade B **\$305**
Grade C **\$340**
Grade R **\$375**

STORAGE & FILING



SON-13
Storage Cabinet
37"x20"x29"
CU:5.25 WT:111
List Price: **\$1645**



SON-12
Lateral File
37"x20"x29"
CU:15.71 WT:146
List Price: **\$1875**
Ships Assembled



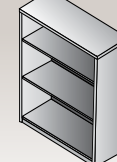
SON-109
Four-Drawer
Lateral File
37"x20"x56"
CU:29.74 WT:231
List Price: **\$3940**
Ships Assembled



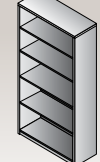
SON-52
Storage/File
37"x19"x70"
CU:38.07 WT:152
List Price: **\$4500**
Ships Assembled



SON-51
Wardrobe/Storage
37"x19"x70"
CU:10.92 WT:197
List Price: **\$3545**

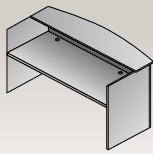


SON-55
Bookcase/Open Hutch
36"x14"x42"
CU:4.82 WT:105
List Price: **\$1200**

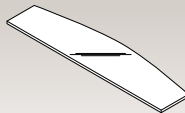


SON-56
5-Shelf Bookcase
36"x14"x70"
CU:7.5 WT:168
List Price: **\$1845**

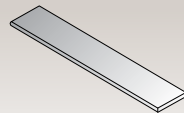
RECEPTION



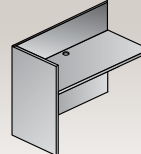
SON-122
Reception Desk
72"x30"x36"x43"
CU:9.99 WT:243
List Price: **\$2825**



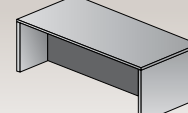
NAP-123
Glass Floating Top
Fits SON-122
71"x17.5"x0.5"
CU:1.92 WT:79
List Price: **\$515**



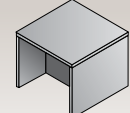
SON-124
Counter
(for return #125)
60"x12.5"
CU:1.46 WT:24
List Price: **\$410**



SON-125
Reception Return
42"x20"x42"
CU:4.08 WT:93
List Price: **\$1115**

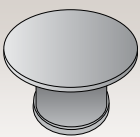


SON-19
Coffee Table
48"x24"x16"
CU:3.27 WT:64
List Price: **\$970**

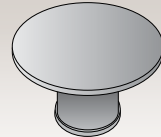


SON-20
End Table
24"x24"x20"
CU:2.19 WT:44
List Price: **\$670**

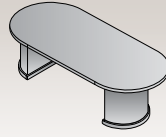
CONFERENCE



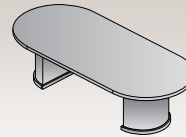
SON58
Round Table
42"Dia.x30"H
CU:13.3 WT:100.3
Consists of:
SON-58T,58B
List Price: **\$1560**



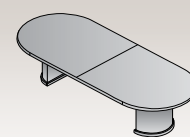
SON59
Round Table
48"Dia.x30"H
CU:17.8 WT:109.6
Consists of:
SON-59T,59/63B
List Price: **\$1855**



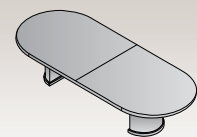
SON35
Conference Table
72"x36"x30"
CU:15.6 WT:210.1
Consists of:
SON-35T/S,35B
List Price: **\$2360**



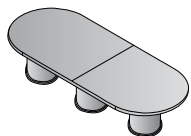
SON60
Conference Table
96"x42"x30"
CU:23.9 WT:205.5
Consists of:
SON-60T/S,60/61/62B
List Price: **\$2670**



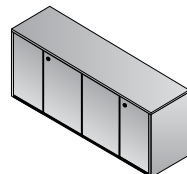
SON61
Conference Table
120"x48"x30"
CU:23.5 WT:275.6
Consists of:
SON-61T,61S,60/61/62B
List Price: **\$3760**



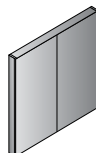
SON62
Conference Table
144"x48"x30"
CU:25.5 WT:310.9
Consists of:
SON-62T,62S,60/61/62B
List Price: **\$4575**



SON63
Conference Table
168"x48"x30"
CU:50.6 WT:394.8
Consists of:
SON-63T,59/63B (3 qty.)
List Price: **\$6050**



SON-50
4 Door Credenza
72"x20"x29"
CU:9.36 WT:202
List Price: **\$2565**



SON-100
Presentation Board
48"x48"x4"
CU:8.76 WT:110
List Price: **\$1880**
Ships Assembled



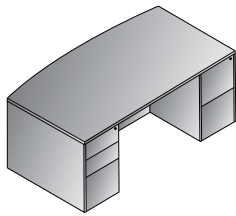
SON-109



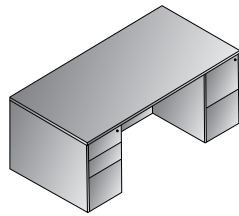
SON-51



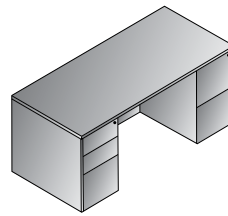
SON-52



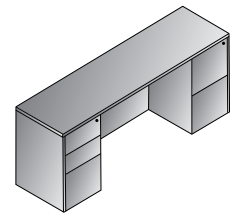
Bow Top Desk 72"x39"
SON-TYP1
22 cu. ft. 336.2 lbs.
Consists of: SON-89,65,74
\$4,025



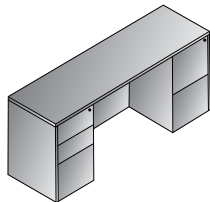
Double Pedestal Desk 72"x36"
SON-TYP2
21.4 cu. ft. 321.9 lbs.
Consists of: SON-01,65,74
\$3,930



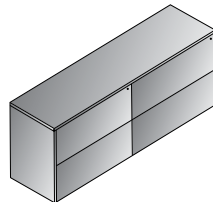
Double Pedestal Desk 66"x30"
SON-TYP3
19.8 cu. ft. 281.1 lbs.
Consists of: SON-02,65,74
\$3,620



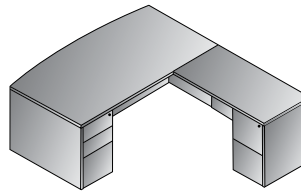
Kneespace Credenza 72"x20"
SON-TYP5
16.6 cu. ft. 233.7 lbs.
Consists of: SON-43,66,75
\$2,985



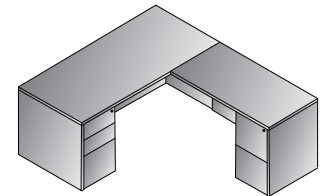
Kneespace Credenza 66x20
SON-TYP6
16.2 cu. ft. 218.2 lbs.
Consists of: SON-11,66,75
\$2,915



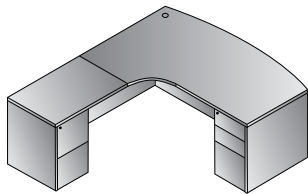
Double Lateral File Credenza 72"x20"
SON-TYP7
28.8 cu. ft. 310.9 lbs.
Consists of: SON-43,68,68
\$5,135



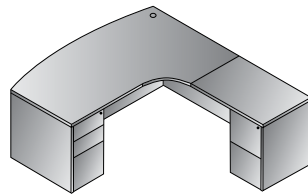
L Shape w/Bow Top Desk 72"x87"
SON-TYP8
24.2 cu. ft. 404.6 lbs.
Consists of: SON-89,65,45,75
\$4,840



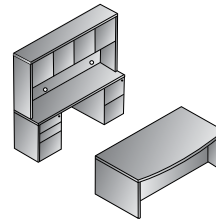
L Shape 66"x78"
SON-TYP9
22 cu. ft. 349.5 lbs.
Consists of: SON-02,65,45,75
\$4,435



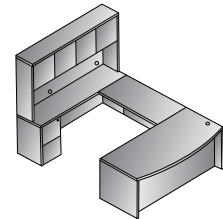
Left L Shape w/Curved Corner
72"x82"
SON-TYP10L
24.9 cu. ft. 383.7 lbs.
Consists of: SON-87L,65,92,75
\$4,890



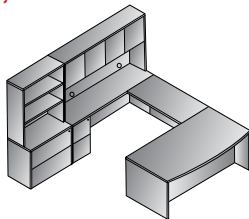
Right L Shape w/Curved Corner
72"x82"
SON-TYP10R
24.9 cu. ft. 383.7 lbs.
Consists of: SON-87R,65,92,75
\$4,890



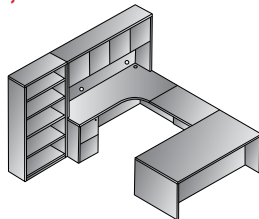
Executive Office
SON-TYP11
46.6 cu. ft. 734.1 lbs.
Consists of: SON-89,65,74,43, 66,75,44
\$9,135



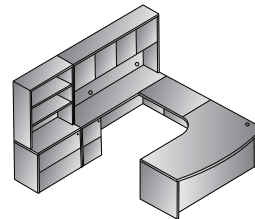
U Shape w/Hutch 72"x107"
SON-TYP12
36.9 cu. ft. 674.6 lbs.
Consists of: SON-89,65,70, 43,75,44
\$8,095



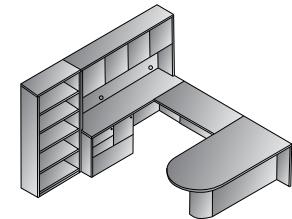
U w/Hutch + Storage 108"x107"
SON-TYP13
55.6 cu. ft. 924.8 lbs.
Consists of: SON-89,65,70, 43,75,44,12,55
\$11,235



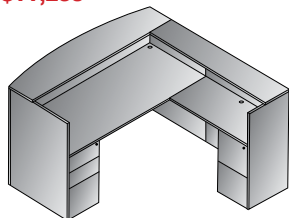
Left U Bookcase 108"x108"
SON-TYP14L
45.2 cu. ft. 832.3 lbs.
Consists of: SON-01,65,93,82R, 75,44,56
\$10,235



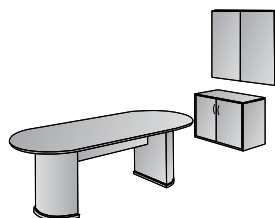
Left U w/Corner + Storage 108"x102"
SON-TYP15L
56.7 cu. ft. 886.3 lbs.
Consists of: SON-87L,65,93, 43,75,44,12,55
\$11,315



U w/Bullet + Bookcase 108"x104"
SON-TYP16
45.3 cu. ft. 761.9 lbs.
Consists of: SON-47,70,43, 69,44,56
SON47 consists of: SON-47T,41/47B
\$8,790



Reception Station 72"x72"x43"H
SON-TYP19
26.7 cu. ft. 487.9 lbs.
Consists of: SON-122,65,125, 75,124
\$6,125



Conference Group 3-Pcs.
SON-TYP20
34.8 cu. ft. 427.3 lbs.
Consists of: SON-60,13,100
SON60 consists of: SON-60T/S,60/61/62B
\$6,195



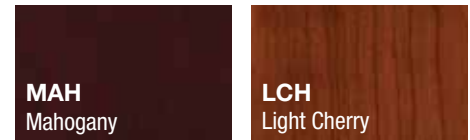
FINISH KEY

CHY
Dark Cherry

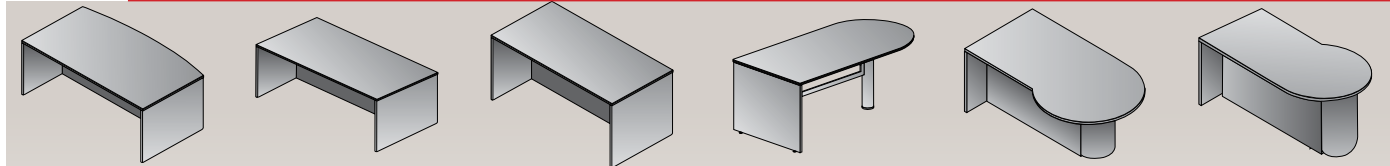


Kenwood features fluted hardwood edge design and select hardwood veneers. Each is book-matched and assembled in traditional fashion to develop the natural grain character. Complementing this careful craftsmanship are a warm Light Cherry and rich Mahogany finishes. Durable finishes feature subtle sheen created through multiple-step processes to achieve a unique level of sophistication. New glass modesty panels and glass door hutch add modern styling.

Finish Key



DESKS



KEN-89-xxx
Bow Desk Shell
72"x39"x29"
CU:7.41 WT:192
List Price: **\$2000**

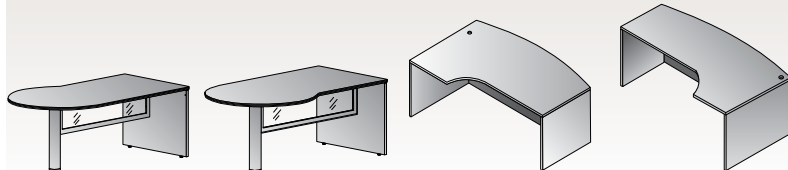
KEN-01-xxx
Desk Shell
71.75"x35.75"x28.25"
CU:6.5 WT:152
List Price: **\$1900**

KEN-02-xxx
Desk Shell
66"x30"x29"
CU:5.32 WT:137
List Price: **\$1600**

KENxxx-47GM
Bullet Desk w/Glass 1/2 Modesty Panel
72"x36"x29"
CU:8.31 WT:145
Consists of: KEN-47TGM,41/47PSLVR
List Price: **\$2040**

KENxxx-41L
Left P-Top
72"x36"/42"x29"
CU:10.55 WT:154
Consists of: KEN-41TL,41/47B
List Price: **\$950**
Phase Out
LCH Only

KENxxx-41R
Right P-Top
72"x36"/42"x29"
CU:10.55 WT:154
Consists of: KEN-41TR,41/47B
List Price: **\$950**
Phase Out
LCH Only



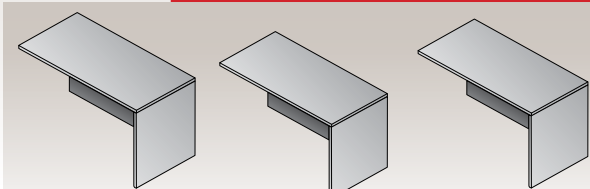
KENxxx-41LGM
Left P-Top w/Glass 1/2 Modesty Panel
72"x36"/42"x29"
CU:9.5 WT:138.9
Consists of: KEN-41TLGM,41/47P-SLVR
List Price: **\$995**
Phase Out

KENxxx-41RGM
Right P-Top w/Glass 1/2 Modesty Panel
72"x36"/42"x29"
CU:9.5 WT:138.9
Consists of: KEN-41TRGM,41/47P-SLVR
List Price: **\$995**
Phase Out

KEN-87L-xxx
Left Corner Bow Desk
72"x30"/48"x29"
CU:8.91 WT:170
List Price: **\$2240**

KEN-87R-xxx
Right Corner Bow Desk
72"x30"/48"x29"
CU:8.91 WT:170
List Price: **\$2240**

RETURNS

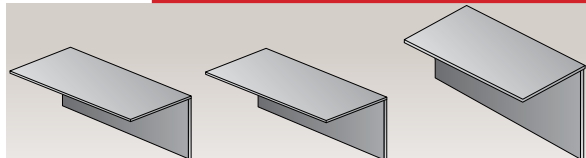


KEN-45-xxx
Return Shell
48"x24"x29"
CU:3.57 WT:79
List Price: **\$965**

KEN-96-xxx
Return
42"x24"x29"
CU:3.18 WT:73
List Price: **\$845**

KEN-92-xxx
Return Shell
36"x24"x29"
CU:2.76 WT:77
List Price: **\$770**

BRIDGES

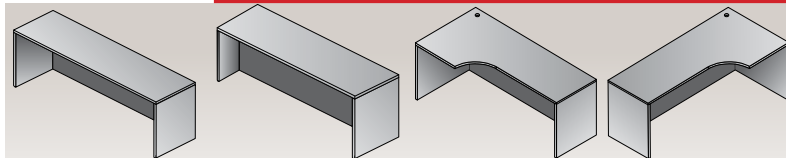


KEN-70-xxx
Bridge Shell
48"x24"x29"
CU:2.87 WT:66
List Price: **\$775**

KEN-98-xxx
Bridge
42"x24"x29"
CU:2.57 WT:55
List Price: **\$675**

KEN-93-xxx
Bridge
36"x24"x29"
CU:2.25 WT:46
List Price: **\$610**

CREDENZAS



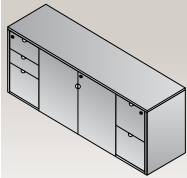
KEN-43-xxx
Credenza Shell
72"x20"x29"
CU:5.28 WT:119.0
List Price: **\$1335**

KEN-11-xxx
Credenza Shell
66"x20"x29"
CU:4.87 WT:104
List Price: **\$1270**

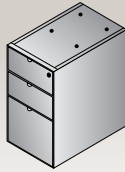
KEN-82L-xxx
Left Corner Credenza
72"x36"x29"
CU:6.81 WT:141
List Price: **\$800**
Phase Out

KEN-82R-xxx
Right Corner Credenza
72"x36"x29"
CU:6.81 WT:141
List Price: **\$800**
Phase Out

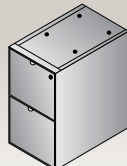
PEDESTALS



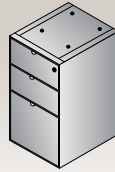
KEN-10-xxx
Storage Credenza
72"x20"x29"
CU:29.32 WT:251
List Price: \$3345
Ships Assembled



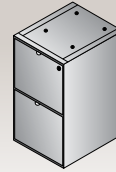
KEN-65-xxx
BBF Ped-Desk
24.25"x15.5"x27"
CU:7.99 WT:73
List Price: \$970
Ships Assembled



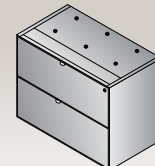
KEN-74-xxx
FF Ped-Desk
24.25"x15.5"x27"
CU:7.99 WT:69
List Price: \$970
Ships Assembled



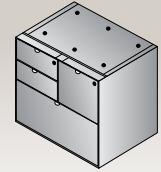
KEN-66-xxx
BBF Ped-Credenza/
Return
18.5"x15.5"x27"
CU:6.22 WT:60
List Price: \$800
Ships Assembled



KEN-75-xxx
FF Ped-Credenza/
Return
18.5"x15.5"x27"
CU:6.22 WT:56
List Price: \$800
Ships Assembled

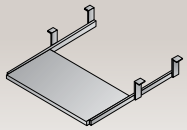


KEN-68-xxx
Lateral File Ped
35"x18"x27"
CU:13.05 WT:97
List Price: \$1700
Ships Assembled
MAH Only

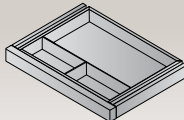


KEN-69-xxx
MultiFile Ped
32"x18"x27"
CU:11.22 WT:88
List Price: \$2015
Ships Assembled
MAH Only

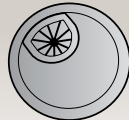
ACCESSORIES



KEN-14-xxx
Keyboard Tray
26"x12"
CU:0.62 WT:11
List Price: \$140



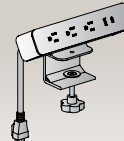
KEN-15-xxx
Center Drawer
15"x20"
CU:0.7 WT:8
List Price: \$120



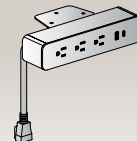
NAP-GM
Metallic Grommets
(5-Pack)
2.5"x2.5"x1"
CU:0.02 WT:11
List Price: \$110



LK1-GC
Lock Core with Keys
\$20 List
KC-GC Change Key
\$10 List
KM-GC Master Key
\$10 List

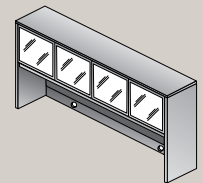


PM5311B Black
PM5311W White
Power Charger
Clamp-Mount
Includes: USB Type-C,
USB Type-A & (3) A/C plugs
Fits 1/2" - 1 1/2" surfaces
CU:0.22 WT:3
List Price: \$275

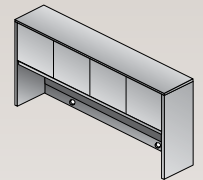


PM8311B Black
PM8311W White
Power Charger
Undersurface Mount
Includes: USB Type-C,
USB Type-A & (3) A/C plugs
CU:0.22 WT:3
List Price: \$275

HUTCHES

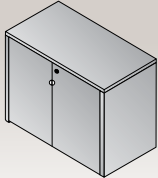


KENxxx-42
Overhead with Glass
Doors
72" x 14" x 42"
CU:8.8 WT:165.4
Consists of: KEN-
44H, 4DG
List Price: \$2045

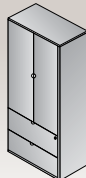


KENxxx-44
Overhead Storage
72"x14"x42"
CU:8.8 WT:165.4
Consists of: KEN-
44H, 4DW
List Price: \$2045

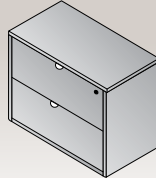
STORAGE & FILING



KEN-13-xxx
Storage Cabinet
37"x20"x29"
CU:5.35 WT:110
List Price: \$1575



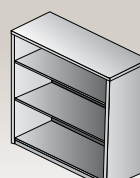
KEN-52-xxx
Storage/Lateral File
37.5"x20"x71"
CU:38.76 WT:148
List Price: \$4500
Ships Assembled
LCH Only



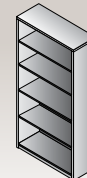
KEN-12-xxx
Lateral File
37"x20"x29"
CU:15.34 WT:143
List Price: \$1875
Ships Assembled



KEN-51-xxx
Wardrobe/Storage
37.5"x20"x71"
CU:10.92 WT:194
List Price: \$3395

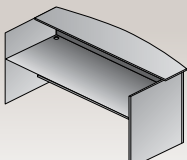


KEN-55-xxx
Bookcase/Open
Hutch
36"x14"x42"
CU:4.65 WT:104
List Price: \$1155

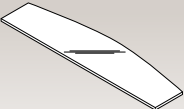


KEN-56-xxx
5-Shelf Bookcase
36"x14"x71"
CU:7.15 WT:165
List Price: \$1775

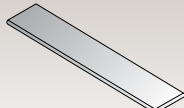
RECEPTION



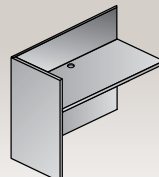
KEN-122-xxx
Reception Desk
72"x30"x42"
CU:9.57 WT:243
List Price: \$2710



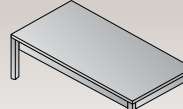
NAP-123
Glass Floating Top
Fits KEN122
71"x17.5"x0.5"
CU:1.92 WT:79
List Price: \$515



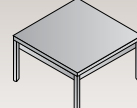
KEN-124-xxx
Counter (for return
#125)
60"x12.5"
CU:1.46 WT:24
List Price: \$395



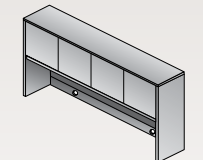
KEN-125-xxx
Reception Return
42"x20"x42"
CU:4.04 WT:93
List Price: \$1070



KEN-19-xxx
Coffee Table
48"x24"x16"
CU:4.16 WT:62
List Price: \$935

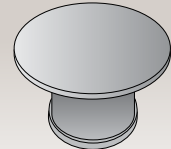


KEN-20-xxx
End Table
24"x24"x20"
CU:2.19 WT:42
List Price: \$645

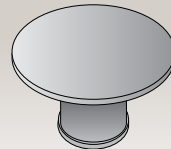


KEN-39-xxx
Overhead Storage
with Wood Doors
66"x14"x42"
CU:7.4 WT:152
List Price: \$1935
MAH Only

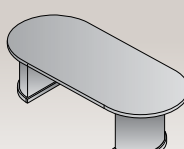
CONFERENCE



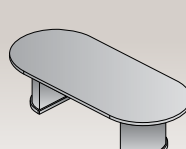
KENxxx-58
RoundTable
42" Dia. x30"H
CU:13.4 WT:97
Consists of: KEN-
58T, 58B
List Price: \$1500



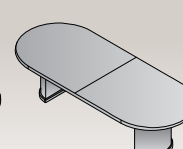
KENxxx-59
RoundTable
48" Dia. x30"H
CU:17.82 WT:107
Consists of: KEN-
59T, 59/63B
List Price: \$1775



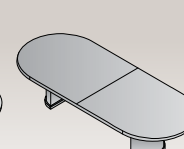
KENxxx-35
Conference Table
72"x36"x30"
CU:13.9 WT:185
Consists of: KEN-
35T/S, 35B
List Price: \$2270



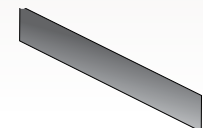
KENxxx-60
Conference Table
96"x42"x30"
CU:23.72 WT:200
Consists of: KEN-
60T/S, 60/61/62B
List Price: \$2570



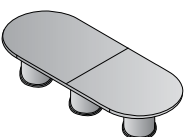
KENxxx-61
Conference Table
120"x48"x30"
CU:27.59 WT:271
Consists of: KEN-
61T, 61S, 60/61/62B
List Price: \$3625



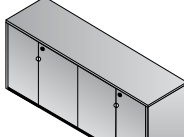
KENxxx-62
Conference Table
144"x48"x30"
CU:29.74 WT:306
Consists of: KEN-
62T, 62S, 60/61/62B
List Price: \$4395



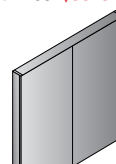
NAPT B-3
Tackboard for NAP42/44
SON44, KEN42/44
65"x17.5"
Black Fabric
CU:1.12 WT:15
List Price: \$210



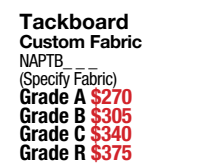
KENxxx-63
Conference Table
168"x48"x30"
CU:44 WT:387
Consists of: KEN-
63T, 59/63B(3 qty.)
List Price: \$5785



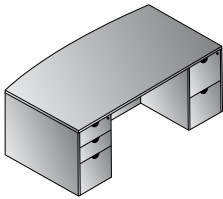
KEN-50-xxx
4 Door Credenza
72"x20"x29"
CU:9.11 WT:201
List Price: \$2565



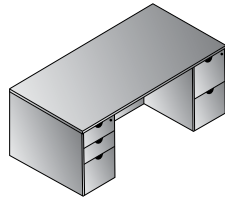
KEN-100-xxx
Presentation Board
48"x48"x4"
CU:8.76 WT:110
List Price: \$1810
Ships Assembled
LCH Only



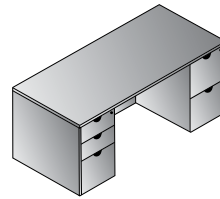
Tackboard
Custom Fabric
NAPT B
(Specify Fabric)
Grade A \$270
Grade B \$305
Grade C \$340
Grade R \$375



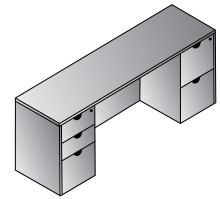
Bow Top Desk 72"x39"
KENxxx-TYP1
 23.7 cu. ft. 334 lbs.
 Consists of: KEN-89,65,74
\$3,940



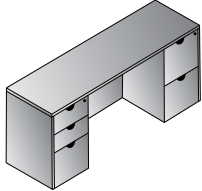
Double Pedestal Desk 72"x36"
KENxxx-TYP2
 21.6 cu. ft. 318.6 lbs.
 Consists of: KEN-01,65,74
\$3,840



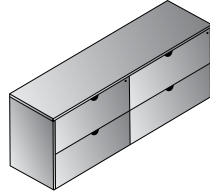
Double Pedestal Desk 66"x30"
KENxxx-TYP3
 20.1 cu. ft. 278.9 lbs.
 Consists of: KEN-02,65,74
\$3,540



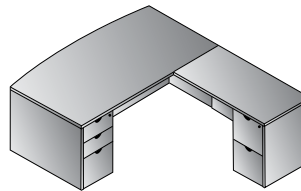
Kneespace Credenza 72"x20"
KENxxx-TYP5
 16.5 cu. ft. 234.7 lbs.
 Consists of: KEN-43,66,75
\$2,935



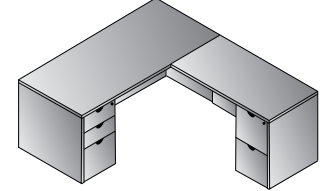
Kneespace Credenza 66"x20"
KENxxx-TYP6
 16.1 cu. ft. 219.3 lbs.
 Consists of: KEN-11,66,75
\$2,870



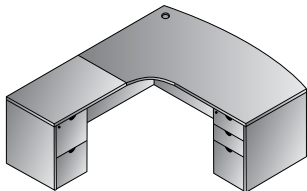
Double Lateral File Credenza 72"x20"
KENxxx-TYP7
 29.3 cu. ft. 313.0 lbs.
 Consists of: KEN-43,68,68
\$4,735



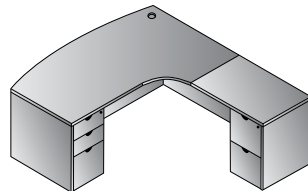
L Shape w/Bow Desk 72"x87"
KENxxx-TYP8
 25.6 cu. ft. 400.2 lbs.
 Consists of: KEN-89,65,45,75
\$4,735



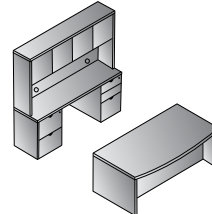
L Shape 66"x78"
KENxxx-TYP9
 22.0 cu. ft. 345.1 lbs.
 Consists of: KEN-02,65,45,75
\$4,335



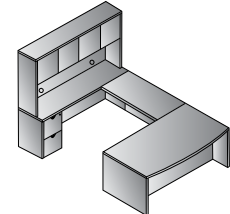
Left L Shape w/Curved Corner
 72"x82"
KENxxx-TYP10L
 25.2 cu. ft. 381.5 lbs.
 Consists of: KEN-87L,65,92,75
\$4,780



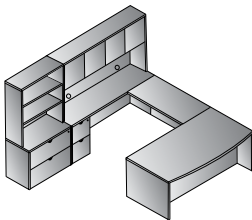
Right L Shape w/Curved Corner
 72"x82"
KENxxx-TYP10R
 25.2 cu. ft. 381.5 lbs.
 Consists of: KEN-87R,65,92,75
\$4,780



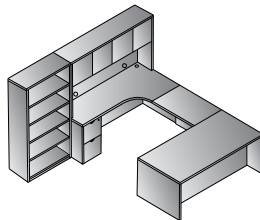
Executive Office
KENxxx-TYP11
 49 cu. ft. 734.1 lbs.
 Consists of: KEN-89,65,74,43, 66,75,44
 KEN44 Consists of: KEN-44H,4DW
\$8,920



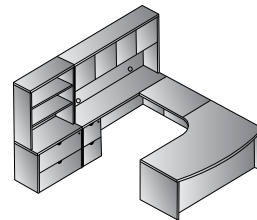
U Shape w/Hutch 72"x107"
KENxxx-TYP12
 38.7 cu. ft. 671.3 lbs.
 Consists of: KEN-89,65,70, 43,75,44
 KEN44 consists of: KEN-44H,4DW
\$7,925



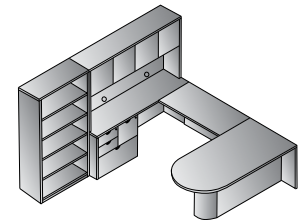
U w/Hutch + Storage 108"x107"
KENxxx-TYP13
 57.6 cu. ft. 918 lbs.
 Consists of: KEN-89,65,70,43,75,44,12,55
 KEN44 consists of: KEN-44H,4DW
\$10,995



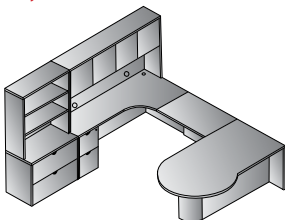
Left U + Bookcase 108"x108"
KENxxx-TYP14L
 46.5 cu. ft. 827.9 lbs.
 Consists of: KEN-01,65,93,82R,75,44,56
 KEN44 consists of: KEN-44H,4DW
\$8,900



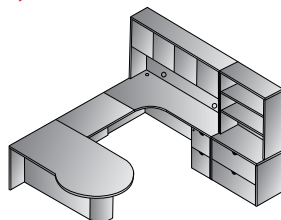
Left U w/Corner + Storage 108"x102"
KENxxx-TYP15L
 57.5 cu. ft. 881.7 lbs.
 Consists of: KEN-87L,65,93,43,75,44,12,55
 KEN44 consists of: KEN-44H,4DW
\$11,030



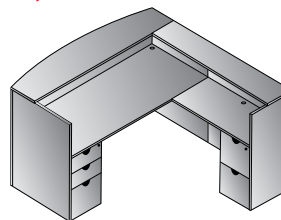
U w/Bullet + Bookcase 108"x104"
KENxxx-TYP16
 44.1 cu. ft. 748.4 lbs.
 Consists of: KEN-47,70,43,69,44,56
 KEN44 consists of: KEN-44H,4DW
 KEN47 consists of: KEN-47T,41/47B
\$9,720



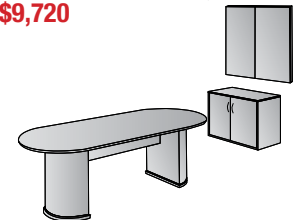
Left U w/P-Top + Storage 108"x114"
KENxxx-TYP17L
 53.7 cu. ft. 814.4 lbs.
 Consists of: KEN-41R,93,82R, 75,44,12,55
 KEN44 consists of: KEN-44H,4DW
 KEN41R consists of: KEN-41TR,41/47B
\$8,545



Right U w/P-Top + Storage 108"x114"
KENxxx-TYP17R
 53.7 cu. ft. 814.4 lbs.
 Consists of: KEN-41L,93,82L, 75,44,12,55
 KEN44 consists of: KEN-44H,4DW
 KEN41L consists of: KEN-41TL,41/47B
\$8,545



Reception Station 72"x72"x43"H
KENxxx-TYP19
 28.2 cu. ft. 487.9 lbs.
 Consists of: KEN-122,65,125,75,124
\$5,945



Conference Group 3-Pcs.
KENxxx-TYP20
 35.6 cu. ft. 421 lbs.
 Consists of: KEN-60,13,100
 KEN60 consists of: KEN-60T/S,60/61/62B
\$5,955



TYP2, TYP5, 84, 12 and 53

Finish Key

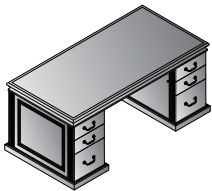
CHY - Royal Cherry



Unique parquet design veneer on all worksurfaces exemplifies time-honored, tradition of wood craftsmanship.

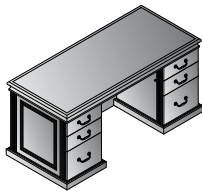
TOWNSEND blends the heritage of traditional designs with modern office function in select walnut veneers and Royal Cherry finish. Unique parquet design tops and 3"-thick shaped edge profile are further complemented with solid wood picture-frame molding, wood veneer base trim and decorative pilasters.

Modern conveniences include integral, felt-lined center drawer in all desks. Standard keyboard tray and wire management on returns, bridge and double pedestal credenza. Hutch with wire passage near worksurface and light valance. Single-key, side-locking pedestals with matching finish drawer interiors. Box and center drawers felt-lined. Desk pedestals are box/box/file. Return/credenza pedestals are file/file. All file drawers are full-extension, ball-bearing slides with Legal/Letter filing.



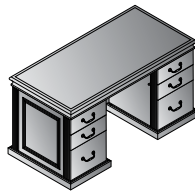
Double Pedestal Desk 72x36x30H
TOWCHY-TYP2 \$4,785
42.3 cu. ft. 310.9 lbs.

Consists of:
TOW-01
72x36 Desk Top/Mod Set
9.91 cu. ft. 144 lbs. \$1,625
TOW-65L
Left BBF Pedestal for TOW01
11.58 cu. ft. 91 lbs. \$1,580
TOW-65R
Right BBF Pedestal for TOW01
11.58 cu. ft. 91 lbs. \$1,580



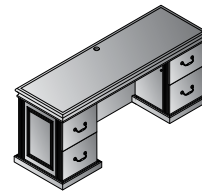
Double Pedestal Desk 66x30x30H
TOWCHY-TYP3 \$4,510
34.6 cu. ft. 304.2 lbs.

Consists of:
TOW-02
66x30 Desk Top/Mod Set
7.72 cu. ft. 127.9 lbs. \$1,400
TOW-63L
Left BBF Pedestal for TOW02/03
9.6 cu. ft. 81 lbs. \$1,555
TOW-63R
Right BBF Pedestal for TOW02/03
9.6 cu. ft. 81 lbs. \$1,555



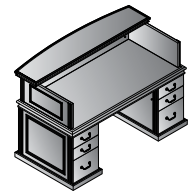
Double Pedestal Desk 60x30x30H
TOWCHY-TYP4 \$4,310
33.6 cu. ft. 280.0 lbs.

Consists of:
TOW-03
60x30 Desk Top/Mod Set
7.05 cu. ft. 103.6 lbs. \$1,200
TOW-63L
Left BBF Pedestal for TOW02/03
9.6 cu. ft. 81 lbs. \$1,555
TOW-63R
Right BBF Pedestal for TOW02/03
9.6 cu. ft. 81 lbs. \$1,555



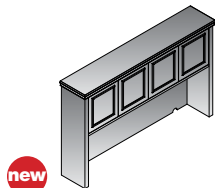
Double Pedestal Credenza 72x24x30H
TOWCHY-TYP5 \$3,775
31.3 cu. ft. 255.7 lbs.

Consists of:
TOW-43
72x24 Credenza Top/Mod Set
12.7 cu. ft. 105.8 lbs. \$1,425
TOW-75L
Left FF Pedestal for TOW043/45
7.68 cu. ft. 74 lbs. \$1,175
TOW-75R
Right FF Pedestal for TOW43/45
7.68 cu. ft. 74 lbs. \$1,175

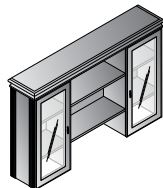


Reception Desk 72x37x45.5H
TOWCHY-TYP119 \$6,080
50.4 cu. ft. 410.1 lbs.

Consists of:
TOW-01
72x36 Desk Top/Mod Set
9.91 cu. ft. 144 lbs. \$1,625
TOW-65L
Left BBF Pedestal for TOW01
11.58 cu. ft. 91 lbs. \$1,580
TOW-65R
Right BBF Pedestal for TOW01
11.58 cu. ft. 91 lbs. \$1,580
TOW-126
72x37x15.5H Reception Station
5.48 cu. ft. 99.2 lbs. \$1,295

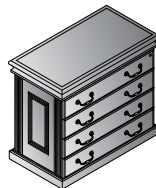


4-Door Hutch 72x14x45H
TOW-44-CHY \$3,300
10.25 cu. ft. 145.3 lbs.



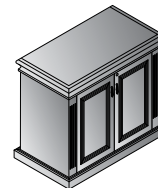
Overhead Storage Hutch 72x15x45H
TOWCHY-84 \$3,450
29.7 cu. ft. 231.5 lbs.

Ships in 2 cartons:
TOW-84A
(2) Towers + Back Panel
17.47 cu. ft. 147 lbs. \$2,200
TOW-84B
Top + (2) Shelves
4.59 cu. ft. 76 lbs. \$1,250



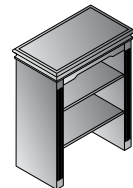
2-Drawer Lateral File 36x20x30H
TOW-12-CHY \$2,300
16.16 cu. ft. 144 lbs.

Ships Assembled in 1 carton




2-Door Storage Cabinet 36x20x30H
TOW-13-CHY \$1,900
16.16 cu. ft. 126 lbs.

Ships Assembled in 1 carton



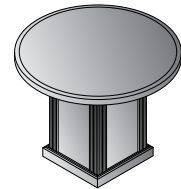
Open Hutch 36x20x45H
TOW-53-CHY \$1,525
6.28 cu. ft. 138 lbs.

Fits TOW-12 & TOW-13



4-Drawer Lateral File 36x20x54H
TOW-109-CHY **\$3,800**
27.87 cu. ft. 216 lbs.

Ships assembled in 1 carton



Round Table 48"Dia.x30"H
TOW-59-CHY **\$2,050**
17.5 cu. ft. 136.7 lbs.

Ships in 2 cartons:

TOW-59T 48" Round Top
7.01 cu. ft. 91 lbs.
TOW-59B Square Base
6.98 cu. ft. 46.3 lbs.

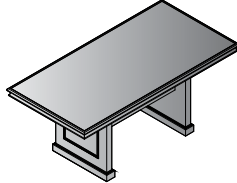
Full line of Traditional Seating shown on pages 157 to 158



Round Table w/Queen Anne Base
48Dx30H
TOW-59Q-CHY **\$2,100**
10.7 cu. ft. 134.5 lbs.

Ships in 2 cartons:

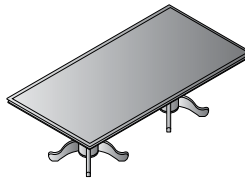
TOW-59T 48" Round Top
7.01 cu. ft. 91 lbs.
TOW-QAB Base
12.21 cu. ft. 49 lbs.
Queen Anne Base (assembly required)



Rectangular Table
72x36x30H
TOW-35-CHY **\$4,100**
17.7 cu. ft. 260.1 lbs.

Ships in 2 cartons:

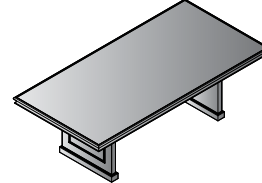
TOW-35T/S Top & Stretchers
9.58 cu. ft. 144 lbs.
TOW-35B Base (Set of 2 Legs)
3.61 cu. ft. 57 lbs.



Rectangular Table w/Queen Anne Base
72x36x30H
TOW-35Q-CHY **\$4,725**
16.3 cu. ft. 277.8 lbs.

Ships in 3 cartons:

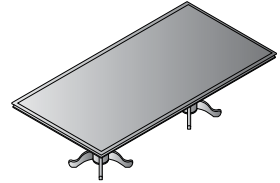
TOW-35T/S Top & Stretchers
9.58 cu. ft. 144 lbs.
TOW-QAB Base (2 qty)
12.21 cu. ft. 49 lbs.
Queen Anne Base (assembly required)



Rectangular Table
96x48x30H
TOW-60-CHY **\$4,355**
29.2 cu. ft. 304.2 lbs.

Ships in 2 cartons:

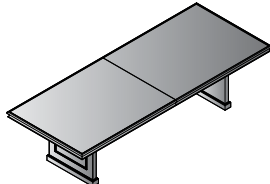
TOW-60T/S Top & Stretchers
16.39 cu. ft. 203 lbs.
TOW-60/61B Base (Set of 2 Legs)
3.07 cu. ft. 114.6 lbs.



Rectangular Table
96x48x30H
TOW-60Q-CHY **\$4,990**
26 cu. ft. 277.8 lbs.

Ships in 3 cartons:

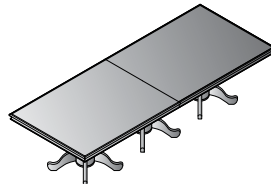
TOW-60T/S Top & Stretchers
16.39 cu. ft. 203 lbs.
TOW-QAB Base (2 qty)
12.21 cu. ft. 49 lbs.
Queen Anne Base (assembly required)



Rectangular Table
120x48x30H
TOW-61-CHY **\$5,440**
28.2 cu. ft. 418.9 lbs.

Ships in 3 cartons:

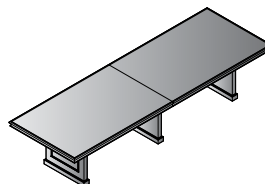
TOW-61T Top (2-piece)
14.16 cu. ft. 220 lbs.
TOW-61S Stretchers (2)
2.2 cu. ft. 79.4 lbs.
TOW-60/61B Base (set of 2 Legs)
3.07 cu. ft. 114.6 lbs.



Rectangular Table w/Queen Anne Base
120x48x30H
TOW-61Q-CHY **\$6,175**
23.5 cu. ft. 357.1 lbs.

Ships in 4 cartons:

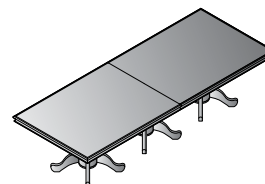
TOW-61T Top (2-piece)
14.16 cu. ft. 220 lbs.
TOW-QAB Base (3 qty)
12.21 cu. ft. 49 lbs.
Queen Anne Base (assembly required)



Rectangular Table 144x48x30H
TOW-62-CHY **\$7,050**
32.8 cu. ft. 421.1 lbs.

Ships in 2 cartons:

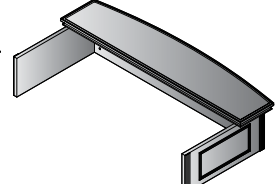
TOW-62T/S Top (2-piece) & Stretchers (4)
18.47 cu. ft. 334 lbs.
TOW-62B Base (Set of 3 Legs)
5.72 cu. ft. 93 lbs.



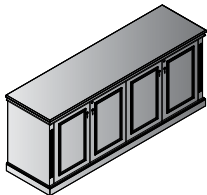
Rectangular Table w/Queen Anne Base
144x48x30H
TOW-62Q-CHY **\$8,100**
29.3 cu. ft. 410.1 lbs.

Ships in 4 cartons:

TOW-62T/S Top (2-piece) & Stretchers (4)
18.47 cu. ft. 334 lbs.
TOW-QAB Base (3 qty)
12.21 cu. ft. 49 lbs.
Queen Anne Base (assembly required)

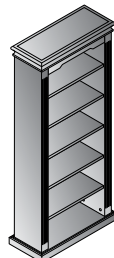


Reception Station
72x37x15.5H
TOW-126-CHY **\$1,295**
5.48 cu. ft. 99.2 lbs.
Fits 72"x36" Desks



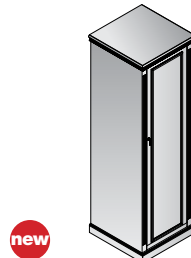
4-Door Credenza 72x20x30H
TOW-50-CHY **\$4,300**
31.66 cu. ft. 227 lbs.

Ships assembled in 1 carton



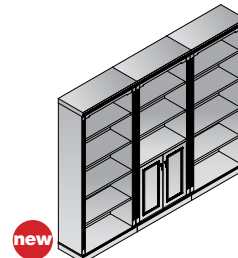
6-Shelf Bookcase 32x14x75H
TOW-56-CHY **\$2,050**
8.2 cu. ft. 164 lbs.

2 Fixed (Middle, Bottom)
4 Adjustable Shelves



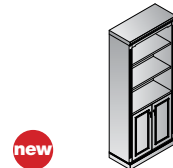
Single Door Wardrobe 24x24x75H
TOW-151-CHY **\$2,645**
10.3 cu. ft. 165 lbs.

Upper Shelf: 17.75"H
Coat Storage: 51"H




3-Piece Wall Unit 90x14x72H
TOWCHY-TYPWALL **\$6,600**
19.2 cu. ft. 438 lbs.

Consists of:
TOW-113 30x14x72 WU Bookcase w/Doors
6.4 cu. ft. 152 lbs.
TOW-156 30x14x72 WU Bookcase
6.4 cu. ft. 143 lbs.
TOW-156 30x14x72 WU Bookcase
6.4 cu. ft. 143 lbs.
Ships in 3 cartons



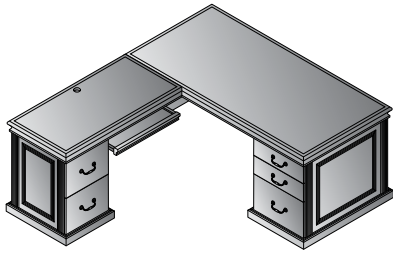
new
WU Bookcase w/Doors 30x14x72H
TOW-113-CHY **\$2,400**
6.4 cu. ft. 152 lbs.

3 Adjustable Shelves,
2 Doors
Side by Side Use



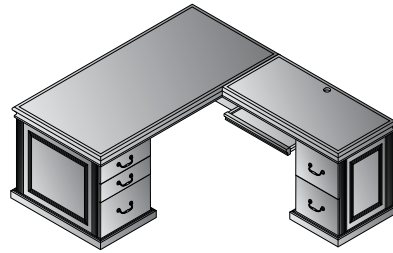
new
WU Bookcase 30x14x72H
TOW-156-CHY **\$2,100**
6.4 cu. ft. 143 lbs.

3 Adjustable Shelves
Side by Side Use



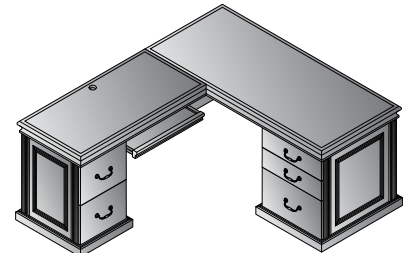
L-Shape with Left Return 72"x84"
TOWCHY-TYP8L **\$6,325**
 42.6 cu. ft. 346.1 lbs.

- Consists of:
- TOW-01R** 72x36x30H Right DeskTop/Mod Set
13.22 cu. ft. 164 lbs. \$1,975
 - TOW-64R** Right BBF Pedestal for TOW01R
13.51 cu. ft. 125 lbs. \$2,000
 - TOW-45L** Left Return Top/Mod Set 48x24x30H
5.6 cu. ft. 87 lbs. \$1,175
 - TOW-75L** Left FF Pedestal for TOW043/45
7.68 cu. ft. 74 lbs. \$1,175



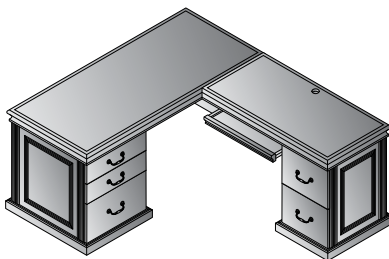
L-Shape with Right Return 72"x84"
TOWCHY-TYP8R **\$6,325**
 42.6 cu. ft. 346.1 lbs.

- Consists of:
- TOW-01L** 72x36x30H Left Desk Top/Mod Set
13.22 cu. ft. 164 lbs. \$1,975
 - TOW-64L** Left BBF Pedestal for TOW01L
13.51 cu. ft. 125 lbs. \$2,000
 - TOW-45R** Right Return Top/Mod Set 48x24x30H
5.6 cu. ft. 87 lbs. \$1,175
 - TOW-75R** Right FF Pedestal for TOW043/45
7.68 cu. ft. 74 lbs. \$1,175



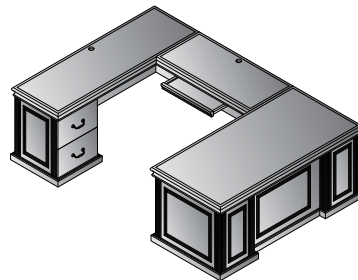
L-Shape with Left Return 66"x78"
TOWCHY-TYP9L **\$5,720**
 36.1 cu. ft. 310.9 lbs.

- Consists of:
- TOW-02R** 66x30x30H Right Desk Top/Mod Set
10.29 cu. ft. 132 lbs. \$1,700
 - TOW-62R** Right BBF Pedestal for TOW02R
13.4 cu. ft. 97.0 lbs. \$1,670
 - TOW-45L** Left Return Top/Mod Set 48x24x30H
5.6 cu. ft. 87 lbs. \$1,175
 - TOW-75L** Left Pedestal for TOW043/45
7.68 cu. ft. 74 lbs. \$1,175



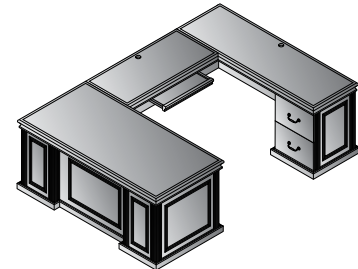
L-Shape with Right Return 66"x78"
TOWCHY-TYP9R **\$5,720**
 36.1 cu. ft. 310.9 lbs.

- Consists of:
- TOW-02L** 66x30x30H Left Desk Top/Mod Set
10.29 cu. ft. 132 lbs. \$1,700
 - TOW-62L** Left BBF Pedestal for TOW02L
11.2 cu. ft. 116 lbs. \$1,670
 - TOW-45R** Right Return Top/Mod Set 48x24x30H
5.6 cu. ft. 87 lbs. \$1,175
 - TOW-75R** Right Pedestal for TOW043/45
7.68 cu. ft. 74 lbs. \$1,175



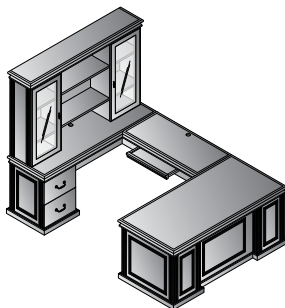
U-Shape with Left Bridge 72"x108"
TOWCHY-TYP22L **\$8,345**
 68.9 cu. ft. 546.7 lbs.

- Consists of:
- TOW-01R** 72x36x30H Right DeskTop/Mod Set
17.8 cu. ft. 134.5 lbs. \$1,975
 - TOW-64R** Right BBF Pedestal for TOW01R
13.51 cu. ft. 125 lbs. \$2,000
 - TOW-70** Bridge 48x24x30H
6.35 cu. ft. 92 lbs. \$1,200
 - TOW-43L** 72x24x30H Left Credenza Top/Mod Set
10.13 cu. ft. 123 lbs. \$1,500
 - TOW-78L** Left FF Pedestal for TOW043L
8.96 cu. ft. 100 lbs. \$1,670



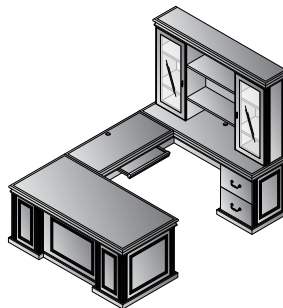
U-Shape with Right Bridge 72"x108"
TOWCHY-TYP22R **\$8,345**
 68.9 cu. ft. 546.7 lbs.

- Consists of:
- TOW01L** 72x36x30H Left DeskTop/Mod Set
17.8 cu. ft. 134.5 lbs. \$1,975
 - TOW-64L** Left BBF Pedestal for TOW01L
13.51 cu. ft. 125 lbs. \$2,000
 - TOW-70** Bridge 48x24x30H
6.35 cu. ft. 92 lbs. \$1,200
 - TOW-43R** 72x24x30H Right Credenza Top/Mod Set
10.13 cu. ft. 123 lbs. \$1,500
 - TOW-78R** Right FF Pedestal for TOW043L
8.96 cu. ft. 100 lbs. \$1,670



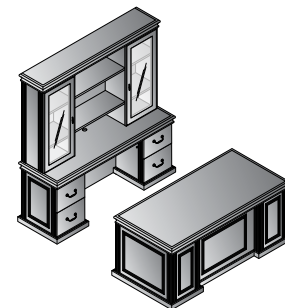
U-Shape with Left Bridge + Hutch 72"x108"
TOWCHY-TYP12L **\$11,795**
 98.6 cu. ft. 778.2 lbs.

- Consists of: (7 cartons)
- TOW-01R** 72x36x30H Right DeskTop/Mod Set
13.22 cu. ft. 164 lbs. \$1,975
 - TOW-64R** RightBBF Pedestal for TOW01R
13.51 cu. ft. 125 lbs. \$2,000
 - TOW-70** Bridge 48x24x30H
6.35 cu. ft. 92 lbs. \$1,200
 - TOW-43L** 72x24x30H Left Credenza Top/Mod Set
10.13 cu. ft. 123 lbs. \$1,500
 - TOW-78L** Left FF Pedestal for TOW043L
8.96 cu. ft. 100 lbs. \$1,670
 - TOW-84** Overhead Storage Hutch 72x15x45H
26.2 cu. ft. 231.5 lbs. \$3,450
Consists of TOW-84A, TOW-84B



U-Shape with Right Bridge + Hutch 72"x108"
TOWCHY-TYP12R **\$11,795**
 98.6 cu. ft. 778.2 lbs.

- Consists of: (7 cartons)
- TOW-01L** 72x36x30H Left DeskTop/Mod Set
13.22 cu. ft. 164 lbs. \$1,975
 - TOW-64L** Left BBF Pedestal for TOW01L
13.51 cu. ft. 125 lbs. \$2,000
 - TOW-70** Bridge 48x24x30H
6.35 cu. ft. 92 lbs. \$1,200
 - TOW-43R** 72x24x30H Right Credenza Top/Mod Set
10.13 cu. ft. 123 lbs. \$1,500
 - TOW-78R** Right FF Pedestal for TOW043L
8.96 cu. ft. 100 lbs. \$1,670
 - TOW-84** Overhead Storage Hutch 72x15x45H
26.2 cu. ft. 231.5 lbs. \$3,450
Consists of TOW-84A, TOW-84B



Executive Office
TOWCHY-TYP11 **\$12,010**
 103.3 cu. ft. 798.1 lbs.

- Consists of: (8 cartons)
- TOW-TYP2** 72x36x30H Double Pedestal Desk
42.3 cu. ft. 310.9 lbs. \$4,785
 - TOW-TYP5** 72x24x30H Double Pedestal Credenza
31.3 cu. ft. 255.7 lbs. \$3,775
 - TOW-84** Overhead Storage Hutch 72x15x45H
26.2 cu. ft. 231.5 lbs. \$3,450
Consists of TOW-84A, TOW-84B



Boardroom Tables with genuine wood veneer and cherry finish.

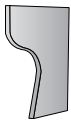


SON-103 3' Top 36W x 27D
Wt: 49 Cu: 3.03 **List: \$630**



SON-106 6' Top 72W x 27D
Wt: 97 Cu: 1.86 **List: \$1400**

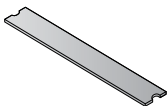
SON-116-2 Half-Round Table Ends
(Set of 2) 63W x 31D
Wt: 158 Cu: 7.43 **List: \$1910**



SON-102-2 Legs (Set of 2)
Wt: 54.0 Cu: 1.64 **List: \$630**



COVER PANELS Black Faux Leather
CP1 Cover Panels for Half-Round Ends
(Set of 2)
Wt: 2 Cu: 0.05 **List: \$40**



CP3 3' Wide Cover Panel
Wt: 6 Cu: 0.21 **List: \$80**

CP6 6' Wide Cover Panel
Wt: 11 Cu: 0.42 **List: \$190**




17' Table
List Price: \$10,030
765.6 lb. 31.5 cu ft

Consists of:
(4) SON-106
6' Top 72W x 27D

(4) SON-102-2
Legs (Set of 2)

(1) SON-116-2
Half-Round Table Ends
(Set of 2) 63W x 31D



18' Table
List Price: \$10,380
818 lb. 34.03 cu ft

Consists of:
(2) SON-106
6' Top 72W x 27D
(4) SON-103
3' Top 36W x 27D
(5) SON-102-2
Legs (Set of 2)

(1) SON-116-2
Half-Round Table Ends
(Set of 2) 63W x 31D

20' Table
List Price: \$11,920
914 lb. 39.13 cu ft

Consists of:
(4) SON-106
6' Top 72W x 27D
(2) SON-103
3' Top 36W x 27D
(5) SON-102-2
Legs (Set of 2)

(1) SON-116-2
Half-Round Table Ends
(Set of 2) 63W x 31D

23' Table
List Price: \$13,460
1014.2 lb. 41.6 cu ft

Consists of:
(6) SON-106
6' Top 72W x 27D
(5) SON-102-2
Legs (Set of 2)
(1) SON-116-2
Half-Round Table Ends
(Set of 2) 63W x 31D

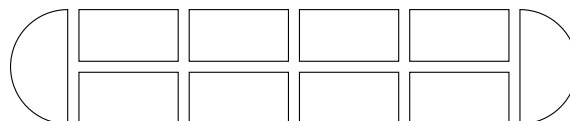


29' Table
List Price: \$16,890
1262.8 lb. 51.7 cu ft

Consists of:
(8) SON-106
6' Top 72W x 27D

(6) SON-102-2
Legs (Set of 2)

(1) SON-116-2
Half-Round
Table Ends
(Set of 2) 63W x 31D




TUXWHTSGW-TYP231R

Consists of:

TUX-43-WHTSGW
 TUX-66L-SGW
 TUX-45R-WHTSGW
 TUX-75R-SGW
 TUX-44H-WHT
 TUX-4DW-SGW

White Tops and Slate Grey Bases

(WHTSGW)

TUXWHTSGW-TYP8R

Consists of: TUX-89-WHT

TUX-65L-SGW • TUX-71R-SGW

TUX-45R-WHTSGW • TUX-75R-SGW



TUXSGW-TYP11G

Dress up any office with Tuxedo. Contract-grade laminates are accented with Silver reveal and base trim, aluminum finish drawer pulls and frosted glass/aluminum frame modesty panels and hutch doors. Silver-finish dual-electric, dual-USB power unit is standard in all bridges, returns and table tops to instantly power office technology. Full depth pedestals and full-height modesty panels are standard. Pedestals include single-key, side locking. Modular table components create 48" round, 48" square and expandable rectangular conference tables. Tables feature standard dual-electric, dual-USB power unit with 3-way wire management in all table bases.



DKR Dark Roast

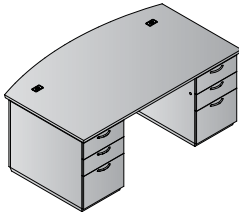


SGW Slate Grey



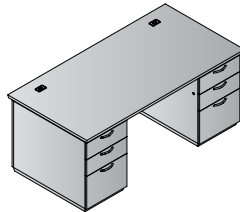
White Tops | Slate Grey Bases

new



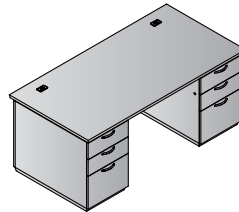
Bow Front Double Ped Desk 72x42
TUXxxx-TYP1 **\$3,555**
 33.4 cu.ft. 339.6 lbs.

Consists of (3 cartons):
TUX-89 72x42 Bow Front Desk Set
 6.9 cu.ft. 107.6 lbs. \$945
TUX-65L Left BBF Pedestal
 13.2 cu.ft. 116 lbs. \$1,305
TUX-65R Right BBF Pedestal
 13.2 cu.ft. 116 lbs. \$1,305



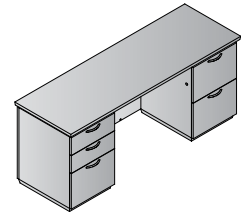
Double Pedestal Desk 72x36
TUXxxx-TYP2 **\$3,485**
 32.5 cu.ft. 326.3 lbs.

Consists of (3 cartons):
TUX-01 72x36 Desk Set
 6.0 cu.ft. 94.4 lbs. \$875
TUX-65L Left BBF Pedestal
 13.2 cu.ft. 116 lbs. \$1,305
TUX-65R Right BBF Pedestal
 13.2 cu.ft. 116 lbs. \$1,305



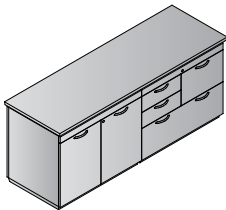
Double Pedestal Desk 66x30
TUXxxx-TYP3 **\$3,010**
 26.8 cu.ft. 279.6 lbs.

Consists of (3 cartons):
TUX-02 66x30 Desk Set
 4.7 cu.ft. 75 lbs. \$720
TUX-63L Left BBF Pedestal
 11.1 cu.ft. 102.3 lbs. \$1,145
TUX-63R Right BBF Pedestal
 11.1 cu.ft. 102.3 lbs. \$1,145



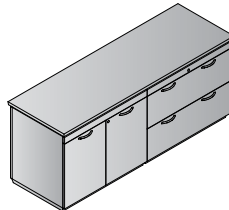
Double Pedestal Credenza 72x24
TUXxxx-TYP5 **\$2,900**
 24 cu.ft. 262.8 lbs.

Consists of (3 cartons):
TUX-43 72x24 Credenza Set
 6.0 cu.ft. 92.6 lbs. \$830
TUX-66L Left BBF Return/Credenza Pedestal
 9.0 cu.ft. 87.3 lbs. \$1,035
TUX-75R Right FF Return/Credenza Pedestal
 9.0 cu.ft. 82.9 lbs. \$1,035



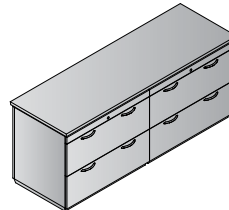
MultiFile/Storage Credenza 72x24
TUXxxx-TYP204 **\$4,070**
 39 cu.ft. 349.7 lbs.

Consists of (3 cartons):
TUX-43 72x24 Credenza Set
 6.0 cu.ft. 92.6 lbs. \$830
TUX-69NT MultiFile Cabinet w/o Top
 16.5 cu.ft. 149.9 lbs. \$1,800
TUX-13NT 2-Door Storage Cabinet w/o Top
 16.5 cu.ft. 107.2 lbs. \$1,440



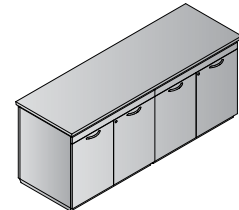
Lateral File/Storage Credenza 72x24
TUXxxx-TYP205 **\$3,935**
 39 cu.ft. 341.8 lbs.

Consists of (3 cartons):
TUX-43 72x24 Credenza Set
 6.0 cu.ft. 92.6 lbs. \$830
TUX-12NT 2-Drawer Lateral File w/o Top
 16.5 cu.ft. 142 lbs. \$1,665
TUX-13NT 2-Door Storage Cabinet w/o Top
 16.5 cu.ft. 107.2 lbs. \$1,440



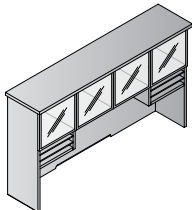
Double Lateral File Credenza 72x24
TUXxxx-TYP206 **\$4,160**
 39 cu.ft. 376.6 lbs.

Consists of (3 cartons):
TUX-43 72x24 Credenza Set
 6.0 cu.ft. 92.6 lbs. \$830
TUX-12NT 2-Drawer Lateral File w/o Top
 16.5 cu.ft. 142 lbs. \$1,665
TUX-12NT 2-Drawer Lateral File w/o Top
 16.5 cu.ft. 142 lbs. \$1,665



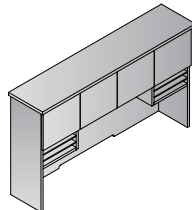
4-Door Storage Credenza 72x24
TUXxxx-TYP207 **\$3,710**
 39 cu.ft. 307 lbs.

Consists of (3 cartons):
TUX-43 72x24 Credenza Set
 6.0 cu.ft. 92.6 lbs. \$830
TUX-13NT 2-Door Storage Cabinet w/o Top
 16.5 cu.ft. 107.2 lbs. \$1,440
TUX-13NT 2-Door Storage Cabinet w/o Top
 16.5 cu.ft. 107.2 lbs. \$1,440



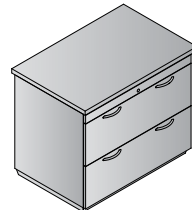
72" Hutch with Glass/Aluminum Doors 72x16x42H
TUXxxx-42 **\$2,180**
 9.9 cu.ft. 196.7 lbs.

Consists of (2 cartons):
TUX-44H 72" Hutch w/o Doors
 8.2 cu.ft. 168.5 lbs. \$1,710
TUX-4DG Glass/Aluminum Doors (Set of 4)
 1.6 cu.ft. 28.2 lbs. \$470

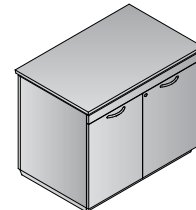


72" Hutch with Wood Doors 72x16x42H
TUXxxx-44 **\$1,955**
 9.5 cu.ft. 190.5 lbs.

Consists of (2 cartons):
TUX-44H 72" Hutch w/o Doors
 8.2 cu.ft. 168.5 lbs. \$1,710
TUX-4DW Wood Doors (Set of 4)
 1.2 cu.ft. 22.1 lbs. \$245



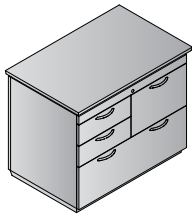
2-Drawer Lateral File 36x24x30H
TUX-12-xxx **\$1,775**
 18.8 cu.ft. 164.1 lbs.



2-Door Storage Cabinet 36x24x30H
TUXxxx-13 **\$1,835**
 18.8 cu.ft. 148.6 lbs.

Consists of (2 cartons):
TUX-13NT 2-Door Storage Cabinet w/o Top
 16.5 cu.ft. 107.2 lbs. \$1,440
TUX-169T 36x20x1H Top & Modesty Panel
 2.3 cu.ft. 41.5 lbs. \$395

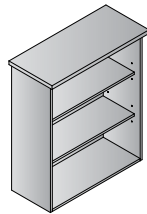




MultiFile Cabinet 36x24x30H
TUXxxx-69
 18.8 cu.ft. 191.4 lbs.

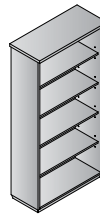
\$2,195

Consists of (2 cartons):
TUX-69NT 36x20x29 MultiFile Cabinet w/o Top
 16.5 cu.ft. 149.9 lbs. \$1,800
TUX-169T 36x20x1H Top & Modesty Panel
 2.3 cu.ft. 41.5 lbs. \$395



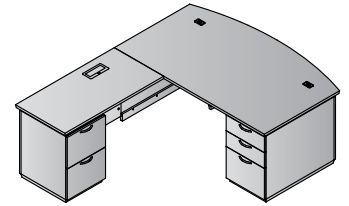
3-Shelf Bookcase/Open Hutch 36x16x42H
TUX-55-xxx
 5.5 cu.ft. 104.1 lbs.
Not available in WHTSGW

\$820



5-Shelf Bookcase 36x16x72H
TUX-56-xxx
 8.6 cu.ft. 155.2 lbs.
Not available in WHTSGW

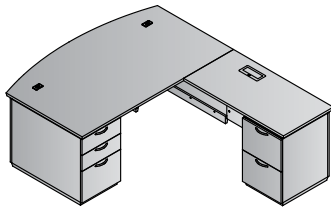
\$1,285



L-Shape w/Bow Front Desk + Left Return 72x90
TUXxxx-TYP8L
 37.9 cu.ft. 411.9 lbs.

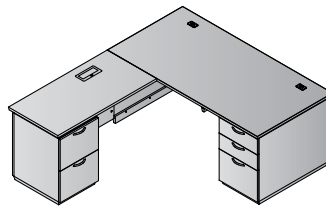
\$4,490

Consists of (5 cartons):
TUX-89 72x42 Bow Front Desk Set
 6.9 cu.ft. 107.6 lbs. \$945
TUX-65R Right BBF Pedestal
 13.2 cu.ft. 116 lbs. \$1,305
TUX-71L Left False Pedestal
 3.5 cu.ft. 39.7 lbs. \$495
TUX-45L 48x24 Left Return Set
 5.2 cu.ft. 65.7 lbs. \$710
TUX-75L Left FF Return/Credenza Pedestal
 9.0 cu.ft. 82.9 lbs. \$1,035



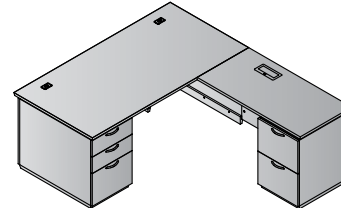
L-Shape w/Bow Front Desk + Right Return 72x90
TUXxxx-TYP8R **\$4,490**
 37.9 cu.ft. 411.9 lbs.

Consists of (5 cartons):
TUX-89 72x42 Bow Front Desk Set
 6.9 cu.ft. 107.6 lbs. \$945
TUX-65L Left BBF Pedestal
 13.2 cu.ft. 116 lbs. \$1,305
TUX-71R Right False Pedestal
 3.5 cu.ft. 39.7 lbs. \$495
TUX-45R 48x24 Right Return Set
 5.2 cu.ft. 65.7 lbs. \$710
TUX-75R Right FF Return/Credenza Pedestal
 9.0 cu.ft. 82.9 lbs. \$1,035



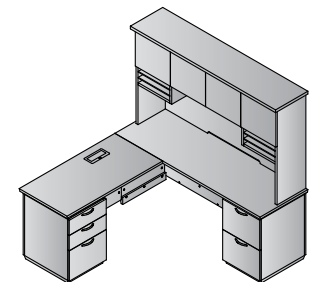
L-Shape w/Left Return 66x78
TUXxxx-TYP9L **\$4,105**
 32.9 cu.ft. 360.3 lbs.

Consists of (5 cartons):
TUX-02 66x30 Desk Set
 4.7 cu.ft. 75 lbs. \$720
TUX-63R Right BBF Pedestal
 11.1 cu.ft. 102.3 lbs. \$1,145
TUX-67L Left False Pedestal
 2.9 cu.ft. 34.4 lbs. \$495
TUX-45L 48x24 Left Return Set
 5.2 cu.ft. 65.7 lbs. \$710
TUX-75L Left FF Return/Credenza Pedestal
 9.0 cu.ft. 82.9 lbs. \$1,035



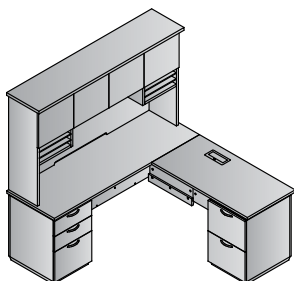
L-Shape w/Right Return 66x78
TUXxxx-TYP9R **\$4,105**
 32.9 cu.ft. 360.3 lbs.

Consists of (5 cartons):
TUX-02 66x30 Desk Set
 4.7 cu.ft. 75 lbs. \$720
TUX-63L Left BBF Pedestal
 11.1 cu.ft. 102.3 lbs. \$1,145
TUX-67R Right False Pedestal
 2.9 cu.ft. 34.4 lbs. \$495
TUX-45R 48x24 Right Return Set
 5.2 cu.ft. 65.7 lbs. \$710
TUX-75R Right FF Return/Credenza Pedestal
 9.0 cu.ft. 82.9 lbs. \$1,035



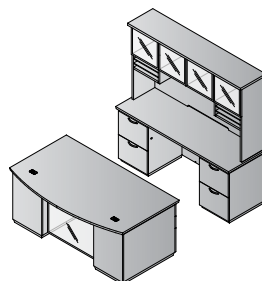
Left L + Hutch 72x72
TUXxxx-TYP231L **\$5,565**
 38.6 cu.ft. 519 lbs.

Consists of (6 cartons):
TUX-43 72x24 Credenza Set
 6.0 cu.ft. 92.6 lbs. \$830
TUX-75R Right FF Return/Credenza Pedestal
 9.0 cu.ft. 82.9 lbs. \$1,035
TUX-45L 48x24 Left Return Set
 5.2 cu.ft. 65.7 lbs. \$710
TUX-66L Left BBF Return/Credenza Pedestal
 9.0 cu.ft. 87.3 lbs. \$1,035
TUX-44H 72" Hutch w/o Doors
 8.2 cu.ft. 168.5 lbs. \$1,710
TUX-4DW Wood Doors (Set of 4)
 1.2 cu.ft. 22.1 lbs. \$245



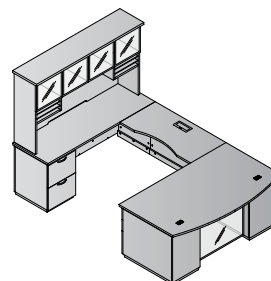
Right L + Hutch 72x72
TUXxxx-TYP231R **\$5,565**
 38.6 cu.ft. 519 lbs.

Consists of (6 cartons):
TUX-43 72x24 Credenza Set
 6.0 cu.ft. 92.6 lbs. \$830
TUX-66L Left BBF Return/Credenza Pedestal
 9.0 cu.ft. 87.3 lbs. \$1,035
TUX-45R 48x24 Right Return Set
 5.2 cu.ft. 65.7 lbs. \$710
TUX-75R Right FF Return/Credenza Pedestal
 9.0 cu.ft. 82.9 lbs. \$1,035
TUX-44H 72" Hutch w/o Doors
 8.2 cu.ft. 168.5 lbs. \$1,710
TUX-4DW Wood Doors (Set of 4)
 1.2 cu.ft. 22.1 lbs. \$245



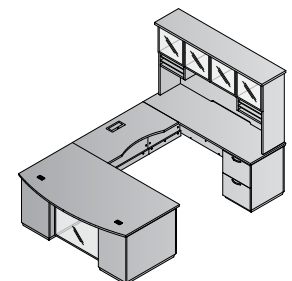
Double Pedestal Desk
TUXxxx-TYP11G **\$8,635**
 67.3 cu.ft. 794.7 lbs.

Consists of (8 cartons):
TUX-89 72x42 Bow Front Desk Set
 6.9 cu.ft. 107.6 lbs. \$945
TUX-65L Left BBF Pedestal
 13.2 cu.ft. 116 lbs. \$1,305
TUX-65R Right BBF Pedestal
 13.2 cu.ft. 116 lbs. \$1,305
TUX-43 72x24 Credenza Set
 6.0 cu.ft. 92.6 lbs. \$830
TUX-75L Left FF Return/Credenza Pedestal
 9.0 cu.ft. 82.9 lbs. \$1,035
TUX-75R Right FF Return/Credenza Pedestal
 9.0 cu.ft. 82.9 lbs. \$1,035
TUX-44H 72" Hutch w/o Doors
 8.2 cu.ft. 168.5 lbs. \$1,710
TUX-4DG Glass/Aluminum Doors (Set of 4)
 1.6 cu.ft. 28.2 lbs. \$470



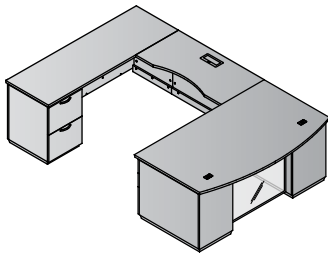
U-Shape w/Bridge on Left + Hutch 72x114
TUXxxx-TYP12LG **\$7,780**
 54.3 cu.ft. 678.5 lbs.

Consists of (8 cartons):
TUX-89 72x42 Bow Front Desk Set
 6.9 cu.ft. 107.6 lbs. \$945
TUX-65R Right BBF Pedestal
 13.2 cu.ft. 116 lbs. \$1,305
TUX-71L Left False Pedestal
 3.5 cu.ft. 39.7 lbs. \$495
TUX-70 48x24 Bridge
 5.8 cu.ft. 43 lbs. \$990
TUX-43 72x24 Credenza Set
 6.0 cu.ft. 92.6 lbs. \$830
TUX-75L Left FF Return/Credenza Pedestal
 9.0 cu.ft. 82.9 lbs. \$1,035
TUX-44H 72" Hutch w/o Doors
 8.2 cu.ft. 168.5 lbs. \$1,710
TUX-4DG Glass/Aluminum Doors (Set of 4)
 1.6 cu.ft. 28.2 lbs. \$470



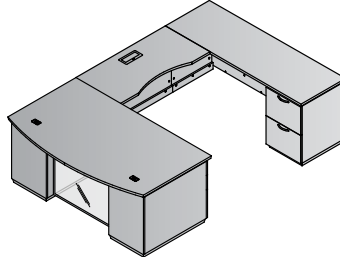
U-Shape w/Bridge on Right + Hutch 72x114
TUXxxx-TYP12RG **\$7,780**
 54.3 cu.ft. 678.5 lbs.

Consists of (8 cartons):
TUX-89 72x42 Bow Front Desk Set
 6.9 cu.ft. 107.6 lbs. \$945
TUX-65L Left BBF Pedestal
 13.2 cu.ft. 116 lbs. \$1,305
TUX-71R Right False Pedestal
 3.5 cu.ft. 39.7 lbs. \$495
TUX-70 48x24 Bridge
 5.8 cu.ft. 43 lbs. \$990
TUX-43 72x24 Credenza Set
 6.0 cu.ft. 92.6 lbs. \$830
TUX-75R Right FF Return/Credenza Pedestal
 9.0 cu.ft. 82.9 lbs. \$1,035
TUX-44H 72" Hutch w/o Doors
 8.2 cu.ft. 168.5 lbs. \$1,710
TUX-4DG Glass/Aluminum Doors (Set of 4)
 1.6 cu.ft. 28.2 lbs. \$470



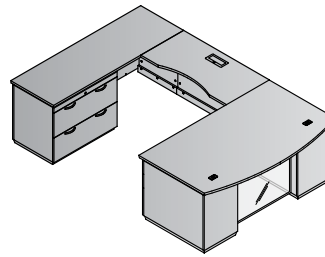
U-Shape w/Bridge on Left 72x114
TUXxxx-TYP22L **\$5,600**
 44.4 cu.ft. 481.8 lbs.

- Consists of (6 cartons):
TUX-89 72x42 Bow Front Desk Set
 6.9 cu.ft. 107.6 lbs. \$945
TUX-65R Right BBF Pedestal
 13.2 cu.ft. 116 lbs. \$1,305
TUX-71L Left False Pedestal
 3.5 cu.ft. 39.7 lbs. \$495
TUX-70 48x24 Bridge
 5.8 cu.ft. 43 lbs. \$990
TUX-43 72x24 Credenza Set
 6.0 cu.ft. 92.6 lbs. \$830
TUX-75L Left FF Return/Credenza Pedestal
 9.0 cu.ft. 82.9 lbs. \$1,035



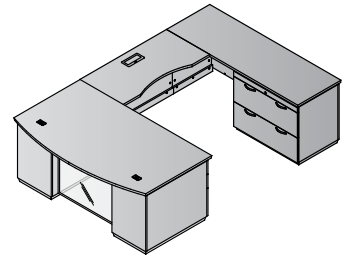
U-Shape w/Bridge on Right 72x114
TUXxxx-TYP22R **\$5,600**
 44.4 cu.ft. 481.8 lbs.

- Consists of (6 cartons):
TUX-89 72x42 Bow Front Desk Set
 6.9 cu.ft. 107.6 lbs. \$945
TUX-65L Left BBF Pedestal
 13.2 cu.ft. 116 lbs. \$1,305
TUX-71R Right False Pedestal
 3.5 cu.ft. 39.7 lbs. \$495
TUX-70 48x24 Bridge
 5.8 cu.ft. 43 lbs. \$990
TUX-43 72x24 Credenza Set
 6.0 cu.ft. 92.6 lbs. \$830
TUX-75R Right FF Return/Credenza Pedestal
 9.0 cu.ft. 82.9 lbs. \$1,035



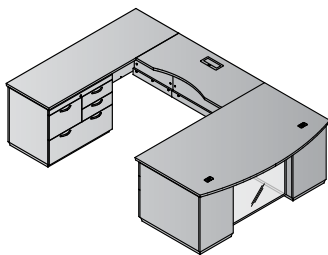
U-Shape w/Left Bridge+Lat. File Ped 72x114
TUXxxx-TYP52L **\$6,230**
 51.9 cu.ft. 540.9 lbs.

- Consists of (6 cartons):
TUX-89 72x42 Bow Front Desk Set
 6.9 cu.ft. 107.6 lbs. \$945
TUX-65R Right BBF Pedestal
 13.2 cu.ft. 116 lbs. \$1,305
TUX-71L Left False Pedestal
 3.5 cu.ft. 39.7 lbs. \$495
TUX-70 48x24 Bridge
 5.8 cu.ft. 43 lbs. \$990
TUX-43 72x24 Credenza Set
 6.0 cu.ft. 92.6 lbs. \$830
TUX-12NT 2-Drawer Lateral File w/o Top
 16.5 cu.ft. 142 lbs. \$1,665



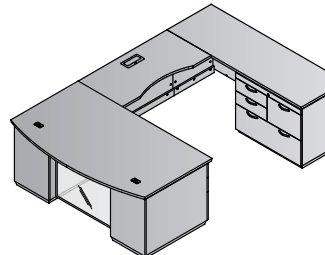
U-Shape w/Right Bridge+Lat. File Credenza Ped
TUXxxx-TYP52R **\$6,230**
 51.9 cu.ft. 540.9 lbs.

- Consists of (6 cartons):
TUX-89 72x42 Bow Front Desk Set
 6.9 cu.ft. 107.6 lbs. \$945
TUX-65L Left BBF Pedestal
 13.2 cu.ft. 116 lbs. \$1,305
TUX-71R Right False Pedestal
 3.5 cu.ft. 39.7 lbs. \$495
TUX-70 48x24 Bridge
 5.8 cu.ft. 43 lbs. \$990
TUX-43 72x24 Credenza Set
 6.0 cu.ft. 92.6 lbs. \$830
TUX-12NT 2-Drawer Lateral File w/o Top
 16.5 cu.ft. 142 lbs. \$1,665



U-Shape w/Left Bridge+MultiFile Ped 72x114
TUXxxx-TYP53L **\$6,365**
 51.9 cu.ft. 548.8 lbs.

- Consists of (6 cartons):
TUX-89 72x42 Bow Front Desk Set
 6.9 cu.ft. 107.6 lbs. \$945
TUX-65R Right BBF Pedestal
 13.2 cu.ft. 116 lbs. \$1,305
TUX-71L Left False Pedestal
 3.5 cu.ft. 39.7 lbs. \$495
TUX-70 48x24 Bridge
 5.8 cu.ft. 43 lbs. \$990
TUX-43 72x24 Credenza Set
 6.0 cu.ft. 92.6 lbs. \$830
TUX-69NT MultiFile Cabinet w/o Top
 16.5 cu.ft. 149.9 lbs. \$1,800



U-Shape w/Right Bridge+MultiFile Ped 72x114
TUXxxx-TYP53R **\$6,365**
 51.9 cu.ft. 548.8 lbs.

- Consists of (6 cartons):
TUX-89 72x42 Bow Front Desk Set
 6.9 cu.ft. 107.6 lbs. \$945
TUX-65L Left BBF Pedestal
 13.2 cu.ft. 116 lbs. \$1,305
TUX-71R Right False Pedestal
 3.5 cu.ft. 39.7 lbs. \$495
TUX-70 48x24 Bridge
 5.8 cu.ft. 43 lbs. \$990
TUX-43 72x24 Credenza Set
 6.0 cu.ft. 92.6 lbs. \$830
TUX-69NT MultiFile Cabinet w/o Top
 16.5 cu.ft. 149.9 lbs. \$1,800



TUXDKR-TYP8R



Tuxedo Tables

Since Tuxedo 48" Tops & Bases are stocked separately, you can mix/match components in a variety of color combinations. Modular components allow you to build tables to your preferred length.

Table-height, dual-power/dual-USB stations are included with each 48" top. Each features brushed silver finish with push-button opening. Bases feature 3-way wire management and silver angle-plinth base.

Conference credenza (TUXxxx-TYP207) available in matching color and color combinations.

Finish Key



SGW - Slate Grey




DKR - Dark Roast



WHT - White





Rectangular Table 96x48x30H

TUXxxx-60

\$3,020

22.2 cu.ft. 233.7 lbs.

Consists of (4 cartons):

TUX-59ST 48" Square Top

3.8 cu.ft. 66.2 lbs. \$855

TUX-59ST 48" Square Top

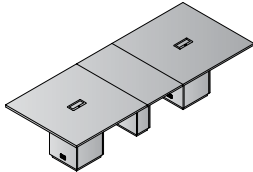
3.8 cu.ft. 66.2 lbs. \$855

TUX-5859B Base

7.3 cu.ft. 50.7 lbs. \$655

TUX-5859B Base

7.3 cu.ft. 50.7 lbs. \$655



Rectangular Table 120x48x30H

TUXxxx-61

\$3,785

31.3 cu.ft. 299.0 lbs.

Consists of (5 cartons):

TUX-59ST 48" Square Top

3.8 cu.ft. 66.2 lbs. \$855

TUX-59ST 48" Square Top

3.8 cu.ft. 66.2 lbs. \$855

TUX-59E 24" Extension Top/Base

9.1 cu.ft. 65.3 lbs. \$765

TUX-5859B Base

7.3 cu.ft. 50.7 lbs. \$655

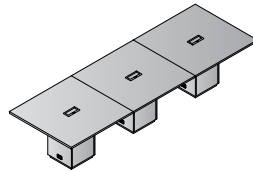
TUX-5859B Base

7.3 cu.ft. 50.7 lbs. \$655

For TUXxxx-61 in color combinations, purchase TUX-59E top/base in both colors.

Color-combination TUXxxx-61 will be

\$4,550



Rectangular Table 144x48x30H

TUXxxx-62

\$4,530

33.3 cu.ft. 350.6 lbs.

Consists of (6 cartons):

TUX-59ST 48" Square Top

3.8 cu.ft. 66.2 lbs. \$855

TUX-59ST 48" Square Top

3.8 cu.ft. 66.2 lbs. \$855

TUX-59ST 48" Square Top

3.8 cu.ft. 66.2 lbs. \$855

TUX-5859B Base

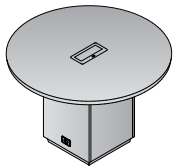
7.3 cu.ft. 50.7 lbs. \$655

TUX-5859B Base

7.3 cu.ft. 50.7 lbs. \$655

TUX-5859B Base

7.3 cu.ft. 50.7 lbs. \$655



48" Round Table

TUXxxx-159

\$1,510

11.1 cu.ft. 116.9 lbs.

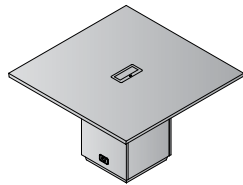
Consists of (2 cartons):

TUX-159RT 48" Round Top

3.8 cu.ft. 66.2 lbs. \$855

TUX-5859B Base

7.3 cu.ft. 50.7 lbs. \$655



48" Square Table

TUXxxx-59

\$1,510

11.1 cu.ft. 116.9 lbs.

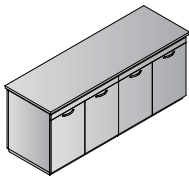
Consists of (2 cartons):

TUX-59ST 48" Square Top

3.8 cu.ft. 66.2 lbs. \$855

TUX-5859B Base

7.3 cu.ft. 50.7 lbs. \$655



4-Door Storage Credenza 72x24

TUXxxx-TYP207

\$3,710

39 cu.ft. 306.9 lbs.

Consists of (3 cartons):

TUX-43 72x24 Credenza Set

6.0 cu.ft. 92.6 lbs. \$830

TUX-13NT 2-Door Storage Cabinet w/o Top

16.5 cu.ft. 107.2 lbs. \$1,440

TUX-13NT 2-Door Storage Cabinet w/o Top

16.5 cu.ft. 107.2 lbs. \$1,440



2 Power / 2 USB Unit

TUXPOW1

\$295

0.4 cu.ft. 2.0 lbs.



Standard dual-power/dual-USB stations included with 48" square table tops.

Casegoods IN STOCK

New Components

**White Top/
Glass Modesty Panel**

- TUX-01-WHT
- TUX-02-WHT
- TUX-89-WHT

White Hutch (no doors)

- TUX-44H-WHT

**White Top/
Slate Grey
Modesty Panel**

- TUX-43-WHTSGW
- TUX-45L-WHTSGW
- TUX-45R-WHTSGW
- TUX-70-WHTSGW
- TUX-169T-WHTSGW



TUXWHTSGW-TYP12RG

TUXWHT-42
 Consists of:
 TUX-44H-WHT • TUX-4DG


TUXWHTSGW-TYP5
 Consists of:
 TUX-43-WHTSGW
 TUX-66L-SGW • TUX-75R-SGW

TUXWHTSGW-44
 Consists of:
 TUX-44H-WHT • TUX-4DW-SGW

TUXWHTSGW-TYP205
 Consists of:
 TUX-43-WHTSGW
 TUX-12NT-SGW • TUX-13NT-SGW



Finish Key

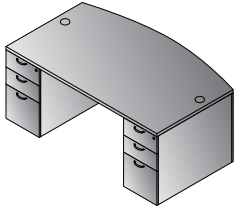


STEPFRONT

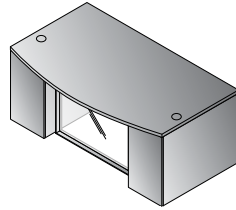
NAP-201-xxx Desk Top/Modesty Set 71"x36"x29" CU:3.36 WT:90 List Price: \$495	NAP-289-xxx Bow Top/Modesty Set 71"x40"x29" CU:3.88 WT:95 List Price: \$535	NAP-200 Glass Modesty Panel for NAP201 & 289 Desk 40"x28"x1" CU:1.82 WT:35 List Price: \$230	NAP-265-xxx 36" Deep Desk Pedestal Box/Box/File 15.5"x35.3"x28" CU:11.5 WT:90 List Price: \$880 <i>Ships Assembled</i>	NAP-271-xxx 36" Deep False Pedestal 15.5"x35.3"x28" CU:4.63 WT:40 List Price: \$360	NAP-T265-xxx Pedestal (2-Pack) 15.6"x35.4"x1.1" CU:1.01 WT:18 List Price: \$175 <i>Not Available in PCW, SGW or URB</i>	NAP-202-xxx Desk Top/Modesty Set 66"x30"x29" CU:2.66 WT:73 List Price: \$420
NAP-263-xxx 30" Deep Pedestal Box/Box/File 15.5"x29.8"x28" CU:9.86 WT:86 List Price: \$765 <i>Ships Assembled</i>	NAP-267-xxx 30" Deep False Pedestal 15.5"x29.8"x28" CU:3.95 WT:90 List Price: \$335	NAP-T263-xxx Top for NAP263 Pedestal (2-Pack) 15.6"x30"x1.1" CU:0.86 WT:15 List Price: \$150 <i>Not Available in PCW, SGW or URB</i>				



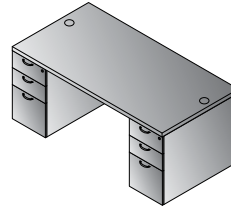
All Napa items have achieved GREENGUARD Certification



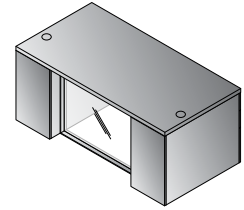
Bow Top Desk 71"x40"
NAPxxx-TYP201
 24.6 cu. ft. 275.6 lbs.
 Consists of: NAP-289,265 (2qty.)
\$2,295



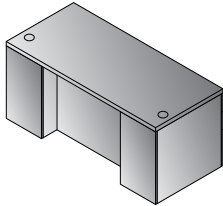
Bow Top Desk w/Glass Modesty Panel 71"x40"
NAPxxx-TYP201G
 25.8 cu. ft. 310.9 lbs.
 Consists of: NAP-289,200,265 (2qty.)
\$2,525



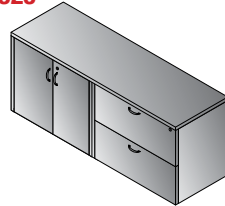
Double Pedestal Desk 71"x36"
NAPxxx-TYP202
 24 cu. ft. 271.2 lbs.
 Consists of: NAP-201,265 (2qty.)
\$2,255



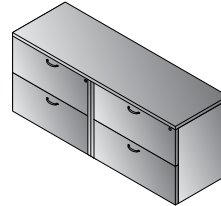
Double Pedestal Desk w/Glass Modesty Panel 71"x36"
NAPxxx-TYP202G
 25.3 cu. ft. 306.4 lbs.
 Consists of: NAP-201,200,265 (2qty.)
\$2,485



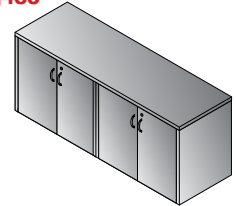
Double Pedestal Desk 66"x30"
NAPxxx-TYP203
 20.3 cu. ft. 244.7 lbs.
 Consists of: NAP-202,263 (2qty.)
\$1,950



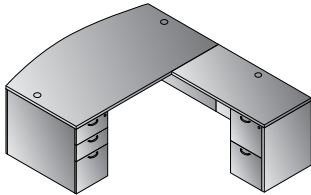
Combo Credenza 71"x23"
NAPxxx-TYP205
 21.5 cu. ft. 316.4 lbs.
 Consists of: NAP-T1213,12,13
\$2,050



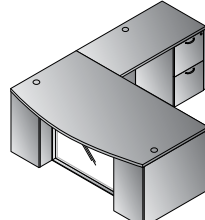
Double Lateral File Credenza 71"x23"
NAPxxx-TYP206
 32 cu. ft. 348.3 lbs.
 Consists of: NAP-T1213,12 (2qty.)
\$2,590



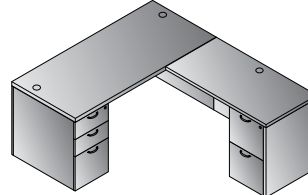
4-Door Storage Credenza 71"x23"
NAPxxx-TYP207
 10.9 cu. ft. 284.5 lbs.
 Consists of: NAP-T1213,13 (2qty.)
\$1,510



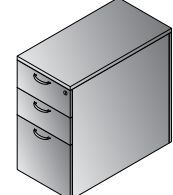
L-Shape w/Bow Top Desk 71"x88"
NAPxxx-TYP208
 29.7 cu. ft. 389.2 lbs.
 Consists of: NAP-289,265,271,45,74
\$2,845



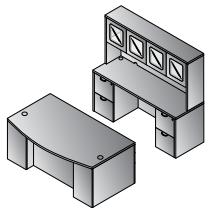
L-Shape w/Bow Top Desk and Glass Modesty Panel 71"x88"
NAPxxx-TYP208G
 30.9 cu. ft. 420.1 lbs.
 Consists of: NAP-289,200,265,271,45,74
\$3,075



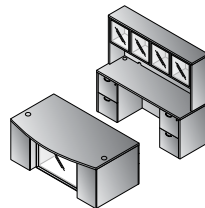
L-Shape 66"x78"
NAPxxx-TYP209
 26.2 cu. ft. 358.3 lbs.
 Consists of: NAP-202,263,267,45,74
\$2,590



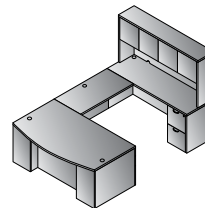
30"D Freestanding Pedestal
NAPxxx-TYP263
 9.6 cu. ft. 101.4 lbs.
 Consists of: NAP-263,T263
 Not available in PCW, SGW or URB
\$915



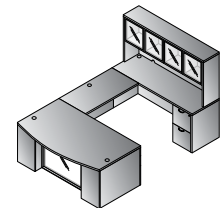
Executive Office
NAPxxx-TYP211
 49.5 cu. ft. 684.6 lbs.
 Consists of: NAP-289,265 (2qty.)
 43,74, (2qty.),41
 NAPxxx-41 consists of: NAP-44H,4DC
\$4,995



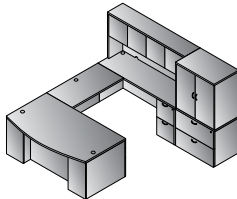
Executive Office w/Glass Modesty Panel
NAPxxx-TYP211G
 51 cu. ft. 719.9 lbs.
 Consists of: NAP-289,200,265 (2qty.)
 43,74, (2qty.),42
 NAPxxx-42 consists of: NAP-44H,4DG
\$5,225



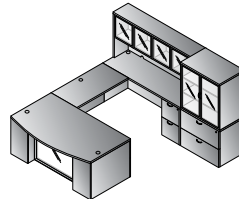
U-Shape with Hutch 71"x112"
NAPxxx-TYP212
 40 cu. ft. 631.8 lbs.
 Consists of: NAP-289,265,271
 70,43,74,44
 NAPxxx-44 consists of: NAP-44H,4DW
\$4,200



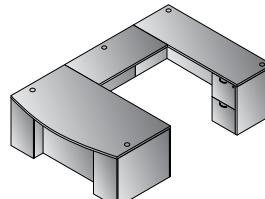
U-Shape w/Hutch & Glass Modesty Panel 71"x112"
NAPxxx-TYP212G
 41.5 cu. ft. 662.7 lbs.
 Consists of: NAP-289,200,265,271,
 70,43,74,42
 NAPxxx-42 consists of: NAP44H,4DG
\$4,430



U-Shape w/Hutch + File Storage 107"x112"
NAPxxx-TYP213
 61 cu. ft. 936.1 lbs.
 Consists of: NAP-289,265,271,70,43,
 74,44,12,212DW
 NAPxxx-44 consists of: NAP-44H,4DW
 NAPxxx-212DW consists of: NAP-212H,2DW
\$6,270



U-Shape w/Hutch + File Storage & Glass Modesty Panel 107"x112"
NAPxxx-TYP213G
 62.7 cu. ft. 968 lbs.
 Consists of: NAP-289,200,265,271
 70,43,74,42,12,212DG
 NAPxxx-42 consists of: NAP-44H,4DG
 NAPxxx-212DG consists of: NAP-212H,2DG
\$6,590



U-Shape 71"x112"
NAPxxx-TYP222
 34.0 cu. ft. 491.8 lbs.
 Consists of: NAP-289,265,271,70,43,74
\$3,300

Finish Key

ESP - Espresso

SGW - Slate Grey

URB - Urban Walnut

new PCW - Park City

New Jersey Only:

CHY - Cherry

MAH - Mahogany

Napa modular laminate casegoods provide extensive selection, capability and value. Contract-grade, thermally fused laminates with 1-1/8" tops and 1" end panels. Impact-resistant, 3mm triple-groove reeded edges. Common grain direction on worksurfaces. Matching drawer interiors. Drawers feature 5-sided construction and pre-installed metal filing hardware. CARB Phase 2 & TSCA Title VI compliant.

All Napa items have achieved GREENGUARD Certification



new

PCW - Park City

NJ & TX ONLY

ESP - Espresso

MAH - Mahogany

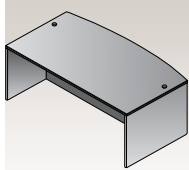
CHY - Cherry

SGW - Slate Grey

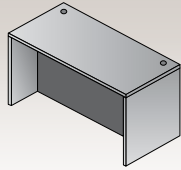
URB - Urban Walnut



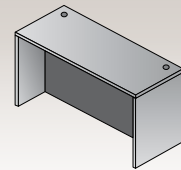
DESKS



NAP-89-xxx
Bow Desk Shell
71"x41"x29"
CU:7.31 WT:173
List Price: \$805



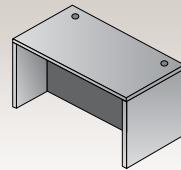
NAP-01-xxx
Desk Shell
71"x36"x29"
CU:6.36 WT:162
List Price: \$685



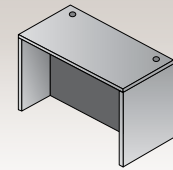
NAP-101-xxx
Desk Shell
71"x30"x29"
CU:5.3 WT:121.0
List Price: \$655



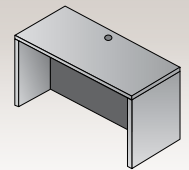
NAP-88
Glass Modesty Panel
Fits NAP01, NAP87L,
NAP87R, NAP89, NAP-101
69"x28"x1" CU:3.06 WT:56
Use: NAP85 & NAP 86
Pedestals
List Price: \$325



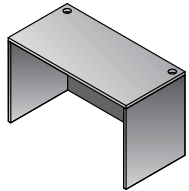
NAP-02-xxx
Desk Shell
66"x30"x29"
CU:5.08 WT:136
List Price: \$560



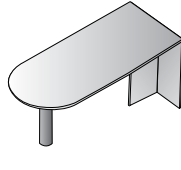
NAP-03-xxx
Desk Shell
60"x30"x29"
CU:4.63 WT:128
List Price: \$535



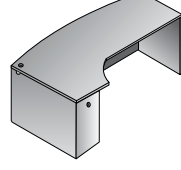
NAP-21-xxx
Desk Shell
48"x30"x29"
CU:4.8 WT:110
List Price: \$515



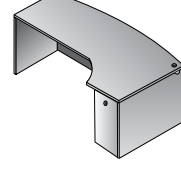
NAP-22-xxx
Desk Shell
48"x24"x29"
CU:3.6 WT:81
List Price: \$445



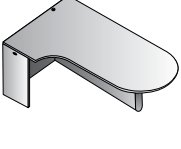
NAPxxx-47
Bullet
71"x36"x29"
CU:6.64 WT:117
Consists of:
NAP-47T, 47PBLK
List Price: \$745



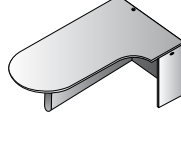
NAP-87TL-xxx
Left Corner Desk
71"x30"/48"x29"
CU:8.4 WT:184.1
List Price: \$930



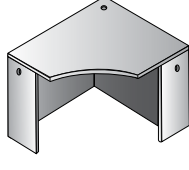
NAP-87TR-xxx
Right Corner Desk
71"x30"/48"x29"
CU:8.4 WT:184.1
List Price: \$930



NAPxxx-57L
Left Computer Corner
Bullet
71"x30"/42"x29"
CU:8.2 WT:145.5
Consists of:
NAP57TL, 57PBLK
List Price: \$925

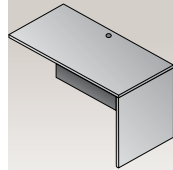


NAPxxx-57R
Right Computer Corner
Bullet
71"x30"/42"x29"
CU:8.2 WT:145.5
Consists of:
NAP57TR, 57PBLK
List Price: \$925

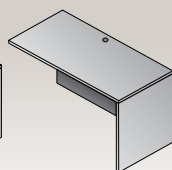


NAP-83-xxx
Corner Unit
42"x42"x29"
CU:5.0 WT:126
List Price: \$600

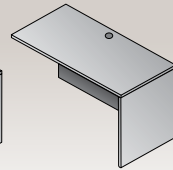
RETURNS



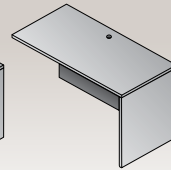
NAP-45-xxx
Return Shell
47"x23.5"x29"
CU:3.81 WT:90
List Price: \$440



NAP-96-xxx
Return Shell
42"x23.5"x29"
CU:3.41 WT:79
List Price: \$415

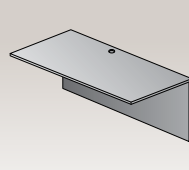


NAP-46-xxx
Return Shell
42"x20"x29"
CU:3.42 WT:88
List Price: \$385

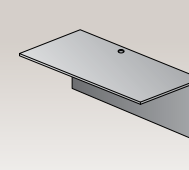


NAP-92-xxx
Return Shell
36"x23.5"x29"
CU:2.95 WT:74
List Price: \$355

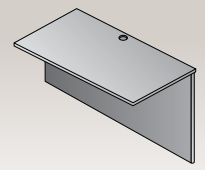
BRIDGES



NAP-70-xxx
Bridge
47"x23.5"x29"
CU:2.94 WT:71
List Price: \$355

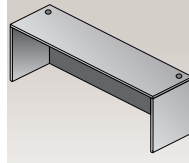


NAP-98-xxx
Bridge
42"x23.5"x29"
CU:2.63 WT:63
List Price: \$325

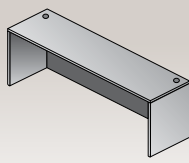


NAP-93-xxx
Bridge
35"x23.5"x29"
CU:2.24 WT:56
List Price: \$295

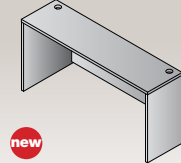
CREDENZAS



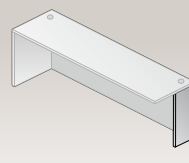
NAP-43-xxx
Credenza Shell
71"x24"x29"
CU:4.97 WT:122
List Price: \$540



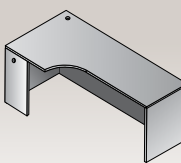
NAP-11-xxx
Credenza Shell
66"x24"x29"
CU:4.64 WT:112
List Price: \$505



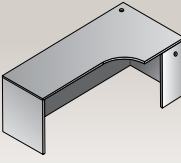
NAP-08-xxx
Credenza Shell
60"x24"x29"
CU:4.3 WT:119
List Price: \$490



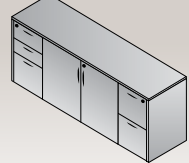
NAP-SL2-xxx
Support Leg (2-pack)
11"x28"H
CU:0.8 WT:9.0
List Price: \$145



NAP-82L-xxx
Left Corner Credenza
71"x36"x29"
CU:6.36 WT:149
List Price: \$755

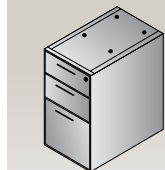


NAP-82R-xxx
Right Corner Credenza
71"x36"x29"
CU:6.36 WT:149
List Price: \$755

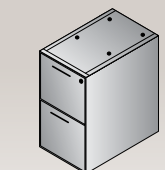


NAPxxx-110
Storage Credenza
71"x22.5"x29"
CU:16.7 WT:224
Consists of:
NAP-110A, 110B
List Price: \$1985

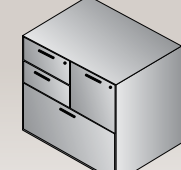
PEDESTALS



NAP-65-xxx
BBF Ped
15.5"x22"x28"
CU:7.41 WT:78
List Price: \$630
Ships Assembled



NAP-74-xxx
FF Ped
15.5"x22"x28"
CU:7.41 WT:74
List Price: \$630
Ships Assembled



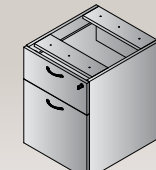
NAP-69-xxx
MultiFile Ped
31"x22"x29"
CU:14.4 WT:154
List Price: \$1240
Ships Assembled



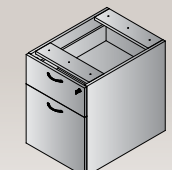
NAP-85-xxx
Mobile BBF Ped
14"x22"x27H"
CU:6.78 WT:75
List Price: \$790
Ships Assembled,
except casters



NAP-86-xxx
Mobil FF Ped
14"x22"x27H"
CU:6.78 WT:71
List Price: \$790
Ships Assembled,
except casters

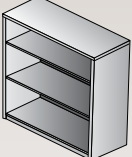
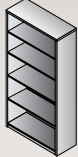
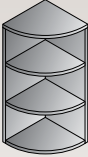
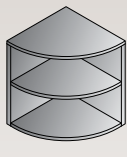
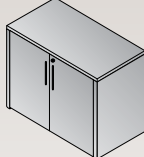
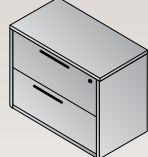
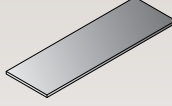



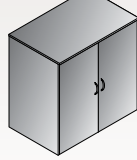
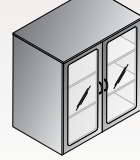
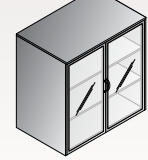
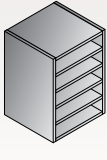


NAP-76-xxx
Hanging Ped-20" Return
15.5"x18.5"x21"
CU:4.85 WT:51
List Price: \$485
Ships Assembled
Use with NAP46

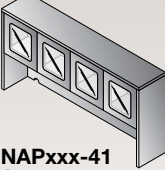
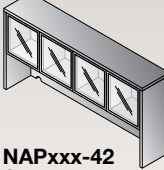
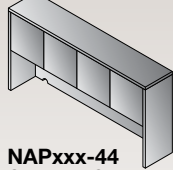
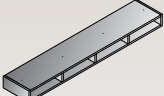
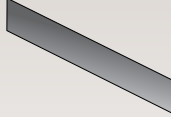

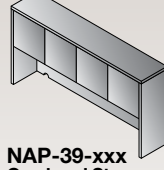

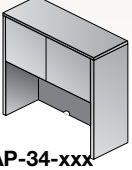
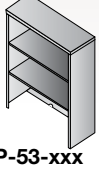
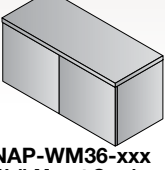
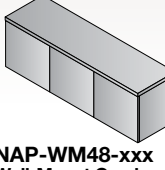
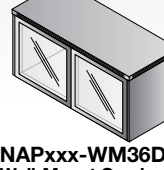
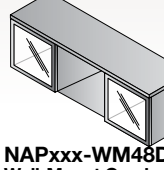
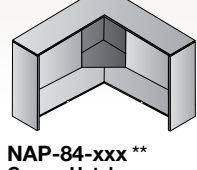


NAP-80-xxx
Hanging BF Ped
15.5"x22"x21"
CU:5.73 WT:61
List Price: \$485
Ships Assembled

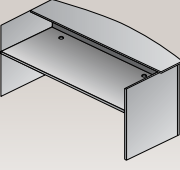
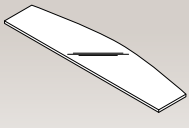
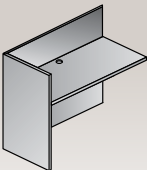
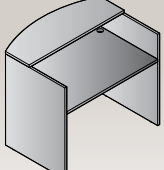
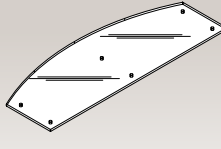
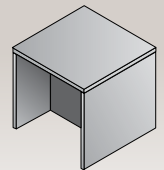
STORAGE & FILING

 NAP-55-xxx 3-Shelf Bookcase 36"x14"x42" CU:4.45 WT:98 List Price: \$520	 NAP-56-xxx 5-Shelf Bookcase 36"x14"x65" CU:6.83 WT:150 List Price: \$720	 NAP-253-xxx 36" H Quarter-Round Open Hutch 15Wx15D 15"x15"x36" CU:1.65 WT:42 List Price: \$290	 NAP-254-xxx 29" H Quarter-Round Bookcase 24Wx24D 24"x24"x29" CU:2.46 WT:62 List Price: \$375	 NAP-13-xxx Storage Cabinet 36"x22.5"x29" CU:5.02 WT:118 List Price: \$630	 NAP-12-xxx Lateral File 36"x22.5"x29" CU:16.79 WT:150 List Price: \$1170 <i>Ships Assembled</i>	 NAP-T1213-xxx NAP12/13 Combo Top 71"x22.5" CU:1.59 WT:49 List Price: \$250
 NAP-109-xxx Four-Drawer Lateral File 36"x22.5"x53" CU:32.31 WT:201 List Price: \$2230 <i>Ships Assembled</i>	 NAP-156-xxx 65" H Storage Cabinet with 5 Shelves 36"x22.5"x65" CU:10.3 WT:236 List Price: \$1795	 NAP-152-xxx Storage Cabinet 24"x22.5"x65" CU:25.69 WT:179 List Price: \$1755 <i>Ships Assembled</i>	 NAPxxx-212DW 36" H Storage Cabinet w/Wood Doors 36"x22.5"x36" CU:5.5 WT:154.3 Consists of: NAP-212H,2DW List Price: \$900 Use Freestanding or w/ NAP12	 NAPxxx-212DC 36" H Storage Cabinet w/Glass/Wood Doors 36"x22.5"x36" CU:5.7 WT:155.4 Consists of: NAP-212H,2DC List Price: \$945 Use Freestanding or with NAP12	 NAPxxx-212DG 36" H Storage Cabinet w/Glass/Alum. Doors 36"x22.5"x36" CU:5.7 WT:155.4 Consists of: NAP-212H,2DG List Price: \$990 Use Freestanding or with NAP12	 NAP-VO-BLK Vertical Organizer, Black 12.5"x12.5"x18.5" CU:0.83 WT:26 List Price: \$155

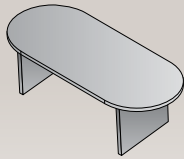
HUTCHES

 NAPxxx-41 Overhead with Wood/Glass Doors 71"x15"x36" CU:6.3 WT:140 Consists of: NAP-44H,4DC List Price: \$880	 NAPxxx-42 Overhead with Glass Doors 71"x15"x36" CU:6.5 WT:136 Consists of: NAP-44H,4DG List Price: \$900	 NAPxxx-44 Overhead Storage 71"x15"x36" CU:5.98 WT:140 Consists of: NAP-44H,4DW List Price: \$815	 NAP-HO-BLK Horizontal Organizer, Black Fits NAP41, 42 &44 68.7"x13"x5" CU:3.27 WT:39 <i>Ships Assembled</i> List Price: \$270	 NAPTb-3 Tackboard for NAP42/44 SON44, KEN42/44 65"x17.5" Black Fabric CU:1.12 WT:15 List Price: \$210	 Tackboard Custom Fabric NAPTb-____ (Specify Fabric) Grade A \$270 Grade B \$305 Grade C \$340 Grade R \$375	 NAP-39-xxx Overhead Storage 66"x15"x36" CU:7.2 WT:126 List Price: \$700	 NAP-07-xxx Overhead Storage 60"x15"x36" CU:6.7 WT:107 List Price: \$690
 NAP-34-xxx Hutch with Doors 48"x15"x36" CU:4.24 WT:101 List Price: \$565	 NAP-53-xxx Open Hutch 36"x14"x36" CU:3.86 WT:82 List Price: \$420	 NAP-WM36-xxx Wall-Mount Overhead 36"x15"x17" CU:6.62 WT:55 List Price: \$485 <i>Ships Assembled</i>	 NAP-WM48-xxx Wall-Mount Overhead 48"x15"x17" CU:8.74 WT:71 List Price: \$610 <i>Ships Assembled</i>	 NAPxxx-WM36DG Wall-Mount Overhead with Glass Doors 36"x15"x17" CU:2.2 WT:54 Consists of: NAPWM36H,NAPWMDG List Price: \$475	 NAPxxx-WM48DG Wall-Mount Overhead with Glass Doors 48"x15"x17" CU:2.7 WT:72 Consists of: NAPWM48H,NAPWMDG List Price: \$580	 NAP-84-xxx** Corner Hutch 42"x42"x36" CU:7.05 WT:142 List Price: \$790 Not Available in PCW or SGW	

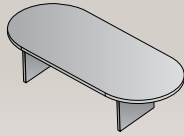
RECEPTION

 NAP-122-xxx Reception Desk Shell 71"x35.75"/30"x41.5" CU:8.27 WT:207 List Price: \$930	 NAP-123 Glass Floating Top Fits NAP122 71"x17.5"x0.5" CU:1.92 WT:79 List Price: \$515	 NAP-125-xxx Reception Return Shell 42"x24"x41" CU:4.13 WT:100 List Price: \$470	 NAP-121-xxx 48" Reception Desk Shell 48"x35.75"/30"x41.5" CU: 7.4 WT: 163 List Price: \$765 Not Available in: CHY, MAH or URB	 NAP-126 48" W Glass Top *Fits NAP121ESP 48"x17.5"x48" CU: 1.34 WT: 47 List Price: \$445	 NAP-20-xxx End Table 24"x24"x20" CU:2.03 WT:50 List Price: \$295
---	---	--	---	---	---

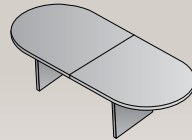
CONFERENCE



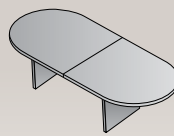
NAP-35-xxx
Conference Table
71"x35"x29"
CU:6.67 WT:139
List Price: **\$755**



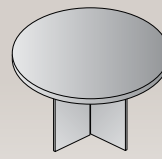
NAP-36-xxx
Conference Table
95"x44"x29"
CU:10.79 WT:190
List Price: **\$1260**



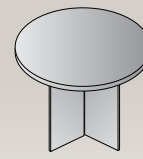
NAPxxx-37
Conference Table
120"x48"x29"
CU:11.3 WT:247
Consists of:
NAP-37T,37S
List Price: **\$1625**



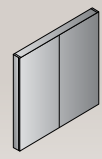
NAPxxx-38
Conference Table
144"x48"x29"
CU: 14.2 WT: 294
Consists of:
NAP-38T,38S
List Price: **\$2005**



NAP-23-xxx
RoundTable
47"Dia.x29"H
CU:5.37 WT:109
List Price: **\$745**



NAP-27-xxx
RoundTable
42"Dia.x29"H
CU:4.3 WT:95
List Price: **\$640**



NAP-100-xxx
Presentation Board
48"x48"
CU:8.48 WT:101
List Price: **\$830**
Ships Assembled



29"H Tables with Black Metal Base

NAPxxx-33
36"Dia.x29"H
CU:3.1 WT:58.4
Consists of:
NAP-33T,33B
List Price: **\$535**

NAPxxx-32
30"Dia.x29"H
CU:3.1 WT:45.4
Consists of:
NAP-32T,32B
List Price: **\$515**

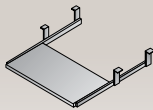


42"H Tables with Black Metal Base

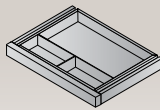
NAPxxx-133
36"Dia.x42"H
CU:4.0 WT:59.1
Consists of:
NAP-33T,32B
List Price: **\$660**

NAPxxx-132
30"Dia.x42"H
CU:4.0 WT:46
Consists of:
NAP-32T,32B
List Price: **\$640**

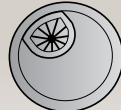
ACCESSORIES



NAP-14-xxx
Keyboard Tray
26"x12"
CU:0.6 WT:13
List Price: **\$90**



NAP-15-xxx
Center Drawer
20"x15"
CU:0.82 WT:9
List Price: **\$100**



NAP-GM
Metallic Grommets
(5-Pack)
2.5"x2.5"x1"
CU:0.02 WT:1
List Price: **\$110**



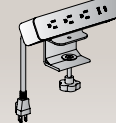
NAP-PB
Black Drawer Pulls
(10-Pack)
4"x1"x0.5"
CU:0.005 WT:0.01
List Price: **\$110**



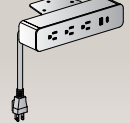
NAP-PM
Metallic Drawer Pulls
(10-Pack)
4"x1"x0.5"
CU:0.02 WT:1
List Price: **\$110**



LK1-GC
Lock Core with Keys
\$20 List
KC-GC Change Key
\$10 List
KM-GC Master Key
\$10 List



PM5311B Black
PM5311W White
Power Charger
Clamp-Mount
Includes: USB Type-C,
USB Type-A & (3) A/C plugs
Fits 1/2" - 1 1/2" surfaces
CU:0.22 WT:3
List Price: **\$275**



PM8311B Black
PM8311W White
Power Charger
Undersurface Mount
Includes: USB Type-C,
USB Type-A & (3) A/C plugs
CU:0.22 WT:3
List Price: **\$275**



PM5311B

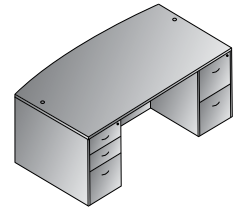
PM5311W

new

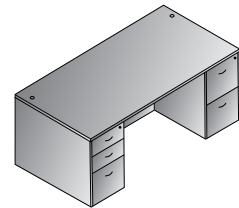
(3) A/C Outlets
1 USB Type-A Charging Port
1 USB Type-C Charging Port
6' Cord • UL Listed

PM8311W

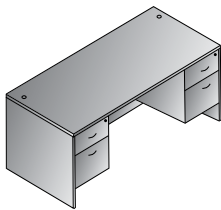
PM8311B



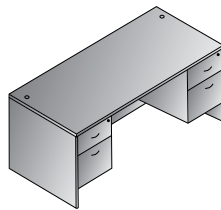
Bow Top Desk 71"x41"
NAPxxx-TYP1
 21.3 cu. ft. 325.3 lbs.
 Consists of: NAP-89,65,74
\$2,065



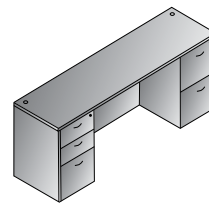
Double Pedestal Desk 71"x35"
NAPxxx-TYP2
 20.4 cu. ft. 314.2 lbs.
 Consists of: NAP-01,65,74
\$1,945



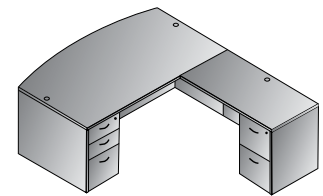
Double Pedestal Desk 66"x30"
NAPxxx-TYP3
 15.7 cu. ft. 256.8 lbs.
 Consists of: NAP-02,80,80
\$1,530



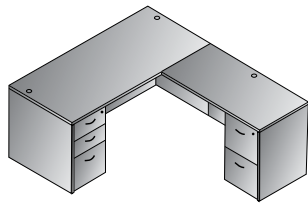
Double Pedestal Desk 60"x30"
NAPxxx-TYP4
 15.2 cu. ft. 249.1 lbs.
 Consists of: NAP-03,80,80
\$1,505



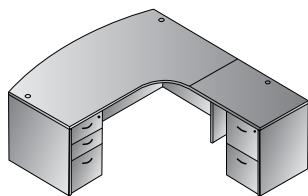
Kneespace Credenza 71"x24"
NAPxxx-TYP5
 19.1 cu. ft. 274.6 lbs.
 Consists of: NAP-43,65,74
\$1,800



L Shape w/Bow Top Desk 71"x89"
NAPxxx-TYP8
 25.1 cu. ft. 415.7 lbs.
 Consists of: NAP-89,65,45,74
\$2,505



L Shape 66"x78"
NAPxxx-TYP9
 22.9 cu. ft. 378.2 lbs.
 Consists of: NAP-02,65,45,74
\$2,260

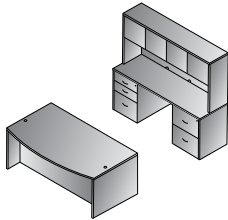


Right L Shape w/Curved Corner
 71"x83"
NAPxxx-TYP10R
 25.3 cu. ft. 410.2 lbs.
 Consists of: NAP-87R,65,92,74
\$2,545

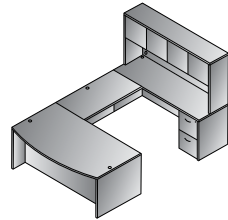


Casegoods IN STOCK

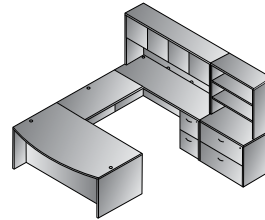
All Napa items have achieved GREENGUARD Certification



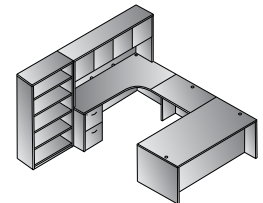
Executive Office
NAPxxx-TYP11
 47.3 cu. ft. 739.9 lbs.
 Consists of: NAP-89,65,74,43, 65,74,44
 NAP-44 consists of: NAP-44H,4DW
\$4,680



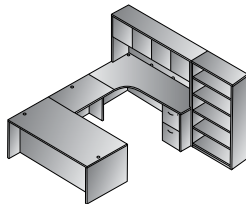
U Shape w/Hutch 71"x113"
NAPxxx-TYP12
 36.1 cu. ft. 658.2 lbs.
 Consists of: NAP-89,65,70,43, 74,44
 NAP-44 consists of: NAP-44H,4DW
\$3,775



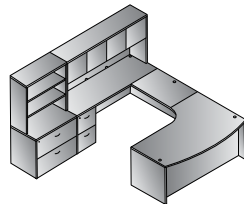
U Shape w/Hutch + Storage
 108"x113"
NAPxxx-TYP13
 55.5 cu. ft. 889.7 lbs.
 Consists of: NAP-89,65,70,43,74,44,12,53
 NAP-44 consists of: NAP-44H,4DW
\$5,365



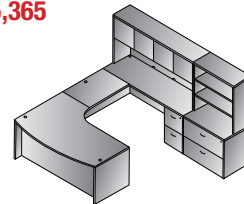
Left U + Bookcase 107"x107"
NAPxxx-TYP14L
 42.7 cu. ft. 809.1 lbs.
 Consists of: NAP-01,65,93, 82R,74,44,56
 NAP-44 consists of: NAP-44H,4DW
\$4,530



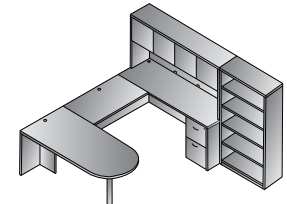
Right U + Bookcase 107"x107"
NAPxxx-TYP14R
 42.7 cu. ft. 809.1 lbs.
 Consists of: NAP-01,65,93, 82L,74,44,56
 NAP-44 consists of: NAP-44H,4DW
\$4,530



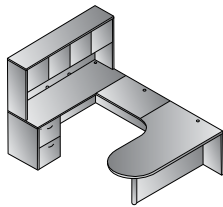
Left U w/Corner + Storage 107"x107"
NAPxxx-TYP15L
 56.0 cu. ft. 886.4 lbs.
 Consists of: NAP-87L,65,93,43,74,44,12,53
 NAP-44 consists of: NAP-44H,4DW
\$5,430



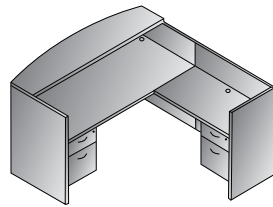
Right U w/Corner + Storage 107"x107"
NAPxxx-TYP15R
 56.0 cu. ft. 886.4 lbs.
 Consists of: NAP-87R,65,93,43, 74,44,12,53
 NAP-44 consists of: NAP-44H,4DW
\$5,430



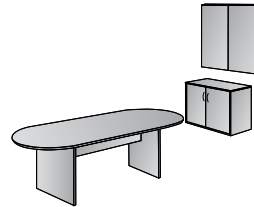
U w/Bullet + Bookcase 107"x108"
NAPxxx-TYP16
 35.2 cu. ft. 673.5 lbs.
 Consists of: NAP-47,70,43, 74,44,56
 NAP-44 consists of: NAP-44H,4DW
 NAP-47 consists of: NAP-47T,47PBLK
\$3,805



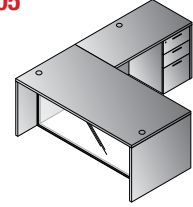
U w/Left Corner Bullet 71"x101"
NAPxxx-TYP18L
 29.4 cu. ft. 538 lbs.
 Consists of: NAP-57L,93,43,74,44
 NAP-44 consists of: NAP-44H,4DW
 NAP-57L consists of: NAP-57TL,57PBLK
\$3,205



Reception Station 71"x77"x42"H
NAPxxx-TYP19
 22.2 cu. ft. 418.8 lbs.
 Consists of: NAP-122,80,125,76
\$2,370



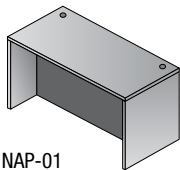
Conference Group 3-Pcs.
NAPxxx-TYP20
 24.8 cu. ft. 408.9 lbs.
 Consists of: NAP-36,13,100
\$2,720



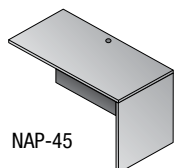
L-Shape w/Glass Modesty Panel
 71"x84"
NAPxxx-TYP29G
 19.3 cu. ft. 386.9 lbs.
 Consists of: NAP-01,45,65,88
\$2,385



NAPA MAPLE IN STOCK NEW JERSEY ONLY



NAP-01



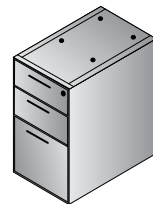
NAP-45

Desk Shells

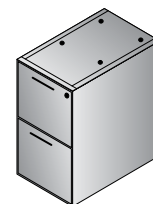
- NAP-01 71"x36"..... **\$685**
- NAP-02 66"x30"..... **\$560**
- NAP-03 60"x30"..... **\$535**
- NAP-21 48"x30"..... **\$515**
- NAP-89 71"x41"..... **\$805**
- Bow Front..... **\$805**

Returns


- NAP-45 48"x24"..... **\$440**
- NAP-96 42"x24"..... **\$415**
- NAP-46 42"x20"..... **\$385**
- ** Use NAP76 Pedestal



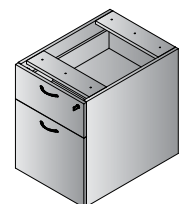
NAP-65-MPL
 BBF Ped
\$630



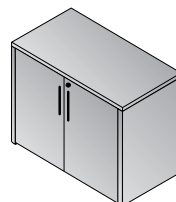
NAP-74-MPL
 FF Ped
\$630



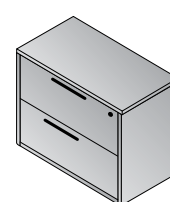
NAP-76-MPL
 Hanging
 Ped-20" Return
\$485
 Use with NAP46



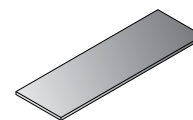
NAP-80-MPL
 Hanging BF Ped
\$485



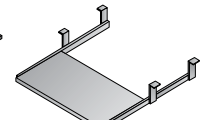
NAP-13-MPL
 Storage
 Cabinet
\$630



NAP-12-MPL
 Lateral File
\$1170



NAP-T1213-MPL
 NAP12/13
 Combo Top
\$250



NAP-14-MPL
 Keyboard Tray
\$90

Casegoods IN STOCK

All Napa items have achieved GREENGUARD Certification

Napa White

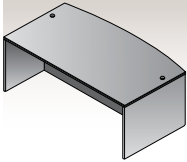
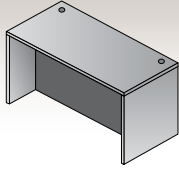
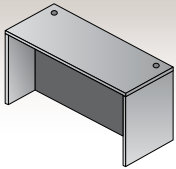

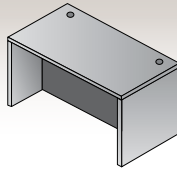
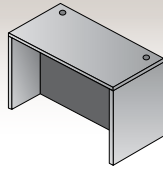
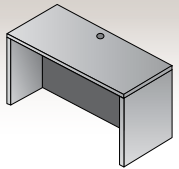


Napa White

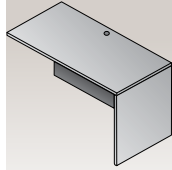
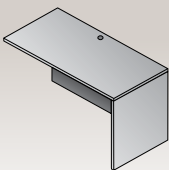
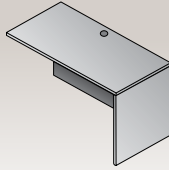
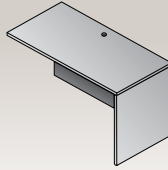
Introducing White on an extensive selection of casegoods from our best-selling Napa Series. Includes the same features, functions and specifications as other Napa colors - in a modern white laminate & 3mm impact-resistant edgebanding. Coordinates with our Systems, Ascend II height-adjustable, Training Table & Tuxedo Conference offerings.



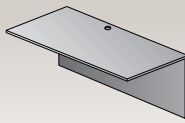
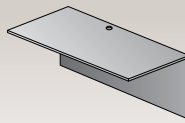
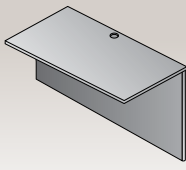
DESKS

						
NAP-89-WHT Bow Desk Shell 71"x41"x29" CU:7.31 WT:173 List Price: \$805	NAP-01-WHT Desk Shell 71"x36"x29" CU:6.36 WT:162 List Price: \$685	NAP-101-WHT Desk Shell 71"x30"x29" CU:5.3 WT:121.0 List Price: \$655	NAP-88 Glass Modesty Panel Fits NAP01, NAP87L, NAP87R, NAP89, NAP-101 69"x28"x1" CU:3.06 WT:56 Use: NAP85 & NAP 86 Pedestals List Price: \$325	NAP-02-WHT Desk Shell 66"x30"x29" CU:5.08 WT:136 List Price: \$560	NAP-03-WHT Desk Shell 60"x30"x29" CU:4.63 WT:128 List Price: \$535	NAP-21-WHT Desk Shell 48"x30"x29" CU:4.8 WT:110 List Price: \$515

RETURNS

			
NAP-45-WHT Return Shell 47"x23.5"x29" CU:3.81 WT:90 List Price: \$440	NAP-96-WHT Return Shell 42"x23.5"x29" CU:3.41 WT:79 List Price: \$415	NAP-46-WHT Return Shell 42"x20"x29" CU:3.42 WT:88 List Price: \$385 <i>**Use with NAP76 Ped</i>	NAP-92-WHT Return Shell 36"x23.5"x29" CU:2.95 WT:74 List Price: \$355

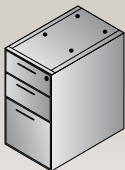
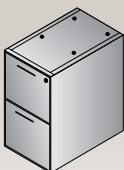

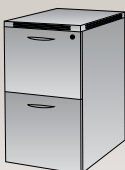
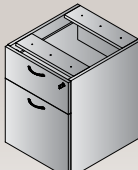
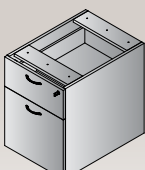
BRIDGES

		
NAP-70-WHT Bridge 47"x23.5"x29" CU:2.94 WT:71 List Price: \$355	NAP-98-WHT Bridge 42"x23.5"x29" CU:2.63 WT:63 List Price: \$325	NAP-93-WHT Bridge 35"x23.5"x29" CU:2.24 WT:56 List Price: \$295

CREDENZAS

				
NAP-43-WHT Credenza Shell 71"x24"x29" CU:4.97 WT:122 List Price: \$540	NAP-11-WHT Credenza Shell 66"x24"x29" CU:4.64 WT:112 List Price: \$505	NAP-SL2-WHT Support Leg (2-pack) 11"x28"H CU:0.8 WT:9.0 List Price: \$145	NAP-82L-WHT Left Corner Credenza 71"x36"x29" CU:6.36 WT:149 List Price: \$755	NAP-82R-WHT Right Corner Credenza 71"x36"x29" CU:6.36 WT:149 List Price: \$755

PEDESTALS

					
NAP-65-WHT BBF Ped 15.5"x22"x28" CU:7.41 WT:78 List Price: \$630 <i>Ships Assembled</i>	NAP-74-WHT FF Ped 15.5"x22"x28" CU:7.41 WT:74 List Price: \$630 <i>Ships Assembled</i>	NAP-85-WHT Mobile BBF Ped 14"x22"x27H" CU:6.78 WT:75 List Price: \$790 <i>Ships Assembled, except casters</i>	NAP-86-WHT Mobil FF Ped 14"x22"x27H" CU:6.78 WT:71 List Price: \$790 <i>Ships Assembled, except casters</i>	NAP-76-WHT Hanging Ped-20" Return 15.5"x18.5"x21" CU:4.85 WT:51 List Price: \$485 <i>Ships Assembled</i> Use with NAP46	NAP-80-WHT Hanging BF Ped 15.5"x22"x21" CU:5.73 WT:61 List Price: \$485 <i>Ships Assembled</i>

Casegoods IN STOCK

All Napa items have achieved GREENGUARD Certification

STORAGE & FILING

NAP-55-WHT 3-Shelf Bookcase 36"x14"x42" CU:4.45 WT:98 List Price: \$520	NAP-56-WHT 5-Shelf Bookcase 36"x14"x65" CU:6.83 WT:150 List Price: \$720	NAP-13-WHT Storage Cabinet 35.5"x22.25"x29" CU:5.02 WT:118 List Price: \$630	NAP-12-WHT Lateral File 36"x22"x29" CU:16.79 WT:150 List Price: \$1170 <i>Ships Assembled</i>	NAP-T1213-WHT NAP12/13 Combo Top 71"x22.5" CU:1.59 WT:49 List Price: \$250	NAP-152-WHT Storage Cabinet 22.5"x24"x65" CU:25.69 WT:179 List Price: \$1755 <i>Ships Assembled</i>	NAP-156-WHT 65"H Storage Cabinet with 5 Shelves 36"x22.5"x65" CU:10.3 WT:236 List Price: \$1795	NAPWHT-212DG 37"H Storage Cabinet w/Glass/Alum. Doors 36"x22"x37" CU:5.7 WT:155.4 Consists of: NAP-212H,2DG List Price: \$990

HUTCHES

NAPWHT-42 Overhead with Glass Doors 71"x15"x36" CU:6.5 WT:136 Consists of: NAP-44H,4DG List Price: \$900	NAPWHT-44 Overhead Storage 71"x15"x36" CU:5.98 WT:140 Consists of: NAP-44H,4DW List Price: \$815	NAPT B-3 Tackboard for NAP42/44 SON44, KEN42/44 65"x17.5" Black Fabric CU:1.12 WT:15 List Price: \$210	Tackboard Custom Fabric NAPT B_____ (Specify Fabric) Grade A \$270 Grade B \$305 Grade C \$340 Grade R \$375	NAP-39-WHT Custom Fabric Overhead Storage 66"x15"x36" CU:7.2 WT:126 List Price: \$700	NAP-53-WHT Open Hutch 36"x14"x36" CU:3.86 WT:82 List Price: \$420	NAPWHT-WM36DG Wall-Mount Overhead with Glass Doors 36"x15"x17" CU:2.2 WT:54 Consists of: NAPWM36H,NAPWMDG List Price: \$475	NAPWHT-WM48DG Wall-Mount Overhead with Glass Doors 48"x15"x17" CU:2.7 WT:72 Consists of: NAPWM48H,NAPWMDG List Price: \$580

CONFERENCE

NAP-35-WHT Conference Table 71"x35"x29" CU:6.67 WT:139 List Price: \$755	NAP-36-WHT Conference Table 95"x44"x29" CU:10.79 WT:190 List Price: \$1260	NAP-23-WHT RoundTable 47"Dia.x29"H CU:5.37 WT:109 List Price: \$745	NAP-27-WHT RoundTable 42"Dia.x29"H CU:4.3 WT:95 List Price: \$640

RECEPTION

NAP-122-WHT Reception Desk Shell 71"x35.75"/30"x41.5" CU:8.27 WT:207 List Price: \$930 48"W Reception <i>Desk available; see page 81</i>	NAP-123 Glass Floating Top Fits NAP122 71"x17.5"x0.5" CU:1.92 WT:79 List Price: \$515	NAP-125-WHT Reception Return Shell 42"x24"x41" CU:4.13 WT:100 List Price: \$470	NAP-121-WHT 48" Reception Desk Shell 48"x35.75"/30"x41.5" CU: 7.4 WT: 163 List Price: \$765	NAP-126 48"W Glass Top *Fits NAP121ESP 48"x17.5"x48" CU: 1.34 WT: 47 List Price: \$445

Napa Typicals in White

NAPWHT- TYP1	NAPWHT- TYP8	NAPWHT- TYP19
TYP2	TYP9	TYP29G
TYP3	TYP11	TYP205
TYP4	TYP12	TYP206
TYP5	TYP13	TYP207

Typicals shown on pages 68, 73 and 74.



**Multiposition
Desk Riser
DR3622-WH \$895**
36.25"W
26.5"D
6.75" - 16.5"H

6.78 cu.ft. 53 lbs.
Carton:
41L x 26W x 11H

Casegoods IN STOCK

All Napa items have achieved GREENGUARD Certification



Lodi combines open, contemporary appearance and modern quality details with space-saving, budget-saving solutions. The ¾ modesty panels provide easy access to wall outlets. Full-width cord-drop on all hutches for cord management. New 60" wide desk, credenza and open overhead for compact offices. New laminate frame/glass doors for Lodi/Napa 72" overheads. The new contemporary, clean-grain design Urban Walnut features an embossed wood-like finish. All Lodi laminates match Tuxedo, Napa, Multipurpose, Training & Height-Adjustable Table series.

Finish Key



DESKS

LOD-01-xxx Desk Shell 71"x35"x29" CU:4.28 WT:118 List Price: \$555	LOD-101-xxx Desk Shell 71"x30"x29" CU:3.64 WT:106 List Price: \$530	LOD-02-xxx Desk Shell 66"x30"x29" CU:3.39 WT:95 List Price: \$485	LOD-03-xxx Desk Shell 60"x30"x29" CU:3.09 WT:90 List Price: \$450	LOD-22-xxx Desk Shell 45"x24"x29" CU:2.37 WT:62 List Price: \$340

RETURNS

LOD-45-xxx Return Shell 48"x24"x29" CU:1.99 WT:55 List Price: \$330	LOD-46-xxx Return Shell 42"x20"x29" CU:1.5 WT:43 List Price: \$270

BRIDGES

LOD-70-xxx Bridge 48"x24"x29" CU:1.64 WT:43 List Price: \$250	LOD-71-CHY Bridge - Cherry 42"x20"x29" CU:1.24 WT:35 List Price: \$195

CREDENZAS

LOD-43-xxx Credenza Shell 71"x20"x29" CU:2.46 WT:75 List Price: \$385

STORAGE & FILING

LOD-13-xxx 2-Door Storage Cabinet 30"x20"x29" CU:3.32 WT:77 List Price: \$450	LOD-12-xxx Lateral File 30"x20"x29" CU:11.39 WT:109 List Price: \$945 <i>Ships Assembled</i>	LOD-55-xxx 2-Shelf Book- case 30"x12"x29" CU:1.8 WT:47 List Price: \$385	LOD-53-xxx Open Hutch 30"x12"x36" CU:1.8 WT:55.0 List Price: \$300

HUTCHES

LODxxx-41 Overhead with Wood/Glass Doors 71"x14"x36" CU:4.9 WT:118 Consists of: LOD-44H & NAP-4DC List Price: \$810	LODxxx-42 Overhead with Aluminum/Glass Doors 71"x14"x36" CU:5.1 WT:114 Consists of: LOD-44H & NAP-4DG List Price: \$830	LODxxx-44 Overhead with Wood Doors 71"x14"x36" CU:4.8 WT:119 Consists of: LOD-44H & NAP-4DW List Price: \$745

PEDESTAL

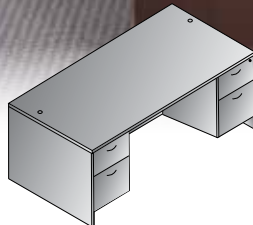
LOD-76-xxx Box File Hanging Pedestal 15.5"x17.75"x18" CU:4.13 WT:40 List Price: \$370 <i>Ships Assembled</i>

ACCESSORIES

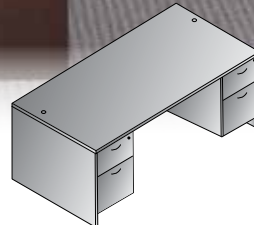
PM5311B Black PM5311W White Power Charger Clamp-Mount Includes: USB Type-C, USB Type-A & (3) A/C plugs Fits ½" - 1½" surfaces CU:0.22 WT:3 List Price: \$275	PM8311B Black PM8311W White Power Charger Undersurface Mount Includes: USB Type-C, USB Type-A & (3) A/C plugs CU:0.22 WT:3 List Price: \$275



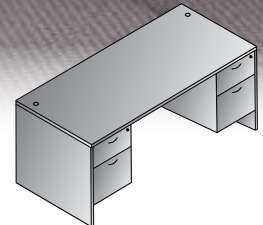
Finish Key
CHY - Cherry
ESP - Espresso
SGW - Slate Grey
URB - Urban Walnut



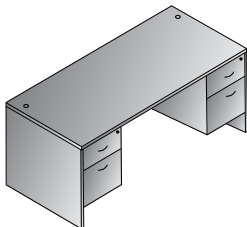
Double Pedestal Desk 71"x30"
LODxxx-TYP301
 10.8 cu. ft. 178.2 lbs.
 Consists of: LOD-101,76,76
\$1,270



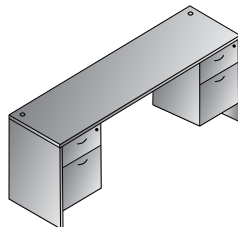
Double Pedestal Desk 71"x35"
LODxxx-TYP2
 11.2 cu. ft. 191.4 lbs.
 Consists of: LOD-01,76,76
\$1,295



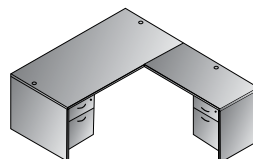
Double Pedestal Desk 66"x30"
LODxxx-TYP3
 10.3 cu. ft. 171.6 lbs.
 Consists of: LOD-02,76,76
\$1,225



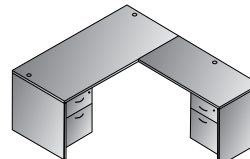
Double Pedestal Desk 60"x30"
LODxxx-TYP4
 10.0 cu. ft. 165 lbs.
 Consists of: LOD-03,76,76
\$1,190



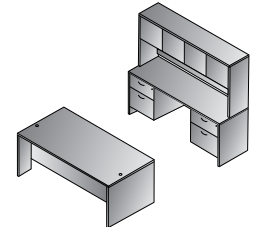
Double Pedestal Credenza
 71"x20"
LODxxx-TYP5
 9.4 cu. ft. 147.4 lbs.
 Consists of: LOD-43,76,76
\$1,125



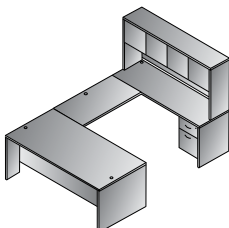
L-Shape Desk 71"x78"
LODxxx-TYP308
 12.4 cu. ft. 235.4 lbs.
 Consists of: LOD-101,76,45,76
\$1,600



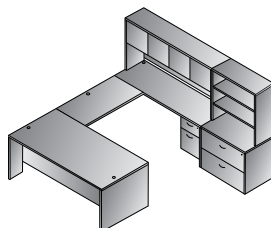
L-Shape 66"x78"
LODxxx-TYP9
 11.9 cu. ft. 228.8 lbs.
 Consists of: LOD-02,76,45,76
\$1,555



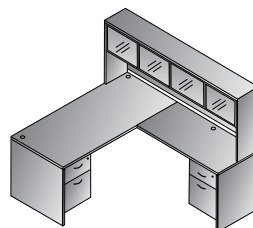
Executive Office
LODxxx-TYP311
 25.0 cu. ft. 444.6 lbs.
 Consists of: LOD-101,76,76,43,
 76,76,44
 LOD44 consists of: LOD-
 44H,NAP-4DW
\$3,140



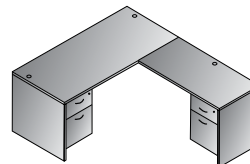
U Shape w/Hutch 71"x98"
LODxxx-TYP312
 19.6 cu. ft. 420.4 lbs.
 Consists of: LOD-101,76,70,43,76,44
 LOD44 consists of: LOD-44H,NAP-4DW
\$2,650



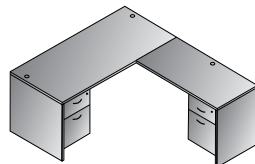
U Shape w/Hutch + Storage
 101"x98"
LODxxx-TYP313
 32.8 cu. ft. 578.8 lbs.
 Consists of: LOD-
 101,76,70,43,76,44,12,53
 LOD44 consists of: LOD-44H,NAP-4DW
\$3,895



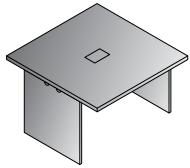
L-Shape w/Hutch 66"x72"
LODxxx-TYP31
 16.5 cu. ft. 338.8 lbs.
 Consists of: LOD-02,76,46,76,41
 LOD41 consists of: LOD-
 44H,NAP-4DC
\$2,305



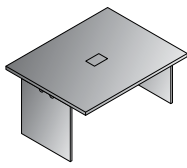
L-Shape 66"x72"
LODxxx-TYP32
 11.8 cu. ft. 217.8 lbs.
 Consists of: LOD-02,76,46,76
\$1,495



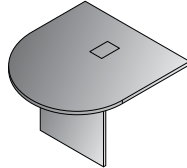
L-Shape 60"x72"
LODxxx-TYP34
 11.5 cu. ft. 211.2 lbs.
 Consists of: LOD-03,76,46,76
\$1,460



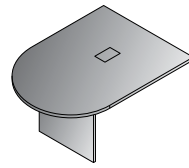
EXP-228-xxx
48"x48"
Table Component
47.2"x47.2"x29.1"
CU:5.04 WT:123
List Price: **\$800**



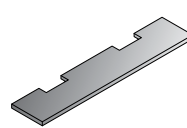
EXP-229-xxx
60"x48"
Table Component
59.1"x47.2"x29.1"
CU:5.39 WT:143
List Price: **\$900**



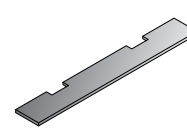
EXP-230-xxx
48"x48" Bullet Top
Component
47.2"x47.2"x29.1"
CU:4.34 WT:93
List Price: **\$775**



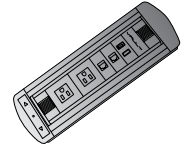
EXP-231-xxx
60"x48" Bullet Top
Component
59.1"x47.2"x29.1"
CU:5.39 WT:110
List Price: **\$850**



EXP-232-xxx
Stretcher for EXP230
2 qty.
55.1"x11.4"x1"
CU:0.48 WT:20
List Price: **\$160**



EXP-233-xxx
Stretcher for EXP231
2 qty.
78.7"x11.4"x1"
CU:0.92 WT:26
List Price: **\$205**



EXP-POW1
Power/Data/
HDMI Unit
5.25"x3"x1.25"
CU:0.4 WT:5.0
List Price: **\$895**



EXPCHY-TYP12R
Racetrack Table

EXP-POW1
Power Data/HDMI Unit

Configuration Guide



30' Racetrack Table
EXPxxx-TYP30R


\$5,300
34.5 cu.ft. 793.7 lbs.
Consists of:
(4) qty. EXP-229
(2) qty. EXP-231

28' Racetrack Table
EXPxxx-TYP28R

\$5,100
33.8 cu.ft. 754.0 lbs.
Consists of:
(2) qty. EXP-228
(2) qty. EXP-229
(2) qty. EXP-231

26' Racetrack Table
EXPxxx-TYP26R

\$4,900
33.1 cu.ft. 714.3 lbs.
Consists of:
(4) qty. EXP-228
(2) qty. EXP-231




24' Racetrack Table
EXPxxx-TYP24R

\$4,300
28.8 cu.ft. 630.5 lbs.
Consists of:
(1) qty. EXP-228
(2) qty. EXP-229
(2) qty. EXP-231

22' Racetrack Table
EXPxxx-TYP22R

\$4,100
28.1 cu.ft. 590.8 lbs.
Consists of:
(3) qty. EXP-228
(2) qty. EXP-231



20' Racetrack Table
EXPxxx-TYP20R

\$3,500
23.9 cu.ft. 507.1 lbs.
Consists of:
(2) qty. EXP-229
(2) qty. EXP-231

18' Racetrack Table
EXPxxx-TYP18R

\$3,350
19.2 cu.ft. 471.8 lbs.
Consists of:
(2) qty. EXP-229
(2) qty. EXP-230

16' Racetrack Table
EXPxxx-TYP16R

\$3,150
18.2 cu.ft. 343.9 lbs.
Consists of:
(2) qty. EXP-228
(2) qty. EXP-230

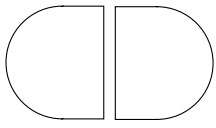


14' Racetrack Table
EXPxxx-TYP14R

\$2,500
18.2 cu.ft. 343.9 lbs.
Consists of:
(1) qty. EXP-228
(2) qty. EXP-231

12' Racetrack Table
EXPxxx-TYP12R

\$2,350
13.72 cu.ft. 308.6 lbs.
Consists of:
(1) qty. EXP-228
(2) qty. EXP-230



10' Racetrack Table
EXPxxx-TYP10R

\$1,905
14.2 cu.ft. 246.9 lbs.
Consists of:
(2) qty. EXP-231
(1) qty. EXP-233

8' Racetrack Table
EXPxxx-TYP8R

\$1,710
9.3 cu.ft. 205.0 lbs.
Consists of:
(2) qty. EXP-230
(1) qty. EXP-232

Finish Key

CHY - Cherry
ESP - Espresso

MAH - Mahogany
SGW - Slate Grey



EXPESP-TYP12R
Racetrack Table with 13-V88N1WA chairs



LWS362448-URB

Finish Key



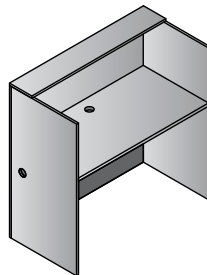
CHY - Cherry



ESP - Espresso

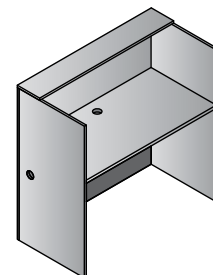


URB - Urban Walnut



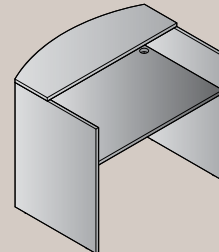
LWS362448-xxx
Laminate Workstation
35.75"x23.5"x48"
CU: 5.38 WT: 94
List Price: \$725

Available in:
ESP Espresso,
URB Urban Walnut



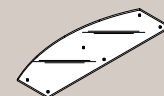
LWS482448-xxx
Laminate Workstation
47.25"x23.75"x48"
CU: 5.67 WT: 111
List Price: \$750

Available in:
CHY Cherry,
ESP Espresso,
URB Urban Walnut



NAP-121-xxx
48" Reception Desk Shell
48"x35.75"/30"x41.5"
CU: 7.4 WT: 163
List Price: \$765

Available in:
ESP Espresso
SGW Slate Grey
WHT White



NAP-126
48"W Glass Top
*Fits NAP121ESP
48"x17.5"x48"
CU: 1.34 WT: 47
List Price: \$445

LBC361230-xxx 2-Shelf Laminate Bookcase with 1" Thick Shelves



	Finish	List
Overall Max: 36W x 12D x 30H 1 Adjustable Shelf, 1 Bottom Shelf Carton Wt: 62 lbs. Cube: 2.78 Carton: 38L x 36W x 4H UPS: LTL	Cherry (CHY)	\$320
	Espresso (ESP)	
	Mahogany (MAH)	
	Slate Grey (SGW)	
	Urban Walnut (URB)	
	Maple (MPL)	
	White (WHT)	

LBC361248-xxx 3-Shelf Laminate Bookcase with 1" Thick Shelves



	Finish	List
Overall Max: 36W x 12D x 48H 2 Adjustable Shelves, 1 Bottom Shelf Carton Wt: 88 lbs. Cube: 3.81 Carton: 49L x 38W x 4H UPS: LTL	Cherry (CHY)	\$425
	Espresso (ESP)	
	Mahogany (MAH)	
	Slate Grey (SGW)	
	Urban Walnut (URB)	
	Maple (MPL)	
	White (WHT)	

LBC361260-xxx 4-Shelf Laminate Bookcase with 1" Thick Shelves



	Finish	List
Overall Max: 36W x 12D x 60H 2 Adjustable Shelves, 1 Fixed, 1 Bottom Shelf Carton Wt: 110 lbs. Cube: 4.73 Carton: 61L x 38W x 4H UPS: LTL	Cherry (CHY)	\$535
	Espresso (ESP)	
	Mahogany (MAH)	
	Slate Grey (SGW)	
	Urban Walnut (URB)	
	Maple (MPL)	
	White (WHT)	

LBC361272-xxx 5-Shelf Laminate Bookcase with 1" Thick Shelves




	Finish	List
Overall Max: 36W x 12D x 72H 3 Adjustable Shelves, 1 Fixed, 1 Bottom Shelf Carton Wt: 130 lbs. Cube: 5.59 Carton: 73L x 37W x 4H UPS: LTL	Cherry (CHY)	\$625
	Espresso (ESP)	
	Mahogany (MAH)	
	Slate Grey (SGW)	
	Urban Walnut (URB)	
	Maple (MPL)	
	White (WHT)	

LBC361284-xxx 6-Shelf Laminate Bookcase with 1" Thick Shelves



	Finish	List
Overall Max: 36W x 12D x 84H 4 Adjustable Shelves, 1 Fixed, 1 Bottom Shelf Carton Wt: 152 lbs. Cube: 6.52 Carton: 85L x 37W x 4H UPS: LTL	Cherry (CHY)	\$745
	Espresso (ESP)	
	Mahogany (MAH)	
	Slate Grey (SGW)	
	Urban Walnut (URB)	
	Maple (MPL)	
	White (WHT)	

LBCSHF-xxx Extra 1" Thick Shelf for 36Wx12D Laminate Bookcases



	Finish	List
Overall Max: 36W x 12D x 1H Carton Wt: 12 lbs. Cube: 0.56 Carton: 36L x 13W x 2H UPS: Yes	Cherry (CHY)	\$60
	Espresso (ESP)	
	Mahogany (MAH)	
	Slate Grey (SGW)	
	Urban Walnut (URB)	
	Maple (MPL)	
	White (WHT)	



CHY - Cherry
In Stock: NJ & CA



ESP - Espresso
In Stock: NJ & CA



MAH - Mahogany
In Stock: NJ & CA



URB - Urban Walnut
In Stock: NJ & CA



SGW - Slate Grey
In Stock: NJ & CA



MPL - Maple
NJ Only / 3 Sizes



WHT - White
NJ Only / 2 Sizes



ASCEND II

Sit-Stand • Height Adjustable • Active Working

Ascend II features top quality electric height adjustable workstations, coordinating with OSP systems, casegoods and table offering. Standard features include push-button height adjustment, 3-position programmable memory handset and anti-collision with sensitivity adjustment. Width-adjustable bases accommodate 48"-72" wide x 24" deep tops. Optional 30" deep feet. Simple assembly. Meets UL962 and ANSI/BIFMA.



Casegoods IN STOCK



A336078BS
Black Base
Slate Grey Top

Deluxe C-Leg Bases

Fast • Quiet • Width Adjustable

Base (without top)	Height Range	Load Capacity	High/Low Position
A2EB322	25.25"	220 lbs.	50" / 24.75"
A2EB333	25.5"	300 lbs.	50.25" / 24.75"
A2EB222	17.25"	175 lbs.	44.75" / 27.5"

47" Fixed Width Base (see page 90):

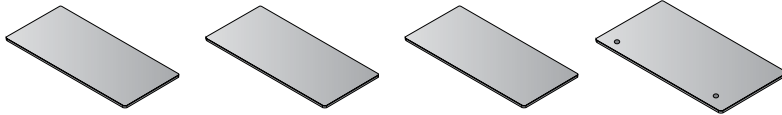
A2EB212	18.75"	160 lbs.	47.25" / 28.5"
---------	--------	----------	----------------

Also available, PWS tops on page 44.

⚙️ Bases are TAA Compliant



Tops



842T26-X
Table Top 72"x24"
CU: 1.9 WT: 44
List: **\$425**

842T25-x
Table Top 60"x24"
CU: 1.6 WT: 36
List: **\$375**

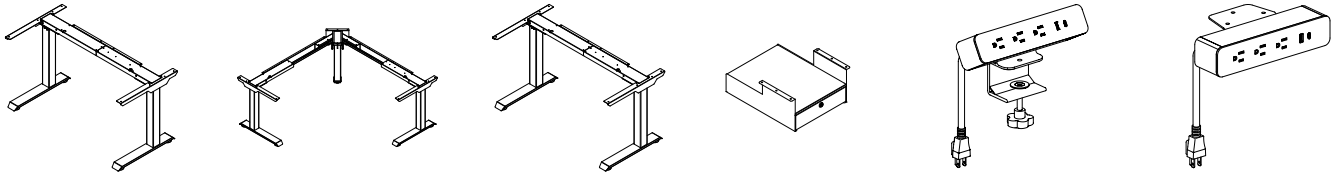
842T24-x
Table Top 48"x24"
CU: 1.3 WT: 28
List: **\$325**

842T3060-x
Table Top 60"x30"
CU: 2.5 WT: 50.7
List: **\$445**

TOP COLORS



Bases



A2EB322-xx
3-Stage/2-Leg
CU: 2.8 WT: 64
List: **\$1,550**

A2EB333-xx
3-Stage/3-Leg
CU: 2.9 WT: 94
List: **\$2,500**


A2EB222-x
2-Stage/2-Leg
CU: 2.8 WT: 59
List: **\$1,450**

A2PS-x
Personal Storage
15.5"W x 18"D x 7.5"H
CU: 1.49 WT: 34
List: **\$260**

PM5311B Black
PM5311W White
Power Charger
Clamp-Mount
Includes: USB Type-C,
USB Type-A & (3) A/C plugs
Fits ½" - 1½" surfaces
CU: 0.22 WT: 3
List: **\$275**

PM8311B Black
PM8311W White
Power Charger
Undersurface Mount
Includes: USB Type-C,
USB Type-A & (3) A/C plugs
CU: 0.22 WT: 3
List: **\$275**

BASE COLORS

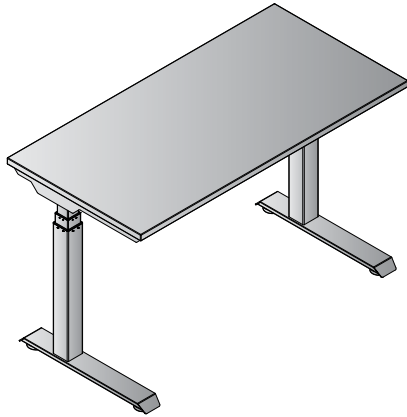


Monitor Arms

Gas-assist Monitor Arms with 3-point adjustment further individualize workplace ergonomics. Arms support 17"-30" monitors. Base includes dual USB 3.0 ports within easy reach.

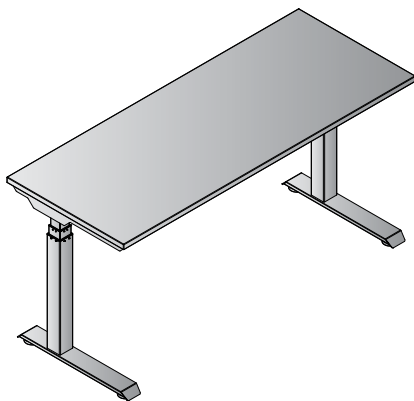
Model#	Description	List:
A2MAS1730	Single Monitor Arm with Dual USB 3.0 Ports	\$275
A2MAD1730	Double Monitor Arm with Dual USB 3.0 Ports	\$525





3-Stage 48" x 24" x 51-25.5"H
 Electric Height Adjustable Table
 CU: 4.1 (2 cartons) WT.: 92
List: \$1,875

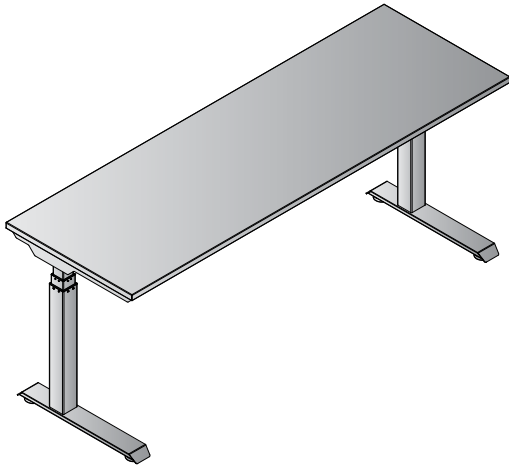
Typical#	List	Description	TOP	List	BASE	List
A322448SVC	\$1875	Cherry Top/Silver Base	842T24-C	\$325	A2EB322-SV	\$1550
A322448SVE	\$1875	Espresso Top/Silver Base	842T24-E	\$325	A2EB322-SV	\$1550
A322448SVG	\$1875	Grey Top/Silver Base	842T24-G	\$325	A2EB322-SV	\$1550
A322448SVM	\$1875	Mahogany Top/Silver Base	842T24-M	\$325	A2EB322-SV	\$1550
A322448SVP	\$1875	Maple Top/Silver Base	842T24-P	\$325	A2EB322-SV	\$1550
A322448SVS	\$1875	Slate Grey Top/Silver Base	842T24-S	\$325	A2EB322-SV	\$1550
A322448SVU	\$1875	Urban Walnut Top/Silver Base	842T24-U	\$325	A2EB322-SV	\$1550
A322448SW	\$1875	White Top/Silver Base	842T24-W	\$325	A2EB322-SV	\$1550
A322448WHC	\$1875	Cherry Top/White Base	842T24-C	\$325	A2EB322-WH	\$1550
A322448WHE	\$1875	Espresso Top/White Base	842T24-E	\$325	A2EB322-WH	\$1550
A322448WHG	\$1875	Grey Top/White Base	842T24-G	\$325	A2EB322-WH	\$1550
A322448WHM	\$1875	Mahogany Top/White Base	842T24-M	\$325	A2EB322-WH	\$1550
A322448WHP	\$1875	Maple Top/White Base	842T24-P	\$325	A2EB322-WH	\$1550
A322448WHS	\$1875	Slate Grey Top/White Base	842T24-S	\$325	A2EB322-WH	\$1550
A322448WHU	\$1875	Urban Walnut Top/White Base	842T24-U	\$325	A2EB322-WH	\$1550
A322448WHW	\$1875	White Top/White Base	842T24-W	\$325	A2EB322-WH	\$1550



3-Stage 60" x 24" x 51-25.5"H
 Electric Height Adjustable Table
 CU: 4.4 (2 cartons) WT.: 100
List: \$1,925

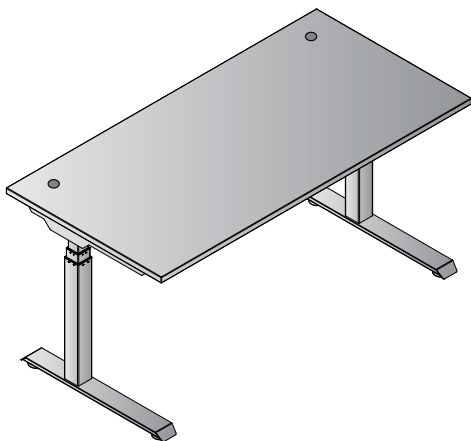
Typical#	List	Description	TOP	List	BASE	List
A322460SVC	\$1925	Cherry Top/Silver Base	842T25-C	\$375	A2EB322-SV	\$1550
A322460SVE	\$1925	Espresso Top/Silver Base	842T25-E	\$375	A2EB322-SV	\$1550
A322460SVG	\$1925	Grey Top/Silver Base	842T25-G	\$375	A2EB322-SV	\$1550
A322460SVM	\$1925	Mahogany Top/Silver Base	842T25-M	\$375	A2EB322-SV	\$1550
A322460SVP	\$1925	Maple Top/Silver Base	842T25-P	\$375	A2EB322-SV	\$1550
A322460SVS	\$1925	Slate Grey Top/Silver Base	842T25-S	\$375	A2EB322-SV	\$1550
A322460SVU	\$1925	Urban Walnut Top/Silver Base	842T25-U	\$375	A2EB322-SV	\$1550
A322460SW	\$1925	White Top/Silver Base	842T25-W	\$375	A2EB322-SV	\$1550
A322460WHC	\$1925	Cherry Top/White Base	842T25-C	\$375	A2EB322-WH	\$1550
A322460WHE	\$1925	Espresso Top/White Base	842T25-E	\$375	A2EB322-WH	\$1550
A322460WHG	\$1925	Grey Top/White Base	842T25-G	\$375	A2EB322-WH	\$1550
A322460WHM	\$1925	Mahogany Top/White Base	842T25-M	\$375	A2EB322-WH	\$1550
A322460WHP	\$1925	Maple Top/White Base	842T25-P	\$375	A2EB322-WH	\$1550
A322460WHS	\$1925	Slate Grey Top/White Base	842T25-S	\$375	A2EB322-WH	\$1550
A322460WHU	\$1925	Urban Walnut Top/White Base	842T25-U	\$375	A2EB322-WH	\$1550
A322460WHW	\$1925	White Top/White Base	842T25-W	\$375	A2EB322-WH	\$1550

Bases are TAA Compliant



3-Stage 72" x 24" x 51-25.5"H
 Electric Height Adjustable Table
 CU: 4.7 (2 cartons) WT.: 108
List: \$1,975

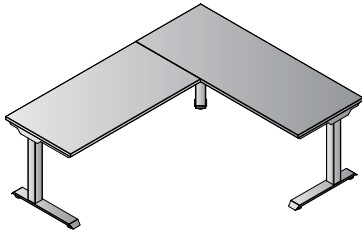
Typical#	List	Description	TOP	List	BASE	List
A322472SVC	\$1975	Cherry Top/Silver Base	842T26-C	\$425	A2EB322-SV	\$1550
A322472SVE	\$1975	Espresso Top/Silver Base	842T26-E	\$425	A2EB322-SV	\$1550
A322472SVG	\$1975	Grey Top/Silver Base	842T26-G	\$425	A2EB322-SV	\$1550
A322472SVM	\$1975	Mahogany Top/Silver Base	842T26-M	\$425	A2EB322-SV	\$1550
A322472SVP	\$1975	Maple Top/Silver Base	842T26-P	\$425	A2EB322-SV	\$1550
A322472SVS	\$1975	Slate Grey Top/Silver Base	842T26-S	\$425	A2EB322-SV	\$1550
A322472SVU	\$1975	Urban Walnut Top/Silver Base	842T26-U	\$425	A2EB322-SV	\$1550
A322472SWW	\$1975	White Top/Silver Base	842T26-W	\$425	A2EB322-SV	\$1550
A322472WHC	\$1975	Cherry Top/White Base	842T26-C	\$425	A2EB322-WH	\$1550
A322472WHE	\$1975	Espresso Top/White Base	842T26-E	\$425	A2EB322-WH	\$1550
A322472WHG	\$1975	Grey Top/White Base	842T26-G	\$425	A2EB322-WH	\$1550
A322472WHM	\$1975	Mahogany Top/White Base	842T26-M	\$425	A2EB322-WH	\$1550
A322472WHP	\$1975	Maple Top/White Base	842T26-P	\$425	A2EB322-WH	\$1550
A322472WHS	\$1975	Slate Grey Top/White Base	842T26-S	\$425	A2EB322-WH	\$1550
A322472WHU	\$1975	Urban Walnut Top/White Base	842T26-U	\$425	A2EB322-WH	\$1550
A322472WHW	\$1975	White Top/White Base	842T26-W	\$425	A2EB322-WH	\$1550



3-Stage 59" x 30" x 51-25.5"H
 Electric Height Adjustable Table
 CU: 5.57 (3 cartons) WT.: 126.7
List: \$1,995

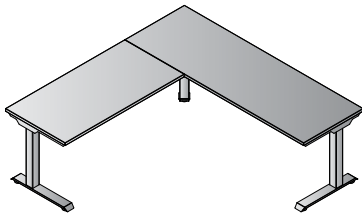
Typical#	List	Description	TOP	List	BASE	List
A323060SVC	\$1995	Cherry Top/Silver Base	842T3060-C	\$445	A2EB322-SV	\$1550
A323060SVE	\$1995	Espresso Top/Silver Base	842T3060-E	\$445	A2EB322-SV	\$1550
A323060SVG	\$1995	Grey Top/Silver Base	842T3060-G	\$445	A2EB322-SV	\$1550
A323060SVM	\$1995	Mahogany Top/Silver Base	842T3060-M	\$445	A2EB322-SV	\$1550
A323060SVP	\$1995	Maple Top/Silver Base	842T3060-P	\$445	A2EB322-SV	\$1550
A323060SVS	\$1995	Slate Grey Top/Silver Base	842T3060-S	\$445	A2EB322-SV	\$1550
A323060SVU	\$1995	Urban Walnut Top/Silver Base	842T3060-U	\$445	A2EB322-SV	\$1550
A323060SWW	\$1995	White Top/Silver Base	842T3060-W	\$445	A2EB322-SV	\$1550
A323060WHC	\$1995	Cherry Top/White Base	842T3060-C	\$445	A2EB322-WH	\$1550
A323060WHE	\$1995	Espresso Top/White Base	842T3060-E	\$445	A2EB322-WH	\$1550
A323060WHG	\$1995	Grey Top/White Base	842T3060-G	\$445	A2EB322-WH	\$1550
A323060WHM	\$1995	Mahogany Top/White Base	842T3060-M	\$445	A2EB322-WH	\$1550
A323060WHP	\$1995	Maple Top/White Base	842T3060-P	\$445	A2EB322-WH	\$1550
A323060WHS	\$1995	Slate Grey Top/White Base	842T3060-S	\$445	A2EB322-WH	\$1550
A323060WHU	\$1995	Urban Walnut Top/White Base	842T3060-U	\$445	A2EB322-WH	\$1550
A323060WHW	\$1995	White Top/White Base	842T3060-W	\$445	A2EB322-WH	\$1550

Bases are TAA Compliant



3-Stage
60" x 72" x 51-25.5"H
 Electric Height Adjustable L-Shape
 CU: 5.8 (3 cartons) WT.: 158
List: \$3,250

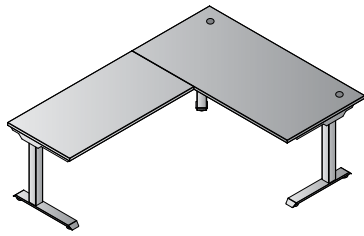
Typical#	List	Description	TOP	List	TOP	List	BASE	List
A336072SVC	\$3250	Cherry Top/Silver Base	842T25-C	\$375	842T24-C	\$325	A2EB333-SV	\$2550
A336072SVE	\$3250	Espresso Top/Silver Base	842T25-E	\$375	842T24-E	\$325	A2EB333-SV	\$2550
A336072SVG	\$3250	Grey Top/Silver Base	842T25-G	\$375	842T24-G	\$325	A2EB333-SV	\$2550
A336072SVM	\$3250	Mahogany Top/Silver Base	842T25-M	\$375	842T24-M	\$325	A2EB333-SV	\$2550
A336072SVP	\$3250	Maple Top/Silver Base	842T25-P	\$375	842T24-P	\$325	A2EB333-SV	\$2550
A336072SVS	\$3250	Slate Grey Top/Silver Base	842T25-S	\$375	842T24-S	\$325	A2EB333-SV	\$2550
A336072SVU	\$3250	Urban Walnut Top/Silver Base	842T25-U	\$375	842T24-U	\$325	A2EB333-SV	\$2550
A336072SWW	\$3250	White Top/Silver Base	842T25-W	\$375	842T24-W	\$325	A2EB333-SV	\$2550
A336072WHC	\$3250	Cherry Top/White Base	842T25-C	\$375	842T24-C	\$325	A2EB333-WH	\$2550
A336072WHE	\$3250	Espresso Top/White Base	842T25-E	\$375	842T24-E	\$325	A2EB333-WH	\$2550
A336072WHG	\$3250	Grey Top/White Base	842T25-G	\$375	842T24-G	\$325	A2EB333-WH	\$2550
A336072WHM	\$3250	Mahogany Top/White Base	842T25-M	\$375	842T24-M	\$325	A2EB333-WH	\$2550
A336072WHP	\$3250	Maple Top/White Base	842T25-P	\$375	842T24-P	\$325	A2EB333-WH	\$2550
A336072WHS	\$3250	Slate Grey Top/White Base	842T25-S	\$375	842T24-S	\$325	A2EB333-WH	\$2550
A336072WHU	\$3250	Urban Walnut Top/White Base	842T25-U	\$375	842T24-U	\$325	A2EB333-WH	\$2550
A336072WHW	\$3250	White Top/White Base	842T25-W	\$375	842T24-W	\$325	A2EB333-WH	\$2550



3-Stage
72" x 72" x 51-25.5"H
 Electric Height Adjustable L-Shape
 CU: 6.1 (3 cartons) WT.: 164
List: \$3,300

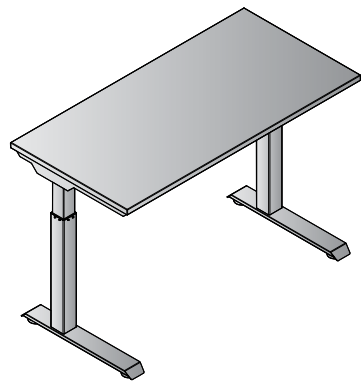
Typical#	List	Description	TOP	List	TOP	List	BASE	List
A337272SVC	\$3300	Cherry Top/Silver Base	842T26-C	\$425	842T24-C	\$325	A2EB333-SV	\$2550
A337272SVE	\$3300	Espresso Top/Silver Base	842T26-E	\$425	842T24-E	\$325	A2EB333-SV	\$2550
A337272SVG	\$3300	Grey Top/Silver Base	842T26-G	\$425	842T24-G	\$325	A2EB333-SV	\$2550
A337272SVM	\$3300	Mahogany Top/Silver Base	842T26-M	\$425	842T24-M	\$325	A2EB333-SV	\$2550
A337272SVP	\$3300	Maple Top/Silver Base	842T26-P	\$425	842T24-P	\$325	A2EB333-SV	\$2550
A337272SVS	\$3300	Slate Grey Top/Silver Base	842T26-S	\$425	842T24-S	\$325	A2EB333-SV	\$2550
A337272SVU	\$3300	Urban Walnut Top/Silver Base	842T26-U	\$425	842T24-U	\$325	A2EB333-SV	\$2550
A337272SWW	\$3300	White Top/Silver Base	842T26-W	\$425	842T24-W	\$325	A2EB333-SV	\$2550
A337272WHC	\$3300	Cherry Top/White Base	842T26-C	\$425	842T24-C	\$325	A2EB333-WH	\$2550
A337272WHE	\$3300	Espresso Top/White Base	842T26-E	\$425	842T24-E	\$325	A2EB333-WH	\$2550
A337272WHG	\$3300	Grey Top/White Base	842T26-G	\$425	842T24-G	\$325	A2EB333-WH	\$2550
A337272WHM	\$3300	Mahogany Top/White Base	842T26-M	\$425	842T24-M	\$325	A2EB333-WH	\$2550
A337272WHP	\$3300	Maple Top/White Base	842T26-P	\$425	842T24-P	\$325	A2EB333-WH	\$2550
A337272WHS	\$3300	Slate Grey Top/White Base	842T26-S	\$425	842T24-S	\$325	A2EB333-WH	\$2550
A337272WHU	\$3300	Urban Walnut Top/White Base	842T26-U	\$425	842T24-U	\$325	A2EB333-WH	\$2550
A337272WHW	\$3300	White Top/White Base	842T26-W	\$425	842T24-W	\$325	A2EB333-WH	\$2550

⚙️ Bases are TAA Compliant



3-Stage
59" x 77.25" x 51-25.5"H
 Electric Height Adjustable L-Shape
 CU: 6.97 (4 cartons) WT.: 184.7
List: \$3,350

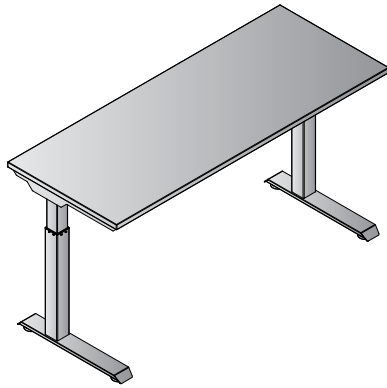
Typical#	List	Description	TOP	List	TOP	List	BASE	List
A336078SVC	\$3350	Cherry Top/Silver Base	842T3060-C	\$475	842T24-C	\$325	A2EB333-SV	\$2550
A336078SVE	\$3350	Espresso Top/Silver Base	842T3060-E	\$475	842T24-E	\$325	A2EB333-SV	\$2550
A336078SVG	\$3350	Grey Top/Silver Base	842T3060-G	\$475	842T24-G	\$325	A2EB333-SV	\$2550
A336078SVM	\$3350	Mahogany Top/Silver Base	842T3060-M	\$475	842T24-M	\$325	A2EB333-SV	\$2550
A336078SVP	\$3350	Maple Top/Silver Base	842T3060-P	\$475	842T24-P	\$325	A2EB333-SV	\$2550
A336078SVS	\$3350	Slate Grey Top/Silver Base	842T3060-S	\$475	842T24-S	\$325	A2EB333-SV	\$2550
A336078SVU	\$3350	Urban Walnut Top/Silver Base	842T3060-U	\$475	842T24-U	\$325	A2EB333-SV	\$2550
A336078SWW	\$3350	White Top/Silver Base	842T3060-W	\$475	842T24-W	\$325	A2EB333-SV	\$2550
A336078WHC	\$3350	Cherry Top/White Base	842T3060-C	\$475	842T24-C	\$325	A2EB333-WH	\$2550
A336078WHE	\$3350	Espresso Top/White Base	842T3060-E	\$475	842T24-E	\$325	A2EB333-WH	\$2550
A336078WHG	\$3350	Grey Top/White Base	842T3060-G	\$475	842T24-G	\$325	A2EB333-WH	\$2550
A336078WHM	\$3350	Mahogany Top/White Base	842T3060-M	\$475	842T24-M	\$325	A2EB333-WH	\$2550
A336078WHP	\$3350	Maple Top/White Base	842T3060-P	\$475	842T24-P	\$325	A2EB333-WH	\$2550
A336078WHS	\$3350	Slate Grey Top/White Base	842T3060-S	\$475	842T24-S	\$325	A2EB333-WH	\$2550
A336078WHU	\$3350	Urban Walnut Top/White Base	842T3060-U	\$475	842T24-U	\$325	A2EB333-WH	\$2550
A336078WHW	\$3350	White Top/White Base	842T3060-W	\$475	842T24-W	\$325	A2EB333-WH	\$2550



2-Stage
48" x 24" x 45.5-28.25"H
 Electric Height Adjustable Table
 CU: 4.1 (2 cartons) WT.: 87
List: \$1,775

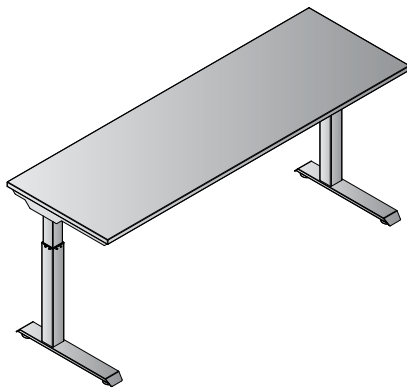
Typical#	List	Description	TOP	List	BASE	List
A222448SVC	\$1775	Cherry Top/Silver Base	842T24-C	\$325	A2EB222-SV	\$1450
A222448SVE	\$1775	Espresso Top/Silver Base	842T24-E	\$325	A2EB222-SV	\$1450
A222448SVG	\$1775	Grey Top/Silver Base	842T24-G	\$325	A2EB222-SV	\$1450
A222448SVM	\$1775	Mahogany Top/Silver Base	842T24-M	\$325	A2EB222-SV	\$1450
A222448SVP	\$1775	Maple Top/Silver Base	842T24-P	\$325	A2EB222-SV	\$1450
A222448SVS	\$1775	Slate Grey Top/Silver Base	842T24-S	\$325	A2EB222-SV	\$1450
A222448SVU	\$1775	Urban Walnut Top/Silver Base	842T24-U	\$325	A2EB222-SV	\$1450
A222448SWW	\$1775	White Top/Silver Base	842T24-W	\$325	A2EB222-SV	\$1450
A222448WHC	\$1775	Cherry Top/White Base	842T24-C	\$325	A2EB222-WH	\$1450
A222448WHE	\$1775	Espresso Top/White Base	842T24-E	\$325	A2EB222-WH	\$1450
A222448WHG	\$1775	Grey Top/White Base	842T24-G	\$325	A2EB222-WH	\$1450
A222448WHM	\$1775	Mahogany Top/White Base	842T24-M	\$325	A2EB222-WH	\$1450
A222448WHP	\$1775	Maple Top/White Base	842T24-P	\$325	A2EB222-WH	\$1450
A222448WHS	\$1775	Slate Grey Top/White Base	842T24-S	\$325	A2EB222-WH	\$1450
A222448WHU	\$1775	Urban Walnut Top/White Base	842T24-U	\$325	A2EB222-WH	\$1450
A222448WHW	\$1775	White Top/White Base	842T24-W	\$325	A2EB222-WH	\$1450

Ascend II - Electric Height Adjustable Tables



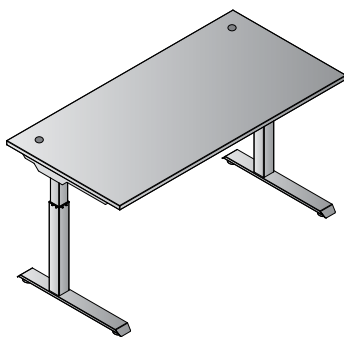
2-Stage 60" x 24" x 45.5-28.25"H
 Electric Height Adjustable Table
 CU: 4.4 (2 cartons) WT.: 95
List: \$1,825

Typical#	List	Description	TOP	List	BASE	List
A222460SVC	\$1825	Cherry Top/Silver Base	842T25-C	\$375	A2EB222-SV	\$1450
A222460SVE	\$1825	Espresso Top/Silver Base	842T25-E	\$375	A2EB222-SV	\$1450
A222460SVG	\$1825	Grey Top/Silver Base	842T25-G	\$375	A2EB222-SV	\$1450
A222460SVM	\$1825	Mahogany Top/Silver Base	842T25-M	\$375	A2EB222-SV	\$1450
A222460SVP	\$1825	Maple Top/Silver Base	842T25-P	\$375	A2EB222-SV	\$1450
A222460SVS	\$1825	Slate Grey Top/Silver Base	842T25-S	\$375	A2EB222-SV	\$1450
A222460SVU	\$1825	Urban Walnut Top/Silver Base	842T25-U	\$375	A2EB222-SV	\$1450
A222460SVW	\$1825	White Top/Silver Base	842T25-W	\$375	A2EB222-SV	\$1450
A222460WHC	\$1825	Cherry Top/White Base	842T25-C	\$375	A2EB222-WH	\$1450
A222460WHE	\$1825	Espresso Top/White Base	842T25-E	\$375	A2EB222-WH	\$1450
A222460WHG	\$1825	Grey Top/White Base	842T25-G	\$375	A2EB222-WH	\$1450
A222460WHM	\$1825	Mahogany Top/White Base	842T25-M	\$375	A2EB222-WH	\$1450
A222460WHP	\$1825	Maple Top/White Base	842T25-P	\$375	A2EB222-WH	\$1450
A222460WHS	\$1825	Slate Grey Top/White Base	842T25-S	\$375	A2EB222-WH	\$1450
A222460WHU	\$1825	Urban Walnut Top/White Base	842T25-U	\$375	A2EB222-WH	\$1450
A222460WHW	\$1825	White Top/White Base	842T25-W	\$375	A2EB222-WH	\$1450



2-Stage 72" x 24" x 45.5-28.25"H
 Electric Height Adjustable Table
 CU: 4.7 (2 cartons) WT.: 103
List: \$1,875

Typical#	List	Description	TOP	List	BASE	List
A222472SVC	\$1875	Cherry Top/Silver Base	842T26-C	\$425	A2EB222-SV	\$1450
A222472SVE	\$1875	Espresso Top/Silver Base	842T26-E	\$425	A2EB222-SV	\$1450
A222472SVG	\$1875	Grey Top/Silver Base	842T26-G	\$425	A2EB222-SV	\$1450
A222472SVM	\$1875	Mahogany Top/Silver Base	842T26-M	\$425	A2EB222-SV	\$1450
A222472SVP	\$1875	Maple Top/Silver Base	842T26-P	\$425	A2EB222-SV	\$1450
A222472SVS	\$1875	Slate Grey Top/Silver Base	842T26-S	\$425	A2EB222-SV	\$1450
A222472SVU	\$1875	Urban Walnut Top/Silver Base	842T26-U	\$425	A2EB222-SV	\$1450
A222472SVW	\$1875	White Top/Silver Base	842T26-W	\$425	A2EB222-SV	\$1450
A222472WHC	\$1875	Cherry Top/White Base	842T26-C	\$425	A2EB222-WH	\$1450
A222472WHE	\$1875	Espresso Top/White Base	842T26-E	\$425	A2EB222-WH	\$1450
A222472WHG	\$1875	Grey Top/White Base	842T26-G	\$425	A2EB222-WH	\$1450
A222472WHM	\$1875	Mahogany Top/White Base	842T26-M	\$425	A2EB222-WH	\$1450
A222472WHP	\$1875	Maple Top/White Base	842T26-P	\$425	A2EB222-WH	\$1450
A222472WHS	\$1875	Slate Grey Top/White Base	842T26-S	\$425	A2EB222-WH	\$1450
A222472WHU	\$1875	Urban Walnut Top/White Base	842T26-U	\$425	A2EB222-WH	\$1450
A222472WHW	\$1875	White Top/White Base	842T26-W	\$425	A2EB222-WH	\$1450



2-Stage 59" x 30" x 45.5-28.25"H
 Electric Height Adjustable Table
 CU: 5.57 (3 cartons) WT.: 121.7
List: \$1,895

Typical#	List	Description	TOP	List	BASE	List
A223060SVC	\$1895	Cherry Top/Silver Base	842T3060-C	\$445	A2EB222-SV	\$1450
A223060SVE	\$1895	Espresso Top/Silver Base	842T3060-E	\$445	A2EB222-SV	\$1450
A223060SVG	\$1895	Grey Top/Silver Base	842T3060-G	\$445	A2EB222-SV	\$1450
A223060SVM	\$1895	Mahogany Top/Silver Base	842T3060-M	\$445	A2EB222-SV	\$1450
A223060SVP	\$1895	Maple Top/Silver Base	842T3060-P	\$445	A2EB222-SV	\$1450
A223060SVS	\$1895	Slate Grey Top/Silver Base	842T3060-S	\$445	A2EB222-SV	\$1450
A223060SVU	\$1895	Urban Walnut Top/Silver Base	842T3060-U	\$445	A2EB222-SV	\$1450
A223060SVW	\$1895	White Top/Silver Base	842T3060-W	\$445	A2EB222-SV	\$1450
A223060WHC	\$1895	Cherry Top/White Base	842T3060-C	\$445	A2EB222-WH	\$1450
A223060WHE	\$1895	Espresso Top/White Base	842T3060-E	\$445	A2EB222-WH	\$1450
A223060WHG	\$1895	Grey Top/White Base	842T3060-G	\$445	A2EB222-WH	\$1450
A223060WHM	\$1895	Mahogany Top/White Base	842T3060-M	\$445	A2EB222-WH	\$1450
A223060WHP	\$1895	Maple Top/White Base	842T3060-P	\$445	A2EB222-WH	\$1450
A223060WHS	\$1895	Slate Grey Top/White Base	842T3060-S	\$445	A2EB222-WH	\$1450
A223060WHU	\$1895	Urban Walnut Top/White Base	842T3060-U	\$445	A2EB222-WH	\$1450
A223060WHW	\$1895	White Top/White Base	842T3060-W	\$445	A2EB222-WH	\$1450

⚙️ Bases are TAA Compliant

Casegoods IN STOCK

Single-Motor Height Adjustable Base



A2EB212-x

Fixed-Width
47"W x 23.5"D

Height Adjustment Range: 19"
Hi / Low Positions (Base):
47" / 28"
With 842T24 Top: 48" / 29"
Load Capacity (Base): 160 lbs.



Additional Features:

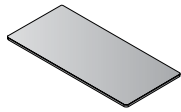
Memory Control • 4 Programmable Presets • Anti-Collision
UL Certified Components • Meets BIFMA Testing Standards

TOP

TOP COLORS

BASE

BASE COLORS



842T24-x
Table Top 48"x24"
CU:1.3 WT:28
List: **\$325**



Cherry
(C)



Espresso
(E)



Grey
(G)



Mahogany
(M)




Maple
(P)



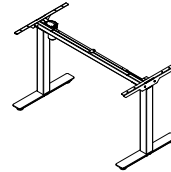
Slate Grey
(S)



Urban Walnut
(U)



White
(W)



A2EB212-x
48" Wide
Single-Motor Base
CU:6.2 WT:71
List: **\$1,150**

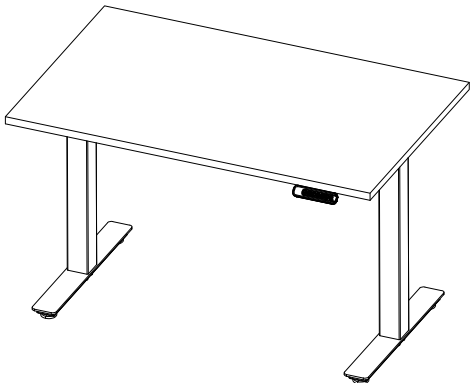


Grey (GR)



Black (B)

Typicals



Single Motor
48" x 24" x 48-29"H
Electric Height Adjustable Table
CU: 7.5 WT.: 99
List: **\$1,475**

Typical#	List	Description	TOP	List	BASE	List
A212448BC	\$1475	Cherry Top/Black Base	842T24-C	\$325	A2EB212-B	\$1150
A212448BE	\$1475	Espresso Top/Black Base	842T24-E	\$325	A2EB212-B	\$1150
A212448BG	\$1475	Grey Top/Black Base	842T24-G	\$325	A2EB212-B	\$1150
A212448BM	\$1475	Mahogany Top/Black Base	842T24-M	\$325	A2EB212-B	\$1150
A212448BP	\$1475	Maple Top/Black Base	842T24-P	\$325	A2EB212-B	\$1150
A212448BS	\$1475	Slate Grey Top/Black Base	842T24-S	\$325	A2EB212-B	\$1150
A212448BU	\$1475	Urban Walnut Top/Black Base	842T24-U	\$325	A2EB212-B	\$1150
A212448BW	\$1475	White Top/Black Base	842T24-W	\$325	A2EB212-B	\$1150
A212448GRC	\$1475	Cherry Top/Grey Base	842T24-C	\$325	A2EB212-GR	\$1150
A212448GRE	\$1475	Espresso Top/Grey Base	842T24-E	\$325	A2EB212-GR	\$1150
A212448GRG	\$1475	Grey Top/Grey Base	842T24-G	\$325	A2EB212-GR	\$1150
A212448GRM	\$1475	Mahogany Top/Grey Base	842T24-M	\$325	A2EB212-GR	\$1150
A212448GRP	\$1475	Maple Top/Grey Base	842T24-P	\$325	A2EB212-GR	\$1150
A212448GRS	\$1475	Slate Grey Top/Grey Base	842T24-S	\$325	A2EB212-GR	\$1150
A212448GRU	\$1475	Urban Walnut Top/Grey Base	842T24-U	\$325	A2EB212-GR	\$1150
A212448GRW	\$1475	White Top/Grey Base	842T24-W	\$325	A2EB212-GR	\$1150



Shown: HB6025-3 Base with 842T25-C




Urban Walnut (U)




Slate Grey (S)




Cherry (C)



Espresso (E)



Black (3)



Grey (G)



Mahogany (M)



Titanium (7)



Maple (P)



White (W)



White (1)

TOP COLORS

BASE COLORS

⚙️ Bases are TAA Compliant



13" Height Adjustment

PHAT Pneumatic Height Adjustable Tables

Sit & stand throughout your workday to keep your body and mind in motion. New PHAT Table (Pneumatic Height Adjustable Tables) workspaces adjust from 30.25" to 43.25", a 13" range, with a single lever. Included black locking casters provide more on-the-go capability. Heavyweight bases include dual-pneumatic power and driveshaft-synchronized operation. Fully enclosed center channel conceals components. Tops and Bases sold, packed and shipped individually.



White Top/White Base

48" x 24" Pneumatic Height Adjustable Table with Black Locking Casters

CU: 3.1 (2 cartons) WT.: 95

List: \$1,275

⚙️ Bases are TAA Compliant

Typical#	Description	TOP	List	BASE	List
PHAT2448C1	Cherry Top/White Base	842T24-C	\$325	HB6024-1	\$950
PHAT2448E1	Espresso Top/White Base	842T24-E	\$325	HB6024-1	\$950
PHAT2448G1	Grey Top/White Base	842T24-G	\$325	HB6024-1	\$950
PHAT2448M1	Mahogany Top/White Base	842T24-M	\$325	HB6024-1	\$950
PHAT2448P1	Maple Top/White Base	842T24-P	\$325	HB6024-1	\$950
PHAT2448S1	Slate Grey Top/White Base	842T24-S	\$325	HB6024-1	\$950
PHAT2448U1	Urban Walnut Top/White Base	842T24-U	\$325	HB6024-1	\$950
PHAT2448W1	White Top/White Base	842T24-W	\$325	HB6024-1	\$950
PHAT2448C3	Cherry Top/Black Base	842T24-C	\$325	HB6024-3	\$950
PHAT2448E3	Espresso Top/Black Base	842T24-E	\$325	HB6024-3	\$950
PHAT2448G3	Grey Top/Black Base	842T24-G	\$325	HB6024-3	\$950
PHAT2448M3	Mahogany Top/Black Base	842T24-M	\$325	HB6024-3	\$950
PHAT2448P3	Maple Top/Black Base	842T24-P	\$325	HB6024-3	\$950
PHAT2448S3	Slate Grey Top/Black Base	842T24-S	\$325	HB6024-3	\$950
PHAT2448U3	Urban Walnut Top/Black Base	842T24-U	\$325	HB6024-3	\$950
PHAT2448W3	White Top/Black Base	842T24-W	\$325	HB6024-3	\$950
PHAT2448C7	Cherry Top/Titanium Base	842T24-C	\$325	HB6024-7	\$950
PHAT2448E7	Espresso Top/Titanium Base	842T24-E	\$325	HB6024-7	\$950
PHAT2448G7	Grey Top/Titanium Base	842T24-G	\$325	HB6024-7	\$950
PHAT2448M7	Mahogany Top/Titanium Base	842T24-M	\$325	HB6024-7	\$950
PHAT2448P7	Maple Top/Titanium Base	842T24-P	\$325	HB6024-7	\$950
PHAT2448S7	Slate Grey Top/Titanium Base	842T24-S	\$325	HB6024-7	\$950
PHAT2448U7	Urban Walnut Top/Titanium Base	842T24-U	\$325	HB6024-7	\$950
PHAT2448W7	White Top/Titanium Base	842T24-W	\$325	HB6024-7	\$950

CU: 1.3 WT: 30 CU: 1.8 WT: 65



Cherry Top/Titanium Base

60" x 24" Pneumatic Height Adjustable Table with Black Locking Casters

CU: 3.8 (2 cartons) WT.: 107

List: \$1,375

⚙️ Bases are TAA Compliant

PHAT2460C1	Cherry Top/White Base	842T25-C	\$375	HB6025-1	\$1000
PHAT2460E1	Espresso Top/White Base	842T25-E	\$375	HB6025-1	\$1000
PHAT2460G1	Grey Top/White Base	842T25-G	\$375	HB6025-1	\$1000
PHAT2460M1	Mahogany Top/White Base	842T25-M	\$375	HB6025-1	\$1000
PHAT2460P1	Maple Top/White Base	842T25-P	\$375	HB6025-1	\$1000
PHAT2460S1	Slate Grey Top/White Base	842T25-S	\$375	HB6025-1	\$1000
PHAT2460U1	Urban Walnut Top/White Base	842T25-U	\$375	HB6025-1	\$1000
PHAT2460W1	White Top/White Base	842T25-W	\$375	HB6025-1	\$1000
PHAT2460C3	Cherry Top/Black Base	842T25-C	\$375	HB6025-3	\$1000
PHAT2460E3	Espresso Top/Black Base	842T25-E	\$375	HB6025-3	\$1000
PHAT2460G3	Grey Top/Black Base	842T25-G	\$375	HB6025-3	\$1000
PHAT2460M3	Mahogany Top/Black Base	842T25-M	\$375	HB6025-3	\$1000
PHAT2460P3	Maple Top/Black Base	842T25-P	\$375	HB6025-3	\$1000
PHAT2460S3	Slate Grey Top/Black Base	842T25-S	\$375	HB6025-3	\$1000
PHAT2460U3	Urban Walnut Top/Black Base	842T25-U	\$375	HB6025-3	\$1000
PHAT2460W3	White Top/Black Base	842T25-W	\$375	HB6025-3	\$1000
PHAT2460C7	Cherry Top/Titanium Base	842T25-C	\$375	HB6025-7	\$1000
PHAT2460E7	Espresso Top/Titanium Base	842T25-E	\$375	HB6025-7	\$1000
PHAT2460G7	Grey Top/Titanium Base	842T25-G	\$375	HB6025-7	\$1000
PHAT2460M7	Mahogany Top/Titanium Base	842T25-M	\$375	HB6025-7	\$1000
PHAT2460P7	Maple Top/Titanium Base	842T25-P	\$375	HB6025-7	\$1000
PHAT2460S7	Slate Grey Top/Titanium Base	842T25-S	\$375	HB6025-7	\$1000
PHAT2460U7	Urban Walnut Top/Titanium Base	842T25-U	\$375	HB6025-7	\$1000
PHAT2460W7	White Top/Titanium Base	842T25-W	\$375	HB6025-7	\$1000

CU: 1.6 WT: 37 CU: 2.2 WT: 70

PHAT Tables: Pneumatic Height Adjustable Tables



Maple Top/Black Base

Typical#	Description	TOP	List	BASE	List
PHAT2472C1	\$1460 Cherry Top/White Base	842T26-C	\$425	HB6026-1	\$1035
PHAT2472E1	\$1460 Espresso Top/White Base	842T26-E	\$425	HB6026-1	\$1035
PHAT2472G1	\$1460 Grey Top/White Base	842T26-G	\$425	HB6026-1	\$1035
PHAT2472M1	\$1460 Mahogany Top/White Base	842T26-M	\$425	HB6026-1	\$1035
PHAT2472P1	\$1460 Maple Top/White Base	842T26-P	\$425	HB6026-1	\$1035
PHAT2472S1	\$1460 Slate Grey Top/White Base	842T26-S	\$425	HB6026-1	\$1035
PHAT2472U1	\$1460 Urban Walnut Top/White Base	842T26-U	\$425	HB6026-1	\$1035
PHAT2472W1	\$1460 White Top/White Base	842T26-W	\$425	HB6026-1	\$1035
PHAT2472C3	\$1460 Cherry Top/Black Base	842T26-C	\$425	HB6026-3	\$1035
PHAT2472E3	\$1460 Espresso Top/Black Base	842T26-E	\$425	HB6026-3	\$1035
PHAT2472G3	\$1460 Grey Top/Black Base	842T26-G	\$425	HB6026-3	\$1035
PHAT2472M3	\$1460 Mahogany Top/Black Base	842T26-M	\$425	HB6026-3	\$1035
PHAT2472P3	\$1460 Maple Top/Black Base	842T26-P	\$425	HB6026-3	\$1035
PHAT2472S3	\$1460 Slate Grey Top/Black Base	842T26-S	\$425	HB6026-3	\$1035
PHAT2472U3	\$1460 Urban Walnut Top/Black Base	842T26-U	\$425	HB6026-3	\$1035
PHAT2472W3	\$1460 White Top/Black Base	842T26-W	\$425	HB6026-3	\$1035
PHAT2472C7	\$1460 Cherry Top/Titanium Base	842T26-C	\$425	HB6026-7	\$1035
PHAT2472E7	\$1460 Espresso Top/Titanium Base	842T26-E	\$425	HB6026-7	\$1035
PHAT2472G7	\$1460 Grey Top/Titanium Base	842T26-G	\$425	HB6026-7	\$1035
PHAT2472M7	\$1460 Mahogany Top/Titanium Base	842T26-M	\$425	HB6026-7	\$1035
PHAT2472P7	\$1460 Maple Top/Titanium Base	842T26-P	\$425	HB6026-7	\$1035
PHAT2472S7	\$1460 Slate Grey Top/Titanium Base	842T26-S	\$425	HB6026-7	\$1035
PHAT2472U7	\$1460 Urban Walnut Top/Titanium Base	842T26-U	\$425	HB6026-7	\$1035
PHAT2472W7	\$1460 White Top/Titanium Base	842T26-W	\$425	HB6026-7	\$1035

72" x 24" Pneumatic Height Adjustable Table with Black Locking Casters
 CU: 4.6 (2 cartons) WT.: 118
List: \$1,460

⚙ Bases are TAA Compliant

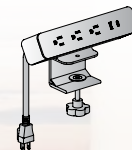
CU: 1.9 WT: 44 CU: 2.7 WT: 74



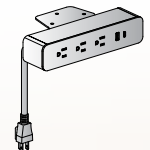
White Top/White Base

Grey Top/Titanium Base

Cherry Top/Titanium Base



PM5311B Black
PM5311W White
Power Charger
Clamp-Mount
 Includes: USB Type-C,
 USB Type-A & (3) A/C plugs
 Fits 1/2" - 1 1/2" surfaces
 CU:0.22 WT:3
List Price: \$275



PM8311B Black
PM8311W White
Power Charger
Undersurface Mount
 Includes: USB Type-C,
 USB Type-A & (3) A/C plugs
 CU:0.22 WT:3
List Price: \$275



Maple Top/Black Base



HB4GLIDE
Floor Glides (set of 4)
 Carton Wt: 1 Cube: 0.195
 Designed For: PHAT & HAT Tables
List Price: \$30 (set of 4)

Folding/Nesting Training Tables



Folding. Nesting. Mobile.

Flip-Top Training Tables allow quick setup and change of table configurations to address any event. Easily convert from training to classroom to conference room configuration. Tables also fold/nest for space savings when not in use.



One-touch flip mechanism can be activated from either end of the table. Top locks into position when upright or horizontal.

All-steel frames feature modesty panel and full-length top support. Each includes (4) oversize locking casters designed for use on all floors.

Tops are 1" thick laminate with smooth, impact-resistant PVC edges. Underside includes metal inserts for included ganging clips.

Comprehensive selection of folding/nesting chairs available.

Ganging Feature

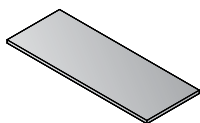


Easy-to-reach, easy-to-secure Ganging Clips are included with each base. Thin-profile design is barely visible when installed. Located near table edges/corners for ease of use.

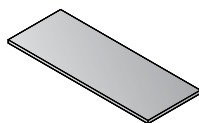
All Traing Tables have achieved GREENGUARD Certification



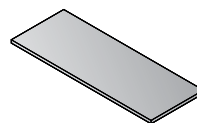
18" D Tops



72"x18" Table Top
842T1872-G Grey
842T1872-S Slate Grey
842T1872-U Urban Walnut
List Price: \$325



60"x18" Table Top
842T1860-G Grey
842T1860-S Slate Grey
842T1860-U Urban Walnut
List Price: \$275



48"x18" Table Top
842T1848-G Grey
842T1848-S Slate Grey
842T1848-U Urban Walnut
List Price: \$225

Grey (G)

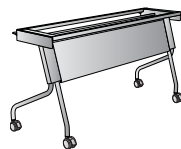
Slate Grey (S)

Urban Walnut (U)

18" D Bases



6"x18" Base
842FM618-T Titanium
List Price: \$550



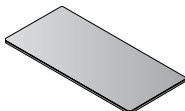
5"x18" Base
842FM518-T Titanium
List Price: \$510



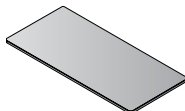
4"x18" Base
842FM418-T Titanium
List Price: \$470

Titanium (T)

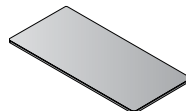
24" D Tops



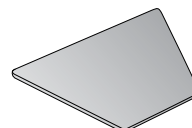
842T26-x
Table Top
 72"x24"
 CU:1.9 WT:44
List Price: \$425



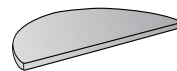
842T25-x
Table Top
 60"x24"
 CU:1.6 WT:36
List Price: \$375



842T24-x
Table Top
 48"x24"
 CU:1.3 WT:28
List Price: \$325



842TPZ24-x
Trapezoid Table Top
 46.5"x20.5" w/24" Connecting Sides
 CU:1.2 WT:22.0
List Price: \$325
**Available in Cherry (C), Grey (G), Mahogany (M), and Maple (P)*

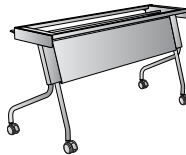


842THR24-x
Half-Round Table Top
 48"x24"
 CU:1.2 WT:26.2
List Price: \$325
**Available in Cherry (C) only*

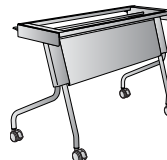
24" D Bases



842FM6-x
6' Base
 CU:4.5 WT:51
List Price: \$550



842FM5-x
5' Base
 CU:3.7 WT:46
List Price: \$510



842FM4-x
4' Base
 CU:2.9 WT:41
List Price: \$470



842FMPZHR4-x
Base for Trapezoid and Half-Round Tops
 CU:2.4 WT:35.3
List Price: \$400
**Available in Titanium only*



842GK1
Extra Ganging Kit
 Brackets (2)
 Thumbscrews (4)
List Price: \$25

TOP COLORS



Cherry (C)



Espresso (E)



Grey (G)



Mahogany (M)




Maple (P)



Slate Grey (S)



Urban Walnut (U)



White (W)

BASE COLORS



Black (B)



Titanium (T)



White (W)

72" x 24" x 29.5" Tables

CU: 6.4 WT.: 95



Maple Top/Black Base



White Top/Titanium Base



Urban Walnut Top / White Base

Typical	List	Description	TOP	List	BASE	List
84226BC	\$975	Cherry Top / Black Base	842T26-C	\$425	842FM6-B	\$550
84226BE	\$975	Espresso Top / Black Base	842T26-E	\$425	842FM6-B	\$550
84226BG	\$975	Grey Top / Black Base	842T26-G	\$425	842FM6-B	\$550
84226BM	\$975	Mahogany Top / Black Base	842T26-M	\$425	842FM6-B	\$550
84226BP	\$975	Maple Top / Black Base	842T26-P	\$425	842FM6-B	\$550
84226BS	\$975	Slate Grey Top / Black Base	842T26-S	\$425	842FM6-B	\$550
84226BU	\$975	Urban Walnut Top / Black Base	842T26-U	\$425	842FM6-B	\$550
84226BW	\$975	White Top / Black Base	842T26-W	\$425	842FM6-B	\$550
84226TC	\$975	Cherry Top / Titanium Base	842T26-C	\$425	842FM6-T	\$550
84226TE	\$975	Espresso Top / Titanium Base	842T26-E	\$425	842FM6-T	\$550
84226TG	\$975	Grey Top / Titanium Base	842T26-G	\$425	842FM6-T	\$550
84226TM	\$975	Mahogany Top / Titanium Base	842T26-M	\$425	842FM6-T	\$550
84226TP	\$975	Maple Top / Titanium Base	842T26-P	\$425	842FM6-T	\$550
84226TS	\$975	Slate Grey Top / Titanium Base	842T26-S	\$425	842FM6-T	\$550
84226TU	\$975	Urban Walnut Top / Titanium Base	842T26-U	\$425	842FM6-T	\$550
84226TW	\$975	White Top / Titanium Base	842T26-W	\$425	842FM6-T	\$550
84226WC	\$975	Cherry Top / White Base	842T26-C	\$425	842FM6-W	\$550
84226WE	\$975	Espresso Top / White Base	842T26-E	\$425	842FM6-W	\$550
84226WG	\$975	Grey Top / White Base	842T26-G	\$425	842FM6-W	\$550
84226WM	\$975	Mahogany Top / White Base	842T26-M	\$425	842FM6-W	\$550
84226WP	\$975	Maple Top / White Base	842T26-P	\$425	842FM6-W	\$550
84226WS	\$975	Slate Grey Top / White Base	842T26-S	\$425	842FM6-W	\$550
84226WU	\$975	Urban Walnut Top / White Base	842T26-U	\$425	842FM6-W	\$550
84226WW	\$975	White Top / White Base	842T26-W	\$425	842FM6-W	\$550

60" x 24" x 29.5" Tables

CU: 5.3 WT.: 82



Slate Grey Top/Titanium Base



Cherry Top/Titanium Base

84225BC	\$885	Cherry Top / Black Base	842T25-C	\$375	842FM5-B	\$510
84225BE	\$885	Espresso Top / Black Base	842T25-E	\$375	842FM5-B	\$510
84225BG	\$885	Grey Top / Black Base	842T25-G	\$375	842FM5-B	\$510
84225BM	\$885	Mahogany Top / Black Base	842T25-M	\$375	842FM5-B	\$510
84225BP	\$885	Maple Top / Black Base	842T25-P	\$375	842FM5-B	\$510
84225BS	\$885	Slate Grey Top / Black Base	842T25-S	\$375	842FM5-B	\$510
84225BU	\$885	Urban Walnut Top / Black Base	842T25-U	\$375	842FM5-B	\$510
84225BW	\$885	White Top / Black Base	842T25-W	\$375	842FM5-B	\$510
84225TC	\$885	Cherry Top / Titanium Base	842T25-C	\$375	842FM5-T	\$510
84225TE	\$885	Espresso Top / Titanium Base	842T25-E	\$375	842FM5-T	\$510
84225TG	\$885	Grey Top / Titanium Base	842T25-G	\$375	842FM5-T	\$510
84225TM	\$885	Mahogany Top / Titanium Base	842T25-M	\$375	842FM5-T	\$510
84225TP	\$885	Maple Top / Titanium Base	842T25-P	\$375	842FM5-T	\$510
84225TS	\$885	Slate Grey Top / Titanium Base	842T25-S	\$375	842FM5-T	\$510
84225TU	\$885	Urban Walnut Top / Titanium Base	842T25-U	\$375	842FM5-T	\$510
84225TW	\$885	White Top / Titanium Base	842T25-W	\$375	842FM5-T	\$510
84225WC	\$885	Cherry Top / White Base	842T25-C	\$375	842FM5-W	\$510
84225WE	\$885	Espresso Top / White Base	842T25-E	\$375	842FM5-W	\$510
84225WG	\$885	Grey Top / White Base	842T25-G	\$375	842FM5-W	\$510
84225WM	\$885	Mahogany Top / White Base	842T25-M	\$375	842FM5-W	\$510
84225WP	\$885	Maple Top / White Base	842T25-P	\$375	842FM5-W	\$510
84225WS	\$885	Slate Grey Top / White Base	842T25-S	\$375	842FM5-W	\$510
84225WU	\$885	Urban Walnut Top / White Base	842T25-U	\$375	842FM5-W	\$510
84225WW	\$885	White Top / White Base	842T25-W	\$375	842FM5-W	\$510

⚙ Bases are TAA Compliant

Folding/Nesting Training Tables



48" x 24" x 29.5" Tables

CU: 4.2 WT.: 69



Espresso Top/
Titanium Base



Nesting in
White Top/
Titanium Base

Typical	List	Description	TOP	List	BASE	List
84224BC	\$795	Cherry Top / Black Base	842T24-C	\$325	842FM4-B	\$470
84224BE	\$795	Espresso Top / Black Base	842T24-E	\$325	842FM4-B	\$470
84224BG	\$795	Grey Top / Black Base	842T24-G	\$325	842FM4-B	\$470
84224BM	\$795	Mahogany Top / Black Base	842T24-M	\$325	842FM4-B	\$470
84224BP	\$795	Maple Top / Black Base	842T24-P	\$325	842FM4-B	\$470
84224BS	\$795	Slate Grey Top / Black Base	842T24-S	\$325	842FM4-B	\$470
84224BU	\$795	Urban Walnut Top / Black Base	842T24-U	\$325	842FM4-B	\$470
84224BW	\$795	White Top / Black Base	842T24-W	\$325	842FM4-B	\$470
84224TC	\$795	Cherry Top / Titanium Base	842T24-C	\$325	842FM4-T	\$470
84224TE	\$795	Espresso Top / Titanium Base	842T24-E	\$325	842FM4-T	\$470
84224TG	\$795	Grey Top / Titanium Base	842T24-G	\$325	842FM4-T	\$470
84224TM	\$795	Mahogany Top / Titanium Base	842T24-M	\$325	842FM4-T	\$470
84224TP	\$795	Maple Top / Titanium Base	842T24-P	\$325	842FM4-T	\$470
84224TS	\$795	Slate Grey Top / Titanium Base	842T24-S	\$325	842FM4-T	\$470
84224TU	\$795	Urban Walnut Top / Titanium Base	842T24-U	\$325	842FM4-T	\$470
84224TW	\$795	White Top / Titanium Base	842T24-W	\$325	842FM4-T	\$470
84224WC	\$795	Cherry Top / White Base	842T24-C	\$325	842FM4-W	\$470
84224WE	\$795	Espresso Top / White Base	842T24-E	\$325	842FM4-W	\$470
84224WG	\$795	Grey Top / White Base	842T24-G	\$325	842FM4-W	\$470
84224WM	\$795	Mahogany Top / White Base	842T24-M	\$325	842FM4-W	\$470
84224WP	\$795	Maple Top / White Base	842T24-P	\$325	842FM4-W	\$470
84224WS	\$795	Slate Grey Top / White Base	842T24-S	\$325	842FM4-W	\$470
84224WU	\$795	Urban Walnut Top / White Base	842T24-U	\$325	842FM4-W	\$470
84224WW	\$795	White Top / White Base	842T24-W	\$325	842FM4-W	\$470

Trapezoid Tables

46.5" x 20.5" x 29.5"

CU: 3.6 WT.: 57.3



Grey Top/
Titanium Base

Typical	List	Description	TOP	List	BASE	List
842PZ24TC	\$725	Cherry Top / Titanium Base	842TPZ24-C	\$325	842FMPZHR4-T	\$400
842PZ24TG	\$725	Grey Top / Titanium Base	842TPZ24-G	\$325	842FMPZHR4-T	\$400
842PZ24TM	\$725	Mahogany Top / Titanium Base	842TPZ24-M	\$325	842FMPZHR4-T	\$400
842PZ24TP	\$725	Maple Top / Titanium Base	842TPZ24-P	\$325	842FMPZHR4-T	\$400

Half-Round Tables

48" x 24" x 29.5"

CU: 3.6 WT.: 51.5



Cherry Top/
Titanium Base

Typical	List	Description	TOP	List	BASE	List
842HR24TC	\$725	Cherry Top / Titanium Base	842THR24-C	\$325	842FMPZHR4-T	\$400

⚙️ Bases are TAA Compliant

All Training Tables have achieved GREENGUARD Certification

18"D Tables

72" x 18" x 29.5" Table

CU: 5.7 WT.: 91

Typical	List	Description	TOP	List	BASE	List
842186TG	\$875	Grey Top / Titanium Base	842T1872-G	\$325	842FM618-T	\$550
842186TS	\$875	Slate Grey Top / Titanium Base	842T1872-S	\$325	842FM618-T	\$550
842186TU	\$875	Urban Walnut Top / Titanium Base	842T1872-U	\$325	842FM618-T	\$550



60" x 18" x 29.5" Table

CU: 4.8 WT.: 79

Typical	List	Description	TOP	List	BASE	List
842185TG	\$785	Grey Top / Titanium Base	842T1860-G	\$275	842FM518-T	\$510
842185TS	\$785	Slate Grey Top / Titanium Base	842T1860-S	\$275	842FM518-T	\$510
842185TU	\$785	Urban Walnut Top / Titanium Base	842T1860-U	\$275	842FM518-T	\$510



48" x 18" x 29.5" Table

CU: 3.8 WT.: 68

Typical	List	Description	TOP	List	BASE	List
842184TG	\$695	Grey Top / Titanium Base	842T1848-G	\$225	842FM418-T	\$470
842184TS	\$695	Slate Grey Top / Titanium Base	842T1848-S	\$225	842FM418-T	\$470
842184TU	\$695	Urban Walnut Top / Titanium Base	842T1848-U	\$225	842FM418-T	\$470



TOPS



BASE





Multipurpose PACE modular components create training, class and computer room tables. Unique U-shaped conference tables also available. Tops are 1-1/8" thick laminate with 3mm PVC edges and available support bars. Choose T-arc or Post legs with levelers in Black or Metallic finish. Add-on casters available. Metal-to-metal fastening allows quick, easy assembly and reconfiguration. Laminate colors match Napa series casegoods.



Finish Key



MAH Mahogany Top




GRY Grey Top




MAH
Mahogany Modesty Panel



CHA
Charcoal Grey Modesty Panel



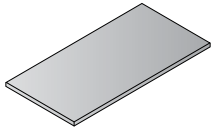
BLK Black Legs



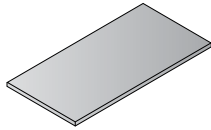
MET Metallic Legs

For additional top color options, select from the PWS worksurfaces shown on page 44 (priced with Systems discount).

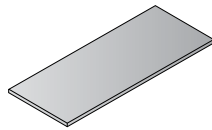
Casegoods IN STOCK



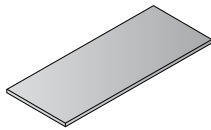
PAC-RCT4824-GRY
Rectangular Top
48"x 24"
CU: 1.5 WT: 35.3
List Price: **\$250**



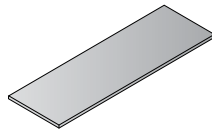
PAC-RCT4824-MAH
Rectangular Top
48"x 24"
CU: 1.5 WT: 35.3
List Price: **\$250**



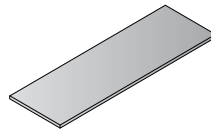
PAC-RCT6024-GRY
Rectangular Top
60"x 24"
CU: 1.8 WT: 41.9
List Price: **\$320**



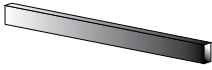
PAC-RCT6024-MAH
Rectangular Top
60"x 24"
CU: 1.8 WT: 41.9
List Price: **\$320**




PAC-RCT7224-GRY
Rectangular Top
72"x 24"
CU: 2.2 WT: 50.7
List Price: **\$410**



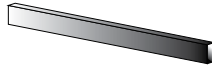
PAC-RCT7224-MAH
Rectangular Top
72"x 24"
CU: 2.2 WT: 50.7
List Price: **\$410**



PAC-SB4
Support Bar
For 48" Top
CU: 0.05 WT: 0.75
List Price: **\$60**



PAC-SB5
Support Bar
For 60" Top
CU: 0.06 WT: 1.25
List Price: **\$70**



PAC-SB6
Support Bar
For 72" Top
CU: 0.07 WT: 1.50
List Price: **\$80**

Support Bars

*Order with all PACE Rectangular Tops

* Provides increased weight support and stability

* Center on underside of Top; mount with supplied wood screws

* Powder-coated steel construction

* Black only




PAC-LEGTARC-MET
T-Arc Leg
CU: 1.9 WT: 13.2
List Price: **\$260**
T-Arc Legs 28.3"H - 28.5"H



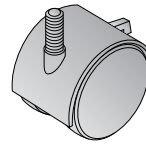
PAC-LEGTARC-BLK
T-Arc Leg
CU: 1.9 WT: 13.2
List Price: **\$260**
T-Arc Legs 28.3"H - 28.5"H



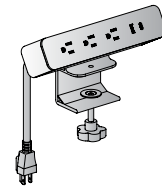
PAC-LEGPOST-MET
Post Leg
CU: 0.4 WT: 8.8
List Price: **\$100**
Includes adjustable leg leveler
Post Legs 28.5"H - 29"H



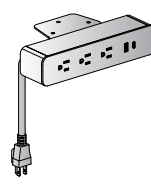
PAC-LEGPOST-BLK
Post Leg
CU: 0.4 WT: 8.8
List Price: **\$100**
Includes adjustable leg leveler
Post Legs 28.5"H - 29"H



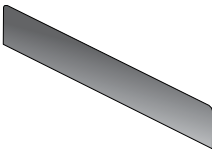
PAC-4CASTER
Set of 4 Casters
for Post Legs
CU: 0.01 WT: 2.2
List Price: **\$35**
*Post Legs with Casters are 30.5"H
T-Arc Legs with Casters are 31"H*



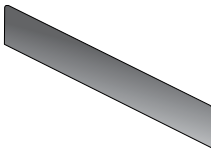
PM5311B Black
PM5311W White
Power Charger
Clamp-Mount
Includes: USB Type-C,
USB Type-A & (3) A/C plugs
Fits 1/2" - 1 1/2" surfaces
CU: 0.22 WT: 3
List Price: **\$275**



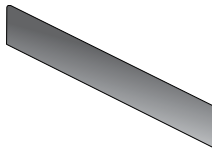
PM8311B Black
PM8311W White
Power Charger
Undersurface Mount
Includes: USB Type-C,
USB Type-A & (3) A/C plugs
CU: 0.22 WT: 3
List Price: **\$275**



PAC-PS4
Privacy Screen
For 48" Top
CU: 0.2 WT: 10.0
List Price: **\$325**



PAC-PS5
Privacy Screen
For 60" Top
CU: 0.3 WT: 12.5
List Price: **\$370**



PAC-PS6
Privacy Screen
For 72" Top
CU: 0.4 WT: 15.0
List Price: **\$415**

Privacy Screens

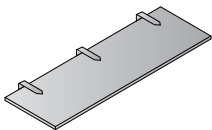
* Use with PAC-RCT rectangular tops

* Adds visual privacy (14" H)

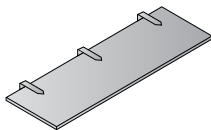
* Tackable surface

* Black fabric

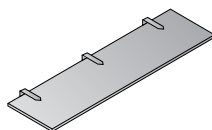
* Includes metallic mounting hardware



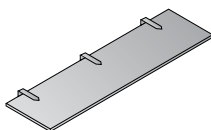
PAC-MOD48-CHA
Modesty Panel
for 48" Top
CU: 0.8 WT: 13.2
List Price: **\$185**



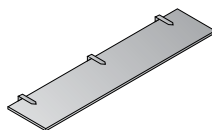
PAC-MOD48-MAH
Modesty Panel
for 48" Top
CU: 0.8 WT: 13.2
List Price: **\$185**



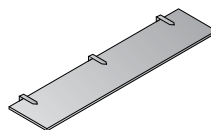
PAC-MOD60-CHA
Modesty Panel
for 60" Top
CU: 1.1 WT: 15.4
List Price: **\$215**



PAC-MOD60-MAH
Modesty Panel
for 60" Top
CU: 1.1 WT: 15.4
List Price: **\$215**

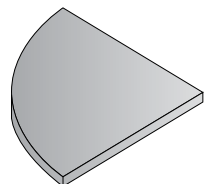


PAC-MOD72-CHA
Modesty Panel
for 72" Top
CU: 1.3 WT: 17.6
List Price: **\$240**

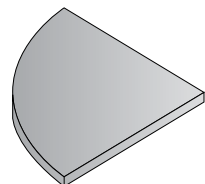


PAC-MOD72-MAH
Modesty Panel
for 72" Top
CU: 1.3 WT: 17.6
List Price: **\$240**

Note: Modesty Panels are optional.



PAC-QRT2424-GRY
Quarter Round Top
24"x 24"
CU: 0.8 WT: 17.6
List Price: **\$180**



PAC-QRT2424-MAH
Quarter Round Top
24"x 24"
CU: 0.8 WT: 17.6
List Price: **\$180**

All items priced individually.

For additional top color options, select from the PWS workspaces shown on page 44 (priced with Systems discount).



Top & T-Arc Legs



Top, Modesty Panel & T-Arc Legs



Top & Post Legs



Top, Modesty Panel & Post Legs

4' Table - 48" x 24"

PAC-TT48A ___/___
List Price \$770
 Cu. Ft: 5.3 Wt: 61.7
 Consists of:
 PAC-RCT4824___
 PAC-LEGTARC___ (2 qty.)

PAC-TT48AM ___/___
List Price \$955
 Cu. Ft: 6.1 Wt: 74.9
 Consists of:
 PAC-RCT4824___
 PAC-MOD48___
 PAC-LEGTARC___ (2 qty.)

PAC-TT48P ___/___
List Price \$650
 Cu. Ft: 3.1 Wt: 70.5
 Consists of:
 PAC-RCT4824___
 PAC-LEGPOST___ (4 qty.)

PAC-TT48PM ___/___
List Price \$835
 Cu. Ft: 3.9 Wt: 83.7
 Consists of:
 PAC-RCT4824___
 PAC-MOD48___
 PAC-LEGPOST___ (4 qty.)

5' Table - 60" x 24"

PAC-TT60A ___/___
List Price \$910
 Cu. Ft: 5.6 Wt: 69.5
 Consists of:
 PAC-RCT6024___
 PAC-LEGTARC___ (2 qty.)
 PAC-SB5

PAC-TT60AM ___/___
List Price \$1,125
 Cu. Ft: 6.8 Wt: 85.0
 Consists of:
 PAC-RCT6024___
 PAC-MOD60___
 PAC-LEGTARC___ (2 qty.)
 PAC-SB5

PAC-TT60P ___/___
List Price \$790
 Cu. Ft: 3.5 Wt: 78.4
 Consists of:
 PAC-RCT6024___
 PAC-LEGPOST___ (4 qty.)
 PAC-SB5

PAC-TT60PM ___/___
List Price \$1,005
 Cu. Ft: 4.6 Wt: 93.8
 Consists of:
 PAC-RCT6024___
 PAC-MOD60___
 PAC-LEGPOST___ (4 qty.)
 PAC-SB5

6' Table - 72" x 24"

PAC-TT72A ___/___
List Price \$1,010
 Cu. Ft: 6.0 Wt: 79.6
 Consists of:
 PAC-RCT7224___
 PAC-LEGTARC___ (2 qty.)
 PAC-SB6

PAC-TT72AM ___/___
List Price \$1,250
 Cu. Ft: 7.4 Wt: 97.2
 Consists of:
 PAC-RCT7224___
 PAC-MOD72___
 PAC-LEGTARC___ (2 qty.)
 PAC-SB6

PAC-TT72P ___/___
List Price \$890
 Cu. Ft: 3.9 Wt: 87.4
 Consists of:
 PAC-RCT7224___
 PAC-LEGPOST___ (4 qty.)
 PAC-SB6

PAC-TT72PM ___/___
List Price \$1,130
 Cu. Ft: 5.2 Wt: 105
 Consists of:
 PAC-RCT7224___
 PAC-MOD72___
 PAC-LEGPOST___ (4 qty.)
 PAC-SB6

Finish Key (Tops)



MAH - Mahogany GRY - Grey

Finish Key (Legs)



BLK - Black MET - Metallic Legs

Finish Key (Modesty Panels)



MAH - Mahogany CHA - Charcoal

Order Example

PAC-TT48AMAH/BLK

Top: MAH Mahogany

Legs: BLK Black



All OSP METAL units are built with heavy-gauge steel, MIG & TIG welding and powdercoat finishes for long-lasting quality and durability. Lateral files and pedestals are factory-assembled with premium features and limited lifetime warranty. Choose from multiple colors.

Lateral Files 36" & 42" Wide

- 2, 3, 4 & 5-drawer all-metal files
- 6 color options
- Side-to-side Letter, Legal & A4 filing
- Full-extension, steel ball-bearing drawer slides
- Safety interlock allows only one drawer to open at a time
- Integrated full-width pull design for easy opening of drawers
- Random-keyed, core-removable locks with replacement cores in multiple numbers available for customized security
- Adjustable leg levelers
- Complies with ANSI/BIFMA standards covering 21 different testing sections
- Optional front-to-back filing rails (LF100)



Pedestals 22" D

- Closed Top pedestals (PTC) include counterweight and casters, two are locking
- Open Top pedestals include 1"-adjustable glides
- Front-to-back Letter & side-to-side Legal filing with full extension drawers
- Black metal drawers with high sides and ball-bearing suspensions
- Optional casters (PCASTER) and adjustable glides (PGLIDE)
- Complies with ANSI/BIFMA standards

LF230-x 30" Wide 2-Drawer Lateral File with Core-Removeable Lock & Adjustable Glides



	Finish	List
Overall Max: 29.75W x 19.75D x 27.25H	B Black	\$860
Drawer: 28W x 15.75D x 9.5H	SV Silver	
Carton Wt: 125 lbs.	WH White	
Cube: 12.35	HF Innertone Light (NJ Only)	
Options: Front to Back Rails (LF 100)		
Note: Drawer Weight Capacity: 64 lbs.		
LTL: Yes		
	Ships Fully Assembled	

All Metal Files, Pedestals and Storage Cabinets have achieved GREENGUARD Certification



LF236-x 36" Wide 2-Drawer Lateral File with Core-Removeable Lock & Adjustable Glides



	Finish	List
Overall Max: 35.5W x 19.75D x 27.5H	B Black	\$960
Drawer: 32W x 16.25D x 9.5H	SV Silver	
Carton Wt: 136 lbs.	WH White	
Cube: 15.17	HF Innertone Light (NJ Only)	
Options: Front to Back Rails (LF 100)		
Note: Drawer Weight Capacity: 64 lbs.		
LTL: Yes Ships Fully Assembled		

LF336-x 36" Wide 3-Drawer Lateral File with Core-Removeable Lock & Adjustable Glides



	Finish	List
Overall Max: 36W x 20D x 40H	B Black	\$1400
Drawer: 32.25W x 15.75D x 9.5H	SV Silver	
Carton Wt: 168 lbs.	WH White	
Cube: 19.83	HF Innertone Light (NJ Only)	
Options: Front to Back Rails (LF 100)		
Note: Drawer Weight Capacity: 64 lbs.		
LTL: Yes Ships Fully Assembled		

LF436-x 36" Wide 4-Drawer Lateral File with Core-Removeable Lock & Adjustable Glides



	Finish	List
Overall Max: 36W x 20D x 52H	B Black	\$1720
Drawer: 32.25W x 15.75D x 9.5H	SV Silver	
Carton Wt: 191 lbs.	WH White	
Cube: 25.64	HF Innertone Light (NJ Only)	
Options: Front to Back Rails (LF 100)		
Note: Drawer Weight Capacity: 64 lbs.		
LTL: Yes Ships Fully Assembled		

LF536-x 36" Wide 5-Drawer Lateral File with Core-Removeable Lock, Adjustable Glides & Top Drawer with Open Sides



	Finish	List
Overall Max: 36W x 20D x 64H	B Black	\$2340
Drawer: 32.25W x 15.75D x 9.5H	SV Silver	
Carton Wt: 246 lbs.	WH White	
Cube: 31.93	HF Innertone Light (NJ Only)	
Options: Front to Back Rails (LF 100)		
Note: Drawer Weight Capacity: 64 lbs.		
LTL: Yes Ships Fully Assembled		

LF242-x 42" Wide 2-Drawer Lateral File with Core-Removeable Lock & Adjustable Glides



	Finish	List
Overall Max: 42W x 19.75D x 27.75H	B Black	\$1070
Drawer: 40.25W x 15.75D x 9.5H	G Light Grey	
Carton Wt: 152 lbs.		
Cube: 16.24		
Options: Front to Back Rails (LF 100)		
Note: Drawer Weight Capacity: 76 lbs.		
LTL: Yes Ships Fully Assembled		

LF342-x 42" Wide 3-Drawer Lateral File with Core-Removeable Lock & Adjustable Glides



	Finish	List
Overall Max: 42W x 20D x 40H	B Black	\$1600
Drawer: 40.25W x 15.75D x 9.5H	G Light Grey	
Carton Wt: 180 lbs.		
Cube: 22.96		
Options: Front to Back Rails (LF 100)		
Note: Drawer Weight Capacity: 76 lbs.		
LTL: Yes Ships Fully Assembled		

⚙️ All items are TAA Compliant

Metal IN STOCK

All Metal Files, Pedestals and Storage Cabinets have achieved GREENGUARD Certification



LF442-x 42" Wide 4-Drawer Lateral File with Core-Removeable Lock & Adjustable Glides



	Finish	List
Overall Max: 42W x 20D x 52H	B Black	\$1900
Drawer: 40.25W x 15.75D x 9.5H	G Light Grey	
Carton Wt: 220 lbs.		
Cube: 29.68		
Options: Front to Back Rails (LF 100)		
Note: Drawer Weight Capacity: 76 lbs.		
LTL: Yes	Ships Fully Assembled	

LF542-x 42" Wide 5-Drawer Lateral File with Core-Removeable Lock, Adjustable Glides & Top Drawer with Open Sides



	Finish	List
Overall Max: 42W x 20D x 64H	B Black	\$2600
Drawer: 40.25W x 15.75D x 9.5H	G Light Grey	
Carton Wt: 261 lbs.		
Cube: 36.97		
Options: Front to Back Rails (LF 100)		
Note: Drawer Weight Capacity: 76 lbs.		
LTL: Yes	Ships Fully Assembled	

PTC22BBF-x 22" Closed Top Pedestal with Casters - Box/Box/File, Counter Weight Included



	Finish	List
Overall Max: 15W x 21.75D x 28.25H	B Black	\$500
Drawer: 18D	M Med Tone	
	SV Silver	
Carton Wt: 74 lbs.	WH White	
Cube: 6.61	HF Innertone Light (NJ Only)	
Options: N/A		
LTL: Yes	Requires Caster Attachment	

PTC22FF-x 22" Closed Top Pedestal with Casters - File/File, Counter Weight Included



	Finish	List
Overall Max: 15W x 21.75D x 28.25H	B Black	\$500
Drawer: 18D	M Med Tone	
	SV Silver	
Carton Wt: 70 lbs.	WH White	
Cube: 6.61	HF Innertone Light (NJ Only)	
Options: N/A		
LTL: Yes	Requires Caster Attachment	

PTO22BBF-x 22" Open Top Pedestal with Adjustable Glides - Box/Box/File



	Finish	List
Overall Max: 15W x 21.75D x 27.75H	B Black	\$480
Drawer: 18D	M Med Tone	
	SV Silver	
Carton Wt: 58 lbs.	WH White	
Cube: 6.61	HF Innertone Light (NJ Only)	
Options: Casters for Open Top Pedestal (PCASTER)		
LTL: Yes	Requires Leveler Attachment	

PTO22FF-x 22" Open Top Pedestal with Adjustable Glides - File/File



	Finish	List
Overall Max: 15W x 21.75D x 27.75H	B Black	\$480
Drawer: 18D	M Med Tone	
	SV Silver	
Carton Wt: 55 lbs.	WH White	
Cube: 6.61	HF Innertone Light (NJ Only)	
Options: Casters for Open Top Pedestal (PCASTER)		
LTL: Yes	Requires Leveler Attachment	

All items are TAA Compliant



All Metal Files, Pedestals and Storage Cabinets have achieved GREENGUARD Certification

Metal IN STOCK

BXPMC22BF Mobile Box/File Pedestal with Cushion



	Finish	Fabric	List
Overall Max: 15.75W x 23D x 22.5H Carton: 24W x 23D x 18H Carton Wt: 46 lbs. UPS: 49 lbs Cube: 5.75 COM: 1 yard LTL: Yes	SV Silver	Icon Black	\$530
	WH White	Grade A	\$580
		Grade B	\$635
		Grade C	\$700
		Grade R	\$770
LTL: Yes Requires Caster Attachment • Lock Included; Lock Core Not Replaceable			

PM22BF-x Mobile Box/File Pedestal



	Finish	List
Overall Max: 15.5W x 23D x 20.5H Drawer: 16.75D	SV Silver	\$380
	WH White	
Carton Wt: 40 lbs. Cube: 5.25 Options: N/A LTL: Yes Requires Caster Attachment • Lock Included; Lock Core Not Replaceable		

ST423618-x 42" High Storage Cabinet with 1 Adjustable Shelf



	Finish	List
Overall Max: 36W x 18D x 42H	B Black	\$625
	G Light Grey	
Carton Wt: 84 lbs. Cube: 3.74 Options: Extra Shelves (STSHF18) LTL: Yes Assembly Required • Lock Included; Lock Core Not Replaceable		

ST723618-x 72" High Storage Cabinet with 4 Adjustable Shelves



	Finish	List
Overall Max: 36W x 18D x 72H	B Black	\$915
	G Light Grey	
Carton Wt: 141 lbs. Cube: 6.29 Options: Extra Shelves (STSHF18) LTL: Yes Assembly Required • Lock Included; Lock Core Not Replaceable		

Option	Description	List Price
LF-LK1	Lock Core + 2 Keys	\$15
LF-LK2	Lock Housing, Core + 2 Keys - Lateral Files & Mobile (PTC) Pedestals	\$25
PED-LK2	Lock Housing, Core + 2 Keys Fixed (PTO) Pedestals & Metal Desks	\$25
LF-KM	Master Key	\$15
LF-KC	Change Key	\$15
LF-KB	Blank Key	\$15
LF100	Front to Back Rails (set of 2)	\$25
LF120	Drawer Sides Cover Rails (set of 2)	\$15
STSHF18	Extra Shelves (set of 2)	\$150
PCASTER	Casters for Pedestals (set of 4)	\$20
PGLIDE	Adjustable Glides for Pedestals (set of 4)	\$20
PED-BDD	Drawer Divider for Box Drawers	\$25
PCONV	Convert Open Top Pedestal to Mobile/Closed Top Pedestal (Specify Color)	\$145



Storage Units

- 80 lb. shelf capacity
- Includes lock
- 270-degree opening doors
- Optional additional shelves (STSHF-18)
- Requires assembly

Metal IN STOCK

⚙️ All items are TAA Compliant

All Metal Files, Pedestals and Storage Cabinets have achieved GREENGUARD Certification



Kenwood

Wood Characteristics

- Select hardwood veneers book-matched
- Light cherry over cherry veneer
- Mahogany over hardwood veneer
- Coordinating veneer vertical surfaces

Design Details

- Fluted wood edges
- Common grain direction on tops of all components of L and U workstations
- Coordinating drawer interiors
- All-metal drawer pulls

Construction

- Kenwood features 1-1/8" tops; 1" end panels; 5/8" modesty panels

- All desk, return, bridge and credenza shells assemble with metal fasteners
- Pedestals ship assembled
- Additional pre-assembled units include KEN-10, 12, 52 & 100

Office

- Contour shapes include P-top and bullet desks; curved corner desks and credenzas; tables
- P-top desks, curved corner desks and credenzas are handed (left/right); plan accordingly
- Returns/bridges 36", 42" & 48" widths
- Lateral file and combo file pedestals
- Pedestals include single-key locking, five-sided drawer boxes, pre-installed filing hardware for legal/letter filing and full-extension, ball-bearing drawer slides
- Center drawer & keyboard tray

Conference

- Racetrack tables 6', 8', 10', 12' & 14' with 1-1/8" thick tops and half-cylinder bases
- 42" & 48" Round tables with full-cylinder base
- Complementing presentation board, conference credenza, etc.

Reception

- Reception desk and return feature 41" high end and modesty panels
- Reception desk includes bow front transaction counter
- Optional return transaction counter (KEN124)

Sonoma

Wood Characteristics

- Select hardwood veneers book-matched
- Solid hardwood edges
- Cherry finish with medium sheen

Design Details

- Radius wood edges on tops and modesty panels
- Compound radius corners on tops
- Common grain direction on tops of all components of L and U workstations
- Fingerpull design drawer fronts
- Coordinating wood drawer interiors

Construction

- Sonoma features 1-1/8" tops and end panels;

5/8" modesty panels

- All shells assemble with metal fasteners
- Pedestals ship assembled
- Additional pre-assembled units include SON-10, 12, 52, 100, 108 & 109

Office

- Contour shapes include P-top and bullet desks; curved corner desks and credenzas; tables
- P-top desks, curved corner desks and credenzas are handed (left/right); plan accordingly
- Returns/bridges 36", 42" and 48" widths
- Lateral file and combo file pedestals
- Pedestals include single-key locking, five-sided drawer boxes, pre-installed filing hardware for legal/letter filing and full-extension, ball-bearing

drawer slides

- 2, 3 and 4-drawer lateral files with pre-installed metal filing hardware and anti-tilt feature
- Center drawer & keyboard tray

Conference

- Racetrack tables 6', 8', 10', 12' & 14' with 2"-thick tops and half-cylinder bases
- 42" & 48" Round tables with full-cylinder base
- Complementing presentation board, conference credenza, etc.

Reception

- Reception desk and return feature 41" high end and modesty panels
- Reception desk includes bow front transaction counter
- Optional return transaction counter (SON124)

Townsend

Wood Characteristics

- American Walnut veneers on horizontal and vertical surfaces
- Parquet veneer design on worksurfaces
- Book-matched veneer on vertical surfaces

Finishes

- Royal Cherry with satin polyurethane finish

Design Details

- 3" thick tops with multi-step, shaped wood edges
- Solid hardwood picture-frame molding on pedestals and modesty panels
- Shaped veneer base trim on pedestals and modesty panels
- Decorative pilaster moldings on pedestals
- Double-rossette, antique brass drawer pulls

Construction

- 3" thick tops with multi-step, shaped wood edges
- All tops and pedestals are handed (left/right)

- Metal-to-metal connection of tops to pedestals
- Quick-connect mechanical fastener connection of modesty panels to pedestals
- Two-piece false pedestal; front integrated with modesty panel; end ships with full pedestal
- Desk pedestals box/box/file; ship assembled
- Return/Credenza pedestals file/file; ship assembled
- Additional pre-assembled units: TOW12 & TOW13
- Ship in two cartons: TOW84 72" Hutch & TOW59 48" Round Table

Features

- Integrated, felt-lined center drawer on all desk tops
- Keyboard Tray included with all bridges, returns and double pedestal credenzas
- Matching drawer interiors
- Felt-lined box drawers
- Full-extension file drawers with legal/letter filing
- Single-key locking located on inside of pedestals; front-locking lateral file and storage cabinet
- Wire management on tops and modesty panels of returns, bridge and credenzas

- Vertical heights 75" (30"H worksurfaces; 45"H hutches)
- Bookcase features 1" thick shelves; 4 adjustable, 2 fixed
- Hutch cabinets include 2 adjustable shelves and wood-frame glass door
- Hutch shelves are adjustable, 3 positions within a 5" range
- Hutch includes wire passage at worksurface and light valance
- Open Hutch fits both lateral file and storage cabinet

Conference

- 6', 8', 10' & 12' rectangular & 48" round tables
- Choice of Queen Anne or leg/pedestal base
- Queen Anne bases require assembly
- Queen Anne tables assemble without stretchers

Reception

- Reception unit (Tow-126) fits 72"x36" desks
- Features matching top/edge design as worksurfaces

Tuxedo

Materials

- Slate Grey or Dark Roast thermally-fused laminates
- Impact-resistant PVC edges
- Black laminate drawer interiors

Design Details

- Floating top design with angled edges
- Silver finish reveal and angled base trim
- Silver, solid-metal drawer pulls
- Silver electric/USB power units standard
- Inset modesty panels with aluminum frame and frosted glass

Construction

- 1-1/4"-thick tops
- Pedestals built with 4 full-finished sides and pre-installed base trim; ship fully assembled

- Breakfront modesty panels on desks with cam lock attachment
- Bridges & Returns pre-drilled for included electric/USB power unit
- Bridges & Returns require attachment of silver reveal and base trim
- Returns are left/right handed
- Hutches require assembly

Office

- Desktops include 2 black metal grommets
- Returns & Bridge include worksurface-height power unit with dual-electric, dual-USB plug-ins (silver finish)
- Bridge features curved cockpit style top
- Hutches feature 6 paper shelves; integrated cord-drop at base of back panel; and choice of wood or glass/aluminum doors

- Storage credenzas available with any combination of lateral file (12NT), multifile (69NT) and storage cabinet (13NT) modules
- Pedestals include single-key locking, five-sided drawers, pre-installed metal filing hardware and full-extension, ball-bearing file drawers

Conference

- All table Tops include worksurface-height power unit with dual-electric, dual-USB plug-ins (silver finish)
- Table Bases ship assembled with cutout at top and grommet near bottom for wire management
- Table Bases are hollow top-to-bottom to accommodate floor power
- Square and rectangular tables can be created with modular table components
- Round table also available

Napa

Materials

- Scratch-resistant, textured thermally fused laminate surfaces with particleboard core
- Impact-resistant 3mm PVC edges
- Slate Grey, Urban Walnut, Espresso, Cherry, Mahogany, Maple and White
- Has achieved Greenguard Certification
- ANSI/BIFMA standards

Design Details

- Tri-groove edge design
- Black metal pulls; optional metallic finish pulls
- Metallic finish pulls standard on Espresso
- Full or 3/4 height hanging pedestals
- Matching drawer interiors

Construction

- Napa features 1-1/8" tops, 1" end panels and 5/8" modesty panels

- All desk, return, bridge and credenza shells assemble with metal fasteners
- Pedestals ship assembled Additional pre-assembled units include NAP10, 12, 100, 109, 152, WM36 & WM48

Office

- Contour shaped worksurfaces: bullet desk; curved corner bullet desks; curved corner bow front desks; and curved corner credenzas
- All curved corner desks and credenzas are handed (left/right); plan accordingly
- Returns/bridges 36", 42" & 48" widths
- Wire management grommets on all worksurfaces
- Pedestals include single-key locking, five-sided drawer boxes, pre-installed filing hardware for legal/letter filing and full-extension, ball-bearing

drawer slides

- Combo file pedestal available
- 2 and 4-drawer lateral files with pre-installed metal filing hardware and anti-tilt feature
- Center drawer & keyboard tray

Conference

- Racetrack tables 6', 8', 10' & 12'
- 42" & 47" Round tables with X base
- All tables with 1.5"-thick tops and legs
- Complementing presentation board and storage cabinet

Reception

- Reception desk and return feature 41" high end and modesty panels
- Reception desk includes bow front transaction counter

Lodi

Materials

- Scratch-resistant, thermally fused laminate surfaces
- Impact-resistant PVC edges
- Cherry, Espresso & Urban Walnut matching laminate to Napa
- Urban Walnut with wood-grain embossed finish

Design Details

- Tri-groove reeded edge design
- Black metal pulls standard; optional metallic pulls (NAP-PM)
- Black grommets standard; optional metallic grommets (NAP-GM)
- Matching drawer interiors
- Hutch with choice of glass/aluminum, glass/wood or all-wood doors

Construction

- 1"-thick tops with 3mm PVC edgebanding
- 3/4"-thick end panels and 5/8"-thick modesty panels
- 3/4" modesty panels and pedestals
- All desk, return, bridge and credenza shells assemble with metal fasteners
- Pedestal ships assembled; screw into end panel and top

Features

- All desks, returns, bridges and credenzas can be installed left or right
- Wire management standard on worksurfaces
- Hutches with integrated 2" cord-drop at base of back panels
- 3/4" pedestals include single-key locking, five-sided drawers, pre-installed metal filing hardware and full-extension, ball-bearing file drawers

- Napa mobile pedestals in Cherry, Espresso and Urban Walnut fit Lodi desk shells

Lodi Complimentary Items

Reference the Lodi Complimentary Items page for coordinating Napa items.

- Napa conference tables feature 1.5"-thick tops and legs
- Other Napa units feature 1-1/8"-thick tops
- Select conference and reception furnishings, wall-mount overheads and several accessories:
 - NAPTB-3 Tackboard fits LOD41, LOD42 & LOD44 hutches
 - NAP14 Keyboard Tray
 - NAP15 Center Drawer
 - LK1-GC Replacement Lock Cores; KM-GC master and KC-GC change keys

Multipurpose

Materials

- Laminates match Napa, Lodi, Training & Height Adjustable Tables, etc.
- Thermally fused laminate for scratch resistance
- Smooth, impact-resistant edgebanding

Laminate Bookcase (LBC)

- 3/4" thick finished back panel
- Heavy-duty 1"-thick shelves
- Usable shelf area: 32.25"W x 10.75"D
- 1"-adjustable shelves with 3 positions per shelf
- Leg levelers included

Expandable Tables (EXP)

- Build-to-length capability with modular components
- 1.5"-thick tops

- Dual-stretcher design conceals wires and power modules
- Rectangular components for interior of table include 2 legs, 2 stretchers, 1 top
- Bullet components for ends of table include 1 leg, 2 stretchers, 1 top
- 8' and 10' tables require replacement stretchers
- Metallic wire management grommet included with each top
- Optional EXPPOW1 drop-in, auto-revolving power station available
- 2 Power, 1 USB, 1 HDMI, 1 Phone & 1 Data
- Powered open/close with touch of a button
- Electronic eye prevents accidental closure when plugs are in use
- Closed position protects unit and features a low-profile design

- Aluminum finish
- 6' power cord
- UL approved

Laminate Workstations (LWS)

- 3/4"-thick end panels, 2/3"-thick back panel
- 1"-thick tops (upper & lower)
- Can be installed side-by-side and back-to-back
- Grommets in top & end panels for wire management
- Back panel 3/4" off floor for wire management
- Accommodates pedestals from Napa/Lodi series

ASCEND II

Materials

- Scratch-resistant, 1"-thick thermally fused laminate tops
- Impact-resistant 2mm PVC edges
- Steel bases with powdercoat finish

Design Details

- Bases in Black, Silver & White
- Tops in Cherry, Espresso, Grey, Mahogany, Maple, Slate Grey, Urban Walnut & White
- 4', 5' and 6' x 24"D Tops
- 30" x 60" top

Construction

- Legs (3-Stage) 2.75" x 2.75" + 2.0mm thick steel
- Legs (2-Stage) 2.75" x 2.75" + 1.5mm thick steel
- 22.8" deep, slope-style feet
- Width-adjustable center channel to accommodate 48"-72" tops
- 22.8" deep top supports

- 6' electric cord
- 5-year warranty

Features

- Handset with 4 programmable positions
- Anticollision with sensitivity adjustment
- 32mm/second 0-110 lbs load
- 30-32mm/second 110+ lbs. load
- Sound level 45-50 db without load
- BIFMA tested
- UL certified components

Base (without top)	Height Range	Load Capacity	High/Low Position
A2EB322	25.25"	220 lbs.	50" / 24.75"
A2EB333	25.5"	300 lbs.	50.25" / 24.75"
A2EB222	17.25"	175 lbs.	44.75" / 27.5"

47" Fixed Width Base (see page 90):

A2EB212	18.75"	160 lbs.	47.25" / 28.5"
---------	--------	----------	----------------

PHAT

Materials

- Scratch-resistant thermally fused laminate surfaces with particleboard core
- Impact-resistant 2mm PVC edges
- 3" square steel column legs, 14 gauge steel
- Steel center and end supports, 14 gauge steel
- Black plastic 2.5" diameter, locking casters

Design Details

- Tops in Cherry, Espresso, Grey, Mahogany, Maple, Slate Grey, Urban Walnut & White
- Bases in Black, Titanium & White
- 4', 5' & 6'W x 24"D tables
- 30" x 60" tops available for 5' base
- Optional adjustable-height floor glides (HB4GLIDE)

Construction

- 1" thick tops with 2mm PVC edgebanding
- Tops and Bases sold, packed and shipped separately
- Simple assembly required
- Easy-roll, 2.5" diameter locking casters
- Stationary weight capacity 200 lbs.

Training Tables Folding/Nesting

Materials

- Scratch-resistant, thermally fused laminate surfaces with particleboard core
- Impact-resistant 2mm PVC edges
- Metal frame with powdercoat finish

- Legs made with 28mm-diameter steel tube; 2.3mm thick
- Modesty panel 22 gauge steel

Design Details

- Tops in Cherry, Espresso, Grey, Mahogany, Maple, Slate Grey, Urban Walnut & White
- Titanium & Black frames

- Modesty panel with decorative dot pattern
- 4', 5' & 6' x 24"D tables

Construction

- 1" tops with 2mm PVC edgebanding
- Tops and Frames sold/packed/shipped separately
- Simple assembly required
- 2.5" easy-roll, locking casters

Pace

Materials

- Scratch-resistant, textured thermally fused laminate surfaces with particleboard core
- Impact-resistant 3mm PVC edges

Design Details

- Mahogany & Fog/Charcoal Grey laminates with smooth PVC edges

- T-Arc and Post Legs with Black or Metallic powdercoat finish
- Optional modesty panels

Construction


- 1-1/8" tops and 5/8" modesty panels with metal inserts
- All components sold and packed/shipped individually

Training/Class/Computer

- 4', 5' & 6' tops @ 24" deep
- All tops feature metal inserts for Leg and Modesty Panel attachment
- Legs ship with levelers; optional casters available



EMUP48-RCF



DESIGNlab
By OSP FURNITURE™



AR1337 Arena 1337 Battlestation Gaming **Electric** Lift Desk with Height Adjustable **Dual/Single 32" Monitor Mount**, RGB LED lights, and Magnetic USB Power Hub
Overall Size: 47.25W x 23.5D x 29-47.5H
Carton Wt: 94 **ISTA:** 6 **UPS:** Yes
Carton: 53L x 32W x 8H **Cube:** 7.85 **Options:** N/A
Notes: **Matte Red Carbon Fiber Finish for Fast-Tracking Gaming Mouse Surface**, Accessory Hooks, Power and Cable Management

ARRIVING JAN. 2023

NEW

Finish	List Price
Red Carbon Fiber (-RCF)	1395.00



KY TX

AVA25 Avatar Battlestation Gaming Desk with Bluetooth RGB LED lights, 3-Port Magnetic Smart Power USB Hub and Monitor Shelf.

Overall Size: 54W x 54D x 34.5H
Monitor Shelf: 54W x 10D x 6H **Storage Shelf:** 18W x 10D x 3H
Carton Wt: 106 **UPS:** Oversize
Carton: 57L x 34W x 7H **Cube:** 7.85 **Options:** N/A

Notes: Power Strip Bracket & Cable Management.

Finish	List Price
Black (-BLK) Red (-RD)	895.00



KY

ARE25 Area 51 Battlestation Gaming Desk with Bluetooth RGB LED lights, 3-Port Magnetic Smart Power USB Hub and Monitor Shelf.

Overall Size: 54W x 23.75D x 34.5H **Monitor Shelf:** 54W x 10D x 6H
Carton Wt: 71 **UPS:** Yes
Carton: 58L x 27W x 6H **Cube:** 5.43 **Options:** N/A
Notes: Power Strip Bracket & Cable Management

Finish	List Price
Black (-BLK) Red (-RD)	700.00



CKP4824GD Checkpoint Ghost Battlestation Gaming Desk w/Multi-Colored LED Lighting/Remote Control, and Built-In Single Outlet w/Dual USB Charging
Overall Size: 47.75W x 24D x 36H **Monitor Shelf:** 47.75W x 9D
Desktop: 47.75W x 23.25D
Carton Wt: 62 **UPS:** Yes
Carton: 54L x 27W x 7H **Cube:** 5.90 **Options:** N/A

Notes: Reinforced Steel Frame, Wireless Device Charging Pad, Headphone/Accessory Hook, Storage Tray and Cup Holder

Finish	List Price
Black	500.00



CKP5454GLD Checkpoint Battlestation L-Shape Gaming Desk w/Multi-Colored LED Lighting/Remote Control, and Built-In Single Outlet w/Dual USB Charging
Overall Size: 54W x 54D x 36H **Monitor Shelf:** 54W x 9D
Desktop: 54W x 22D
Carton Wt: 71 **UPS:** Yes
Carton: 60L x 26W x 8H **Cube:** 7.22 **Options:** N/A

Notes: Reinforced Steel Frame, Wireless Device Charging Pad, Headphone/Accessory Hook, Storage Tray and Cup Holder

Finish	List Price
Black	695.00



EMU4824GD Emulator Battlestation Gaming Desk w/Multi-Colored LED Lighting/Remote Control, and Built-In Single Outlet w/Dual USB Charging
Overall Size: 47.75W x 24D x 36H **Monitor Shelf:** 47.75W x 9D
Carton Wt: 52 **UPS:** Yes
Carton: 54L x 28W x 5H **Cube:** 4.37 **Options:** N/A

Notes: Reinforced Steel Frame, Wireless Device Charging Pad, Headphone/Accessory Hook, Storage Tray and Cup Holder

Finish	List Price
Black	495.00



EMUP48 Emulator Pro Battlestation Gaming Desk w/Multi-Colored LED Lighting/Remote Control, and Built-In Single Outlet w/Dual USB Charging
Overall Size: 47.75W x 24D x 36H **Monitor Shelf:** 47.75W x 9D
Carton Wt: 52 **ISTA:** 6 **UPS:** Yes
Carton: 54L x 28W x 5H **Cube:** 4.37 **Options:** N/A

Notes: **Matte Red Carbon Fiber Finish for Fast-Tracking Gaming Mouse Surface**, Reinforced Steel Frame, Wireless Device Charging Pad, Headphone/Accessory Hook, Storage Tray & Cup Holder

NEW

Finish	List Price
Red Carbon Fiber (-RCF)	500.00



BET25 Beta Battlestation Gaming Desk with Bluetooth RGB LED lights, and 3-Port Magnetic Smart Power USB Hub.
Overall Size: 54W x 23.75D x 28.5H
Carton Wt: 58 **UPS:** Yes
Carton: 58L x 26W x 6H **Cube:** 5.23 **Options:** N/A
Notes: Power Strip Bracket & Cable Management

Finish	List Price
Black (-BLK) Blue (-BLU) Red (-RD)	700.00



LDT4826GD Loadout 48" Gaming Desk with Durable PVC Chevron Pattern Finish, RGB LED lights, USB/Power Charging Hub and Wireless Smart Charger
Overall Size: 47.75W x 26D x 36H **Monitor Shelf:** 47.75W x 9D
Carton Wt: 75 **UPS:** Yes
Carton: 54L x 29W x 8H **Cube:** 7.25 **Options:** N/A
Notes: Cable Management, Tablet/Storage Holder, Pencil/Drink Cup and Headphone/Accessory Hook.

Finish	List Price
Grey	695.00




LDT5454GLD Loadout L-Shape Gaming Desk w/RGB LED lights, USB/Power Charging Hub, Wireless Smart Charge, Cup Holder & Accessory Hook
Overall Size: 54W x 54D x 36H **Monitor Shelf:** 54W x 9D
Carton Wt: 106 **UPS:** Yes
Carton: 63L x 25W x 8H **Cube:** 7.29 **Options:** N/A
Notes: Cable Management, Device Holder with Accessory Tray. Oversized.

Finish	List Price
Grey	895.00

NY **RLD4826GD** Reload 48" Gaming Desk with Remote Controlled RGB LED lights, Single Outlet w/Dual USB Charge, and Wireless Device Charging Pad


Overall Size: 47.75W x 26D x 36H **Monitor Shelf:** 47.75W x 9D
Carton Wt: 64 **UPS:** Yes
Carton: 54L x 29W x 8H **Cube:** 7.25 **Options:** N/A
Notes: Cable Management, Storage Tray and Cup Holder, and Headphone/Accessory Hook. Oversized.



Finish	List Price
Grey	700.00

TX **RLDP60** Reload Pro Battlestation Gaming Desk with Height Adjustable Monitor Mount, RGB LED lights, USB/Power Charging Port


Overall Size: 62.25W x 25.25D x 47.75H
Carton Wt: 79 **UPS:** LTL **NEW**
Carton: 65L x 29W x 8H **Cube:** 8.72 **Options:** N/A
Notes: **Matte Red Carbon Fiber Finish for Fast-Tracking Gaming Mouse Surface**, Accessory Tray, Cup Holder and Accessory Hook



Finish	List Price
Red Carbon Fiber (-RCF)	1095.00

TX **DSR5454GLD** Disruptor L-Shape Gaming Desk with Durable PVC Carbon Fiber, RGB LED lights, USB/Power Charging Hub, and Wireless Smart Charge.


Overall Size: 54W x 54D x 36H **Monitor Shelf:** 54W x 9D
Carton Wt: 93 **UPS:** Yes **NEW**
Carton: 64L x 27W x 7H **Cube:** 7.0 **Options:** N/A
Notes: Cable Management, Device Holder for Accessories, Cup Holder and Accessory Hook.



Finish	List Price
Black/Red	825.00

NJ **ADP6328GD** Adaptor 63" Gaming Desk with Durable PVC Carbon Fiber, RGB LED lights, USB/Power Charging Hub and Wireless Smart Charger

Overall Size: 63W x 28D x 36H **Monitor Shelf:** 63W x 9D
Carton Wt: 89 **UPS:** Yes **NEW**
Carton: 69L x 32W x 7H **Cube:** 8.94 **Options:** N/A
Notes: Cable Management, Tablet/Storage Holder, Pencil/Drink Cup and Headphone/Accessory Hook. Oversized.



Finish	List Price
Grey	850.00

RELOAD PRO BATTLESTATION GAMING DESK

RLDP60-RCF

in Red Carbon Fiber Finish for Fast-Tracking Gaming Mouse Surface



2 power outlets with USB charging port



cup holder



accessories tray keeps loose items organized

DESIGNlab
By OSP FURNITURE™

*accessories not included

Gaming Chairs



IFX25 Influx Gaming Chair with Coil Spring Seat, Built-In Lumbar Support, and Fixed Arms.
Overall Size: 26.5W x 25.5D x 42-45.75H
Seat: 18.5W x 18.25D x 3.25T **Back:** 19.25W x 24.5H x 2.5T **Seat Range:** 18-21.75
Arms to Floor: 25.5 **Carton Wt:** 32 **UPS:** Yes **COM:** N/A
Carton: 26L x 23W x 13H **Cube:** 4.49 **Options:** CG50, SW70
Features: 1, 4, 5, 8, 9 **Control:** Locking Tilt
Notes: Nylon Base

Fabric	List Price
Grey (-GRY) Blue (-BL) Red (-RD)	375.00



KY TX BOA225 Boa II Gaming Chair with Contrast Piping, Coil Spring Seat, and Height Adjustable Arms.
Overall Size: 28.5W x 26D x 47.5-51.25H
Seat: 21.75W x 20D x 4.25T **Back:** 20W x 29.75H x 3T **Seat Range:** 17.75-21.5
Arms to Floor: 24.5 **Carton Wt:** 52 **UPS:** Yes **COM:** N/A
Carton: 37L x 26W x 13H **Cube:** 7.23 **Options:** CG50, SW70
Features: 1, 4, 5, 8, 9 **Control:** Locking Tilt
Notes: Nylon Base with Colored End Caps and Matching Colored Dual Wheel Carpet Casters

Fabric	List Price
Grey (-GRY) Blue (-BL) Red (-RD)	595.00



XPL5125 Xplorer 51 Gaming Chair with Multi-Colored Accents, Coil Spring Seat, and Padded Flip Arms.
Overall Size: 28.25W x 30.25D x 45.25-49H
Seat: 22.5W x 19.75D x 4.5T **Back:** 19W x 27.25H x 2.75T **Seat Range:** 18.75-22.5
Arms to Floor: 27 **Carton Wt:** 43 **UPS:** Yes **COM:** N/A
Carton: 32L x 26W x 13H **Cube:** 6.25 **Options:** CG50, SW70
Features: 1, 4, 5, 8, 9 **Control:** Locking Tilt
Notes: Nylon Base with Colored End Caps and Matching Colored Dual Wheel Carpet Casters

Fabric	List Price
Black/White	575.00



KY TX ICE25 Ice Knight Gaming Chair with Multi-Colored Accents, Coil Spring Seat, and Padded Flip Arms.
Overall Size: 28.25W x 29.25D x 45.5-49.25H
Seat: 21.5W x 20D x 4.5T **Back:** 18W x 27.25H x 3.25T **Seat Range:** 19.25-23
Arms to Floor: 27 **Carton Wt:** 44 **UPS:** Yes **COM:** N/A
Carton: 32L x 26W x 13H **Cube:** 6.25 **Options:** CG50, SW70
Features: 1, 4, 5, 8, 9 **Control:** Locking Tilt
Notes: Nylon Base with Colored End Caps and Matching Colored Dual Wheel Carpet Casters

Fabric	List Price
Black/Blue	550.00



KY TX UPK25 Uplink Gaming Chair with Multi-Colored Accents, Coil Spring Seat, and Padded Flip Arms.
Overall Size: 28.25W x 28D x 47-50.75H
Seat: 22W x 19.5D x 4.5T **Back:** 21W x 29H x 3.75T **Seat Range:** 18.5-22.25
Arms to Floor: 27.5 **Carton Wt:** 43 **UPS:** Yes **COM:** N/A
Carton: 33L x 26W x 15H **Cube:** 7.44 **Options:** CG50, SW70
Features: 1, 4, 5, 8, 9 **Control:** Locking Tilt
Notes: Nylon Base with Colored End Caps and Matching Colored Dual Wheel Carpet Casters

Fabric	List Price
Black/Red/Grey	600.00



KY OVR25 Oversight Gaming Chair with Contrasting Accents, Coil Spring Seat, and Padded Flip Arms.
Overall Size: 28.5W x 29.75D x 46.75-50.5H
Seat: 20.5W x 19.75D x 4.75T **Back:** 21W x 27.75H x 4T **Seat Range:** 19.5-23.25
Arms to Floor: 27 **Carton Wt:** 45 **UPS:** Yes **COM:** N/A
Carton: 32L x 26W x 14H **Cube:** 6.74 **Options:** CG50, SW70
Features: 1, 4, 5, 8, 9 **Control:** Locking Tilt
Notes: Nylon Base with Dual Wheel Carpet Casters

Fabric	List Price
-BL Blue -GRY Grey -RD Red -WH White	575.00



KY **VPR25** Vapor Gaming Chair with Contrast Piping, Coil Spring Seat, and Height Adjustable Arms.

Overall Size: 28.75W x 26.5D x 46-49.75H

Seat: 21W x 18.75D x 4.5T **Back:** 19.5W x 28.5H x 3.25T **Seat Range:** 17.5-21.25

Arms to Floor: 23.25 **Carton Wt:** 48 **UPS:** Yes **COM:** N/A

Carton: 34L x 26W x 14H **Cube:** 7.16 **Options:** CG50, SW70

Features: 1, 4, 5, 8, 9 **Control:** Locking Tilt

Notes: Nylon Base with Colored End Caps and Matching Colored Dual Wheel Carpet Casters

Fabric

List Price

-BL Blue
-RD Red

550.00



KY **CMD25** Commander Gaming Chair in Faux Leather Seat and Back with Coil Spring Seat, and Height Adjustable Arms.

Overall Size: 28.5W x 26.25D x 45.75-49.5H

Seat: 21.25W x 18.25D x 4.75T **Back:** 19W x 26.5H x 3.5T **Seat Range:** 19-22.75

Arms to Floor: 24.75 **Carton Wt:** 48 **UPS:** Yes **COM:** N/A

Carton: 35L x 26W x 15H **Cube:** 7.89 **Options:** CG50, SW70

Features: 1, 4, 5, 8, 9 **Control:** Locking Tilt

Notes: Nylon Base with Dual Wheel Carpet Casters

Fabric

List Price

-GRY Grey

550.00



KY TX **XEN25** Xeno Gaming Chair with Contrast Piping, Coil Spring Seat, and Padded Flip Arms.

Overall Size: 28.25W x 28.25D x 47.25-51.25H

Seat: 20.5W x 19.75D x 4.75T **Back:** 20.25W x 27.5H x 3.25T **Seat Range:** 20.75-24.5

Arms to Floor: 29.5 **Carton Wt:** 39 **UPS:** Yes **COM:** N/A

Carton: 32L x 26W x 14H **Cube:** 6.74 **Options:** CG50, SW70

Features: 1, 4, 5, 8, 9 **Control:** Locking Tilt

Notes: Nylon Base with Dual Wheel Carpet Casters

Fabric

List Price

-BL Blue
-RD Red
-WH White

525.00



ECH92087BT Big & Tall Bonded Leather Gaming Chair with Height Adjustable Padded Flip Arms and Titanium Coated Base.

Overall Size: 28.25W x 29.5D x 49.5-52.5H

Seat: 21.25W x 21.5D x 4.75T **Back:** 20.5W x 31.5H x 3.75T **Seat Range:** 18.5 - 21.5

Arms to Floor: 27.25 **Carton Wt:** 56 **UPS:** Yes **COM:** N/A

Carton: 34L x 26W x 15H **Cube:** 7.67 **Options:** CG50, SW70

Features: 1, 4, 5, 8, 9 **Control:** Locking Tilt

Notes: Supports up to 350 lbs.

Frame/Fabric
Black Bonded
Leather with
-2M Grey Mesh

List Price

895.00

Big & Tall
350 lbs.



NJ KY **ROG25** Rogue High Back Gaming Chair with Controllable **RGB LED Light** Piping, Battery and Height Adjustable Arms.

Overall Size: 28.5W x 27.25D x 46-49.75H

Seat: 20.75W x 20D x 4.25T **Back:** 20.5W x 29H x 3T **Seat Range:** 18.5-22.25

Arms to Floor: 24.75 **Carton Wt:** 47 **UPS:** Yes **COM:** N/A

Carton: 35L x 26W x 13H **Cube:** 6.84 **Options:** CG50, SW70

Features: 1, 4, 5, 8, 9 **Control:** Locking Tilt

Notes: Nylon Base with Colored End Caps and Matching

Colored Dual Wheel Carpet Casters

Fabric

List Price

Grey (-GRY)
Blue (-BLU)
Red (-RD)

995.00



KY **OUT25** Output Mid-Back Gaming Chair with Controllable **RGB LED Light** Piping, Battery and Flip Arms.

Overall Size: 28.5W x 26.5D x 40.5-44.25H

Seat: 20.25W x 19.25D x 4.5T **Back:** 19.25W x 22.75H x 3.25T **Seat Range:** 19-23

Arms to Floor: 25 **Carton Wt:** 41 **UPS:** Yes **COM:** N/A

Carton: 28L x 25W x 13H **Cube:** 5.26 **Options:** CG50, SW70

Features: 1, 4, 5, 8, 9 **Control:** Locking Tilt

Notes: Nylon Base with Colored End Caps and Dual Wheel Carpet Casters

Fabric

List Price

Grey (-GRY)
Blue (-BLU)
Red (-RD)

600.00

pro·line II®

Pro·Line II® is engineered for comfort, durability, and style. With a vast assortment of chairs and work space furnishings, this collection delivers flexible office solutions at an impressive price point.



920350C-R107 Dillon Black with NAP-23-SGW Round Table

Big & Tall



**NJ
KY
TX**

39200 Big and Tall Deluxe High Back Bonded Leather Executive Chair with Padded Flip Arms

Overall Size: 30.25W x 32.5D x 46.75-50H

Seat: 25W x 21.75D x 5.25T **Back:** 23.75W x 28.25H x 6T **Seat Range:** 19-23.75

Arms to Floor: 27.5 **Carton Wt:** 69 **UPS:** Yes **COM:** N/A

Carton: 32L x 29W x 18H **Cube:** 9.6 **Options:** CG50, SW70

Features: 1, 4, 8, 9 **Control:** Locking Tilt

Notes:

Fabric

List Price

Bonded
Leather

925.00

**Big & Tall
400 lbs.**



**NJ
KY**

39203 Big and Tall Deluxe High Back Black Fabric Executive Chair with Padded Flip Arms

Overall Size: 30.25W x 32.5D x 46.75-50H

Seat: 25W x 21.75D x 5.25T **Back:** 23.75W x 28.25H x 6T **Seat Range:** 19-23.75

Arms to Floor: 27.5 **Carton Wt:** 69 **UPS:** Yes **COM:** N/A

Carton: 32L x 29W x 18H **Cube:** 9.66 **Options:** CG50, SW70

Features: 1, 4, 8, 9 **Control:** Locking Tilt

Notes:

Fabric

List Price

Black Fabric

925.00

**Big & Tall
400 lbs.**



**NJ
TX**

69220C-EC3 Big and Tall Mesh Back Black Bonded Leather Executive Chair with Adjustable Lumbar, and 2-Way Adjustable Flip Arms w/3-Position Adjustable Height

Overall Size: 29.75W x 28.5D x 42.75-46.5H

Seat: 21.5W x 22.5D x 5.25T **Back:** 21.5W x 24H **Seat Range:** 19.5-23.25

Arms to Floor: 27.75 **Carton Wt:** 67 **UPS:** Yes **COM:** N/A

Carton: 30L x 28W x 17H **Cube:** 8.26 **Options:** CG50, SW70

Features: 1, 4, 8, 9 **Control:** Locking Tilt

Notes: Memory Foam Seat.

Fabric

List Price

-EC3
Chrome/Black

995.00

**Big & Tall
400 lbs.**

Big & Tall and Deluxe Executive Bonded Leather

pro·line II®



NJ **69226-EC3** Big and Tall Mesh Back Black Bonded Leather Executive Chair with Adjustable Lumbar, and 2-Way Adjustable Flip Arms w/3-Position Adjustable Height
Overall Size: 29.75W x 28.5D x 42.75-46.5H
Seat: 21.5W x 22.5D x 5.25T **Back:** 21.5W x 24H **Seat Range:** 19.5-23.25
Arms to Floor: 27.75 **Carton Wt:** 67 **UPS:** Yes **COM:** N/A
Carton: 30L x 28W x 17H **Cube:** 8.26 **Options:** CG50, SW70
Features: 1, 4, 8, 9 **Control:** Locking Tilt
Notes: Memory Foam Seat.

Fabric	List Price
-EC3 Silver/Black	950.00
Big & Tall 400 lbs.	



KY **69227-3M** Big and Tall Mesh Back Black Mesh Seat Executive Chair with Adjustable Lumbar, and 2-Way Adjustable Flip Arms w/3-Position Adjustable Height
Overall Size: 29.75W x 28.5D x 42.75-46.5H
Seat: 21.5W x 22.5D x 5.25T **Back:** 21.5W x 24H **Seat Range:** 19.5-23.25
Arms to Floor: 27.75 **Carton Wt:** 67 **UPS:** Yes **COM:** N/A
Carton: 30L x 28W x 17H **Cube:** 8.26 **Options:** CG50, SW70
Features: 1, 4, 8, 9 **Control:** Locking Tilt
Notes: Memory Foam Seat.

Big & Tall 400 lbs.



Fabric	List Price
-3M Titanium/ Black Mesh	950.00
A	1000.00
B	1050.00
C	1100.00
R	1175.00

Deluxe Executive Bonded Leather



NJ **EC62119AL-EC2/EC62119AL-EC3** Bonded Leather Executive Chair with Padded Polished Aluminum Arms and Base
Overall Size: 28.75W x 31.25D x 47.5-50H
Seat: 21W x 20.25D x 6T **Back:** 20W x 29.5H X 4T **Seat Range:** 19.75-22.5
Arms to Floor: 27.5 **Carton Wt:** 51 **UPS:** Yes **COM:** N/A
Carton: 37L x 26W x 15H **Cube:** 8.35 **Options:** CG50, SW70
Features: 1, 4, 8, 9 **Control:** Locking Tilt
Notes:

Fabric	List Price
-EC2 Chrome/Grey	895.00
-EC3 Chrome/Black	



NJ **ECH620867-EC2/ECH620867-EC3** Bonded Leather Executive Chair with Padded Flip Arms and Titanium Base
Overall Size: 30.75W x 31.25D x 47.75-50.75H
Seat: 25W x 19D x 6T **Back:** 22.75W x 29H X 6.5T **Seat Range:** 19.25-22
Arms to Floor: 27 **Carton Wt:** 53 **UPS:** Yes **COM:** N/A
Carton: 35L x 26W x 18H **Cube:** 9.47 **Options:** CG50, SW70
Features: 1, 4, 8, 9 **Control:** Locking Tilt
Notes:

Fabric	List Price
-EC2 Titanium/Grey	795.00
-EC3 Titanium/Black	



NJ **ECH620636-EC2/ECH620636-EC3** Bonded Leather Executive Chair with Padded Flip Arms and Silver Base
Overall Size: 30.5W x 30D x 46.5-49.25H
Seat: 24.75W x 18.75D x 5.25T **Back:** 21W x 28H X 4T **Seat Range:** 19-21.75
Arms to Floor: 27.25 **Carton Wt:** 51 **UPS:** Yes **COM:** N/A
Carton: 35L x 26W x 17H **Cube:** 8.95 **Options:** CG50, SW70
Features: 1, 4, 8, 9 **Control:** Locking Tilt
Notes:

Fabric	List Price
-EC2 Silver/Grey	795.00
-EC3 Silver/Black	

Antimicrobial Fabrics



NJ **920350C** High Back Manager's Chair in Antimicrobial Fabric with PU Padded Chrome Arms, and Chrome Base
Overall Size: 29W x 27.25D x 44.25-48H
Seat: 19.5W x 19.25D x 4T **Back:** 18W x 25H x 3.25T **Seat Range:** 20-23.5
Arms to Floor: 27.75 **Carton Wt:** 40 **UPS:** Yes **COM:** N/A
Carton: 32L x 26W x 14H **Cube:** 6.74 **Options:** CG50, SW70
Features: 1, 4, 5, 8, 9 **Control:** Locking Tilt
Notes:

Fabric	List Price
R101 Dillon Snow	695.00
R105 Dillon Blue	
R107 Dillon Black	
R112 Dillon Steel	



NJ **920351C** Mid-Back Manager's Chair in Antimicrobial Fabric with PU Padded Chrome Arms, and Chrome Base
Overall Size: 26.75W x 26D x 37.5-41.25H
Seat: 19.5W x 19.25D x 4T **Back:** 18W x 18.5H x 2.75T **Seat Range:** 19.75-23.5
Arms to Floor: 28 **Carton Wt:** 39 **UPS:** Yes **COM:** N/A
Carton: 25L x 24W x 14H **Cube:** 4.86 **Options:** CG50, SW70
Features: 1, 4, 5, 8, 9 **Control:** Locking Tilt
Notes:

Fabric	List Price
R101 Dillon Snow	600.00
R105 Dillon Blue	
R107 Dillon Black	
R112 Dillon Steel	



62200C High Back Antimicrobial Fabric Chair with Fixed Padded Aluminum Arms and Chrome Base
Overall Size: 29.25W x 27.5D x 47-50H
Seat: 21W x 19D x 4T **Back:** 18.5W x 30.5H x 3.5T **Seat Range:** 17.75-20.75
Arms to Floor: 26 **Carton Wt:** 47 **UPS:** Yes **COM:** N/A
Carton: 36L x 26W x 14D **Cube:** 7.58 **Options:** CG50, SW70
Features: 1, 4, 5, 8, 9 **Control:** Synchro Tilt
Notes: Dual Wheel Carpet Casters.

Fabric	List Price
R107 Dillon Black	925.00



NJ **62300C** High Back Antimicrobial Fabric Chair with Fixed Padded Aluminum Arms and Chrome Base
Overall Size: 29.25W x 25.25D x 45.25-48.25H
Seat: 21W x 20D x 3T **Back:** 18W x 29H x 2.25T **Seat Range:** 17-20
Arms to Floor: 25.25 **Carton Wt:** 45 **UPS:** Yes **COM:** N/A
Carton: 35L x 26W x 12D **Cube:** 6.31 **Options:** CG50, SW70
Features: 1, 4, 5, 8, 9 **Control:** Synchro Tilt
Notes: Dual Wheel Carpet Casters.

Fabric	List Price
R101 Dillon Snow	925.00
R107 Dillon Black	
R112 Dillon Steel	



7250 Deluxe High Back Executive Chair in Dillon Snow with Polished Aluminum Base and Padded Polished Aluminum Arms
Overall Size: 28W x 26.25D x 45-47.25H
Seat: 19.75W x 18.5D x 4T **Back:** 19.75W x 26.5H x 4T **Seat Range:** 18.5-20.75
Arms to Floor: 26.5 **Carton Wt:** 60 **UPS:** Yes **COM:** N/A
Carton: 35L x 26W x 14D **Cube:** 7.37 **Options:** CG50, SW70
Features: 1, 4, 6, 8, 9 **Control:** Mid Pivot Knee Tilt
Notes: Dual Wheel Carpet Casters. **REPLACES 7270.**

Fabric	List Price
-R101 Dillon Snow	850.00



7251 Deluxe Mid Back Executive Chair in Dillon Snow with Polished Aluminum Base and Padded Polished Aluminum Arms
Overall Size: 28.5W x 25D x 40-42.75H
Seat: 20.25W x 19D x 4T **Back:** 18.75W x 20.25H x 4T **Seat Range:** 18-20.75
Arms to Floor: 26.5 **Carton Wt:** 54 **UPS:** Yes **COM:** N/A
Carton: 31L x 26W x 15H **Cube:** 6.99 **Options:** CG50, SW70
Features: 1, 4, 6, 8, 9 **Control:** Mid Pivot Knee Tilt
Notes: Dual Wheel Carpet Casters. **REPLACES 7271.**

Fabric	List Price
-R101 Dillon Snow	795.00



7255 Deluxe Mid Back Visitor's Chair in Dillon Snow with Chrome Base and Padded Polished Aluminum Arms
Overall Size: 25.25W x 25.75D x 40.75H
Seat: 20W x 19D x 4T **Back:** 20W x 22.25H x 4T **Seat Range:** 19 Fixed
Arms to Floor: 27 **Carton Wt:** 45 **UPS:** Yes **COM:** N/A
Carton: 31L x 23W x 16H **Cube:** 6.60 **Options:** N/A
Features: N/A **Control:** N/A
Notes: **REPLACES 7275.**

Fabric	List Price
-R101 Dillon Snow	695.00



99662CDB Dillon Seat and Back with Dual Steel Frame Post, Height & Width Adjustable Arms, Adjustable Back, and Polished Aluminum Base.
Overall Size: 28.75W x 27D x 41.25-46.5H
Seat: 20W x 17.5D x 3.25T **Back:** 19.5W x 23.75H **Seat Range:** 18.25-21.75
Arms to Floor: 25.25 **Carton Wt:** 66 **ISTA:** 3A **UPS:** Yes **COM:** N/A
Carton: 35L x 26W x 16H **Cube:** 8.42 **Options:** CG50, SW70
Features: 1, 4, 8, 9, 15 **Control:** 2-to-1 Synchro Tilt with 3-Position Lock
Notes: Patent Pending. 300 lbs. Wt. Limit.
Seat Slider **NEW**

Fabric	List Price
R105 Dillon Blue	1195.00
R107 Dillon Black	



99661W Breathable White Vertical Mesh Back with Adjustable Back, Dual Steel Frame Post, Height & Width Adjustable Arms, and Polished Aluminum Base.
Overall Size: 28.75W x 27D x 41.25-46.5H
Seat: 20W x 17.5D x 3.25T **Back:** 19.5W x 23.75H **Seat Range:** 18.25-21.75
Arms to Floor: 25.25 **Carton Wt:** 66 **ISTA:** 3A **UPS:** Yes **COM:** N/A
Carton: 35L x 26W x 16H **Cube:** 8.42 **Options:** CG50, SW70
Features: 1, 4, 8, 9, 15 **Control:** 2-to-1 Synchro Tilt with 3-Position Lock
Notes: Optional Adjustable HR31W Headrest. Patent Pending.
 300 lbs. Wt. Limit. KY and TX In-Stock: -5811 Steel
Seat Slider

Fabric	List Price
Polished Aluminum/ 5811 Steel	1050.00
Dillon	1100.00
(Seat Only)	1100.00



99662C Breathable Black Vertical Mesh Back with Adjustable Back, Dual Steel Frame Post, Height & Width Adjustable Arms, and Polished Aluminum Base.
Overall Size: 28.75W x 27D x 41.25-46.5H
Seat: 20W x 17.5D x 3.25T **Back:** 19.5W x 23.75H **Seat Range:** 18.25-21.75
Arms to Floor: 25.25 **Carton Wt:** 66 **ISTA:** 3A **UPS:** Yes **COM:** N/A
Carton: 35L x 26W x 16H **Cube:** 8.42 **Options:** CG50, SW70
Features: 1, 4, 8, 9, 15 **Control:** 2-to-1 Synchro Tilt with 3-Position Lock
Notes: Optional Adjustable HR33B Headrest. Patent Pending.
 300 lbs. Wt. Limit. TX In-Stock: -30. KY In-Stock: -30 & -R107
Seat Slider

Fabric	List Price
Polished Aluminum/ -30 CoalFreeFlex®	975.00
Dillon	1025.00
(Seat Only)	1025.00



99663B Breathable Black Vertical Mesh Back with Adjustable Back, Dual Steel Frame Post, Height & Width Adjustable Arms, and Black Finish Base.
Overall Size: 28.75W x 27D x 41.25-46.5H
Seat: 20W x 17.5D x 3.25T **Back:** 19.5W x 23.75H **Seat Range:** 18.25-21.75
Arms to Floor: 25.25 **Carton Wt:** 66 **ISTA:** 3A **UPS:** Yes **COM:** N/A
Carton: 35L x 26W x 16H **Cube:** 8.42 **Options:** CG50, SW70
Features: 1, 4, 8, 9, 15 **Control:** 2-to-1 Synchro Tilt with 3-Position Lock
Notes: Optional Adjustable HR33B Headrest. Patent Pending.
 300 lbs. Weight Limit. KY and TX In-Stock: -30
Seat Slider

Fabric	List Price
Polished Black/ -30 CoalFreeFlex®	975.00
Dillon	1025.00
(Seat Only)	1025.00



99666S Breathable Silver Vertical Mesh Back with Adjustable Back, Dual Steel Frame Post, Height & Width Adjustable Arms, and Silver Finish Base.
Overall Size: 28.75W x 27D x 41.25-46.5H
Seat: 20W x 17.5D x 3.25T **Back:** 19.5W x 23.75H **Seat Range:** 18.25-21.75
Arms to Floor: 25.25 **Carton Wt:** 66 **ISTA:** 3A **UPS:** Yes **COM:** N/A
Carton: 35L x 26W x 16H **Cube:** 8.42 **Options:** CG50, SW70
Features: 1, 4, 8, 9, 15 **Control:** 2-to-1 Synchro Tilt with 3-Position Lock
Notes: Optional Adjustable HR36S Headrest. Patent Pending.
 300 lbs. Weight Limit. KY In-Stock: -30 Coal FreeFlex®
Seat Slider

Fabric	List Price
Silver/ -30 CoalFreeFlex®	975.00
Dillon	1025.00
(Seat Only)	1025.00



99667T Breathable Silver Vertical Mesh Back with Adjustable Back, Dual Steel Frame Post, Height & Width Adjustable Arms, and Titanium Finish Base.
Overall Size: 28.75W x 27D x 41.25-46.5H
Seat: 20W x 17.5D x 3.25T **Back:** 19.5W x 23.75H **Seat Range:** 18.25-21.75
Arms to Floor: 25.25 **Carton Wt:** 66 **ISTA:** 3A **UPS:** Yes **COM:** N/A
Carton: 35L x 26W x 16H **Cube:** 8.42 **Options:** CG50, SW70
Features: 1, 4, 8, 9, 15 **Control:** 2-to-1 Synchro Tilt with 3-Position Lock
Notes: Optional Adjustable HR36S Headrest. Patent Pending. 300 lbs. Weight Limit. KY In-Stock: -5811 Steel
Seat Slider

Fabric	List Price
Titanium/ 5811 Steel	975.00
Dillon	1025.00
(Seat Only)	1025.00

pro.line II[®] SPX and 8200 Series



HR36S Silver Headrest, **HR33B** Black Headrest, **HR31W** White Headrest (*Headrests Fit 9966 Series Chairs only*)
Overall Size: 11.75W x 3.25D x 6.25H
Carton Wt: 3 **UPS:** Yes **COM:** N/A
Carton: 12L x 12W x 7H **Cube:** 0.58
Notes: Headrests for 99661W, 99662C, 99663B, 99666S, and 99667T

HR31W fits 99661W
HR33B fits 99662C and 99663B
HR36S fits 99666S and 99667T
 NJ In-Stock: HR33B.

Fabric	List Price
Silver Black White	70.00



SPX23590C High Back Manager's Faux Leather Chair with Chrome Arms, and Chrome Base. Includes Removable Arm Sleeves.
Overall Size: 28.75W x 25.25D x 42 - 46H
Seat: 20W x 18D x 3.75T **Back:** 19.5W x 24H x 3.25T **Seat Range:** 19-23
Arms to Floor: 26 **Carton Wt:** 36 **UPS:** Yes **COM:** N/A
Carton: 27L x 26W x 14H **Cube:** 5.68 **Options:** CG50, SW70
Features: 1, 4, 5, 8, 9 **Control:** Locking Tilt
Notes: TX In-Stock: -U6, -U9, -U11 and -U42. KY In-Stock: -U6

Fabric	List Price
Faux Leather -U1 Espresso -U6 Black -U9 Red -U11 White -U42 Charcoal Grey	625.00



SPX23591C Mid Back Manager's Faux Leather Chair with Chrome Arms, and Chrome Base. Includes Removable Arm Sleeves.
Overall Size: 27W x 23.25D x 37 - 40.75H
Seat: 19.75W x 18D x 4T **Back:** 19.5W x 19H x 3.5T **Seat Range:** 19-22.75
Arms to Floor: 25.5 **Carton Wt:** 34 **UPS:** Yes **COM:** N/A
Carton: 25L x 24W x 14H **Cube:** 4.86 **Options:** CG50, SW70
Features: 1, 4, 5, 8, 9 **Control:** Locking Tilt
Notes: TX In-Stock: -U6, -U9, -U11 and -U42. KY In-Stock: -U6

Fabric	List Price
Faux Leather -U1 Espresso -U6 Black -U9 Red -U11 White -U42 Charcoal Grey	550.00



SPX23592C Armless Mid Back Manager's Faux Leather Chair with Chrome Base
Overall Size: 20.25W x 23.5D x 37.25-41H
Seat: 20.25W x 19D x 2T **Back:** 19.25W x 15.5H x 2T **Seat Range:** 18.75-22.25
Arms to Floor: N/A **Carton Wt:** 29 **UPS:** Yes **COM:** N/A
Carton: 26L x 25W x 24H **Cube:** 9.02 **Options:** CG50, SW70
Features: 1, 4, 5, 8, 9 **Control:** Locking Tilt
Notes: NJ and KY In-Stock: -U6 and -U11.
 TX In-Stock: -U6, -U9, -U11 and -U42.

Fabric	List Price
Faux Leather -U1 Espresso -U6 Black -U9 Red -U11 White -U42 Charcoal Grey	500.00



SPX23595C Guest Faux Leather Chair with Chrome Arms, Matching Sleeves and Chrome Sled Base. Includes Removable Arm Sleeves.
Overall Size: 23.25W x 24.5D x 37.75H
Seat: 20W x 18D x 3.5T **Back:** 19.75W x 18.75H x 4.5T **Seat Range:** 19.75
Arms to Floor: 26.5 **Carton Wt:** 31 **UPS:** Yes **COM:** N/A
Carton: 27L x 21W x 15H **Cube:** 4.92 **Options:** N/A
Features: N/A **Control:** N/A
Notes: NJ In-Stock: -U6, -U11 and -U42.
 TX In-Stock: -U6, -U9, -U11 and -U42. KY In-Stock: -U6

Fabric	List Price
Faux Leather -U1 Espresso -U6 Black -U9 Red -U11 White -U42 Charcoal Grey	525.00

8200 Series



8200 Deluxe High Back Executive Leather Chair with Polished Aluminum Base and Padded Polished Aluminum Arms
Overall Size: 28.25W x 26.5D x 45-47.5H
Seat: 19.75W x 18.75D x 4T **Back:** 19.75W x 26.5H x 4T **Seat Range:** 18.5-21
Arms to Floor: 29.25 **Carton Wt:** 60 **UPS:** Yes **COM:** N/A
Carton: 34L x 26W x 14D **Cube:** 7.16 **Options:** CG50, SW70
Features: 1, 4, 6, 8, 9 **Control:** Mid Pivot Knee Tilt
Notes: Dual Wheel Carpet Casters

Fabric	List Price
Black Top Grain Leather	895.00

8200 Series, Plastic Back and Executive Ergonomic

pro·line II



8201 Deluxe Mid Back Executive Leather Chair with Polished Aluminum Base and Padded Polished Aluminum Arms
NJ KY TX
Overall Size: 28.25W x 26.75D x 38.75-41.5H
Seat: 20.25W x 18.75D x 4T **Back:** 18.75W x 20.25H x 4T **Seat Range:** 18-20.75
Arms to Floor: 26.25 **Carton Wt:** 53 **UPS:** Yes **COM:** N/A
Carton: 31L x 26W x 15H **Cube:** 6.99 **Options:** CG50, SW70
Features: 1, 4, 6, 8, 9 **Control:** Mid Pivot Knee Tilt
Notes: Dual Wheel Carpet Casters

Fabric	List Price
Black Top Grain Leather	850.00




8205 Deluxe Mid Back Leather Visitor's Chair with Chrome Base and Padded Polished Aluminum Arms
NJ TX
Overall Size: 25W x 26.25D x 39H
Seat: 20W x 18.75D x 3.75T **Back:** 19W x 21H x 3.75T **Seat Range:** 18.5 Fixed
Arms to Floor: 28.75 **Carton Wt:** 46 **UPS:** Yes **COM:** N/A
Carton: 31L x 23W x 16H **Cube:** 6.6 **Options:** N/A
Features: N/A **Control:** N/A
Notes:

Fabric	List Price
Black Top Grain Leather	750.00

Plastic Back




97898CBK Black Contoured Plastic Back Manager's Chair with Adjustable Arms, Ratchet Back, Seat Slider, and Fabric Seat
NJ
Overall Size: 27.75W x 26.5D x 37.5-43.25H
Seat: 19.75W x 18D x 3.5T **Back:** 18.75W x 19.75H **Seat Range:** 18.25-22
Arms to Floor: 25.75 **Carton Wt:** 59 **UPS:** Yes **COM:** 0.5 yds
Carton: 27L x 26W x 14H **Cube:** 5.68 **Options:** CG50, SW70
Features: 1, 2, 3, 4, 5, 8, 9, 13, 15 **Control:** Multi-Function w/Seat Slider
Notes: Dual Wheel Carpet Casters, Polished Aluminum Base
Seat Slider

Fabric	List Price
-30 Coal FreeFlex®	625.00
Dillon	650.00
 (Seat Only)	650.00




97898CWH White Contoured Plastic Back Manager's Chair with Adjustable Arms, Ratchet Back, Seat Slider, and Fabric Seat
NJ
Overall Size: 27.75W x 26.5D x 37.5-43.25H
Seat: 19.75W x 18D x 3.5T **Back:** 18.75W x 19.75H **Seat Range:** 18.25-22
Arms to Floor: 25.75 **Carton Wt:** 59 **UPS:** Yes **COM:** 0.5 yds
Carton: 27L x 26W x 14H **Cube:** 5.68 **Options:** CG50, SW70
Features: 1, 2, 3, 4, 5, 8, 9, 13, 15 **Control:** Multi-Function w/Seat Slider
Notes: Dual Wheel Carpet Casters, Polished Aluminum Base
Seat Slider

Fabric	List Price
-30 Coal FreeFlex®	625.00
Dillon	650.00
 (Seat Only)	650.00




97898CGY Grey Contoured Plastic Back Manager's Chair with Adjustable Arms, Ratchet Back, Seat Slider, and Fabric Seat
NJ
Overall Size: 27.75W x 26.5D x 37.5-43.25H
Seat: 19.75W x 18D x 3.5T **Back:** 18.75W x 19.75H **Seat Range:** 18.25-22
Arms to Floor: 25.75 **Carton Wt:** 59 **UPS:** Yes **COM:** 0.5 yds
Carton: 27L x 26W x 14H **Cube:** 5.68 **Options:** CG50, SW70
Features: 1, 2, 3, 4, 5, 8, 9, 13, 15 **Control:** Multi-Function w/Seat Slider
Notes: Dual Wheel Carpet Casters, Polished Aluminum Base
Seat Slider

Fabric	List Price
-30 Coal FreeFlex®	625.00
Dillon	650.00
 (Seat Only)	650.00

Executive Ergonomic



54666 Multi Shift Ergonomic Chair with 2-to-1 Control, Seat Slider, 2-Way Adjustable Arms and Titanium Finish Aluminum Base. 24/7 High Intensity Use Chair.
NJ KY TX
Overall Size: 28.5W x 27D x 37.5-41.5H
Seat: 20W x 18.5D x 3.5T **Back:** 18.5W x 19.5H x 3.5T **Seat Range:** 19.25 -22.5
Arms to Floor: 26 **Carton Wt:** 59 **UPS:** Yes **COM:** N/A
Carton: 30L x 26W x 15H **Cube:** 6.54 **Features:** 1, 3, 4, 7, 8, 9, 15
Control: 3 Position Locking 2-to-1 Synchro Tilt with Seat Slider
Notes: Increased Foam Density for Added Durability.
 KY and TX In-Stock: -231 Black
Seat Slider

Fabric	List Price
-231 Black Icon	650.00
	



8511 High Back Ergonomic Chair with Multi-Function Control, Seat Slider, Ratchet Back, 2-Way Adjustable Arms and Titanium Finish Aluminum Base

Overall Size: 28.25W x 24D x 44.75-48.25H
Seat: 20.75W x 18.25D x 4T **Back:** 20W x 22.75H x 3.5T **Seat Range:** 18.5-22
Arms to Floor: 25 **Carton Wt:** 62 **UPS:** Yes **COM:** 1.75 yds
Carton: 29L x 26W x 15H **Cube:** 6.5 **Options:** CG50, SW70
Features: 1, 2, 4, 8, 13, 15 **Control:** Multi-Function with Seat Slider
Notes: Oversized Dual Wheel Carpet Casters. NJ In-Stock: -231 Black

Fabric	List Price
A	750.00
B	790.00
C	832.00
R	875.00



8512 Mid Back Ergonomic Chair with Multi-Function Control, Seat Slider, Ratchet Back, 2-Way Adjustable Arms and Titanium Finish Aluminum Base

Overall Size: 28W x 25D x 37.75-44.25H
Seat: 20.75W x 18.5D x 4.5T **Back:** 19W x 18.25-21.25H x 3.5T **Seat Range:** 19.25-22.75
Arms to Floor: 25.75 **Carton Wt:** 63 **UPS:** Yes **COM:** 1.5 yds
Carton: 27L x 26W x 16H **Cube:** 6.5 **Options:** CG50, SW70
Features: 1, 2, 4, 8, 13, 15 **Control:** Multi-Function with Seat Slider
Notes: Oversized Dual Wheel Carpet Casters. NJ In-Stock: -231 Black
Seat Slider

Fabric	List Price
A	700.00
B	738.00
C	776.00
R	820.00



2817 ProGrid® Mesh Back Armless Task Chair with Padded Fabric Seat, Ratchet Back and Pneumatic Control

Overall Size: 25.75W x 23.75D x 35.25-42.75H
Seat: 19.75W x 17.75D x 2.5T **Back:** 19W x 18.25H **Seat Range:** 17-22.25
Arms to Floor: N/A **Carton Wt:** 30 **UPS:** Yes **COM:** 0.75 yd
Carton: 24L x 24W x 13H **Cube:** 4.33 **Options:** CG50, SW70, 04 Arms
Features: 1, 2, 4 **Control:** Pneumatic
Notes: Dual Wheel Carpet Casters

Fabric	List Price
-30 Coal FreeFlex®	330.00
A	350.00
B	365.00
C	385.00
R	405.00



28174 ProGrid® Mesh Back Task Chair with Padded Fabric Seat, Adjustable Arms, Ratchet Back and Pneumatic Control

Overall Size: 26.5W x 23.75D x 35-42.75H
Seat: 19.5W x 17.75D x 2.5T **Back:** 17.75W x 18.25H **Seat Range:** 17-22.25
Arms to Floor: 26.25 **Carton Wt:** 36 **UPS:** Yes **COM:** 0.75 yd
Carton: 24L x 24W x 13H **Cube:** 4.33 **Options:** CG50, SW70
Features: 1, 2, 4 **Control:** Pneumatic
Notes: Dual Wheel Carpet Casters. 2817 with 04 Arms.
Seat Slider

Fabric	List Price
-30 Coal FreeFlex®	400.00
A	425.00
B	450.00
C	475.00
R	500.00



2902 Ergonomic Task Chair with ProGrid® Mesh Back, Padded Fabric Seat and Multi-Task Control

Overall Size: 25W x 23D x 33.25-38.25H
Seat: 19.5W x 18D x 2T **Back:** 18W x 16.5-18.25H **Seat Range:** 18.25-23.25
Arms to Floor: N/A **Carton Wt:** 33 **UPS:** Yes **COM:** 0.5 yd
Carton: 24L x 24W x 14H **Cube:** 4.66 **Options:** CG50, SW70, 04 Arms
Features: 1, 2, 4, 10 **Control:** Multi-Task
Notes: Dual Wheel Carpet Casters. NJ In-Stock: -30

Fabric	List Price
-30 Coal FreeFlex®	375.00
A	395.00
B	415.00
C	438.00
R	462.00



29024 Ergonomic Task Chair with ProGrid® Mesh Back, Padded Fabric Seat, Adjustable Arms and Multi-Task Control

Overall Size: 26.5W x 25.75D x 34.75-41.25H
Seat: 19.5W x 17.75D x 2.5T **Back:** 17.5W x 16H **Seat Range:** 18-23
Arms to Floor: 26.5 **Carton Wt:** 39 **UPS:** Yes **COM:** 0.5 yd
Carton: 24L x 24W x 13H **Cube:** 4.33 **Options:** CG50, SW70
Features: 1, 2, 4, 10 **Control:** Multi-Task
Notes: Dual Wheel Carpet Casters. 2902 with 04 Arms. NJ In-Stock: -30

Fabric	List Price
-30 Coal FreeFlex®	440.00
A	465.00
B	490.00
C	515.00
R	542.00



98341 Ergonomic Task Chair with ProGrid® Mesh Back and Ratchet Back Height Adjustment without Arms and Dual Function Control
 Overall Size: 26.75W x 22.75D x 35.5-43.5H
 Seat: 19.75W x 18.5D x 3T Back: 19W x 19.25H Seat Range: 17.5-20.5
 Arms to Floor: N/A Carton Wt: 41 UPS: Yes COM: 0.5 yd
 Carton: 25L x 25W x 14H Cube: 5.06 Options: CG50, SW70, 04 Arms
 Features: 1, 2, 4, 11 Control: Dual Function
 Notes: Dual Wheel Carpet Casters. NJ In-Stock: -30
 Seat Slider

Fabric	List Price
-30 Coal FreeFlex®	465.00
A	490.00
B	515.00
C	542.00
R	570.00



98344 Ergonomic Task Chair with ProGrid® Mesh Back and Ratchet Back Height Adjustment, Adjustable Arms and Dual Function Control
 Overall Size: 27.5W x 22.75D x 35.5-43.5H
 Seat: 19.75W x 18.5D x 3T Back: 19W x 19.25H Seat Range: 17.5-20.5
 Arms to Floor: 26 Carton Wt: 48 UPS: Yes COM: 0.5 yd
 Carton: 25L x 25W x 14H Cube: 5.06 Options: CG50, SW70, 04 Arms
 Features: 1, 2, 4, 11 Control: Dual Function
 Notes: Dual Wheel Carpet Casters. NJ In-Stock: -30

Fabric	List Price
-30 Coal FreeFlex®	525.00
A	552.00
B	582.00
C	612.00
R	645.00



511342AL Grey ProGrid® Mesh High Back Chair with Seat Slider, Adjustable Arms with Depth Adjustable Pads and Polished Aluminum Base
 Overall Size: 27.5W x 25D x 38.75-42.25H
 Seat: 19.25W x 19.25D x 2.5T Back: 19.5W x 22H Seat Range: 17.75-21.25
 Arms to Floor: 24.75 Carton Wt: 51 UPS: Yes COM: N/A
 Carton: 30L x 29W x 13H Cube: 6.54 Options: SW392, HRX52
 Features: 1, 3, 4, 7, 8, 9, 15 Control: 3 Position Locking 2-to-1 Synchro Tilt
 Notes: Oversized Dual Wheel Carpet Casters
 With Headrest use Model #511342ALHRX52
 Seat Slider

Fabric	List Price
Grey ProGrid® Back and Grey Fabric Seat	795.00
A	836.00
B	880.00
C	930.00
R	980.00



511343AT Black ProGrid® Mesh High Back Chair with Seat Slider, Adjustable Arms with Depth Adjustable Pads and Aluminum Base with Titanium Finish
 Overall Size: 26.25W x 26D x 38-42.25H
 Seat: 19.25W x 19.5D x 2.5T Back: 18.75W x 21.75H Seat Range: 17.5-21.5
 Arms to Floor: 25 Carton Wt: 53 UPS: Yes COM: 0.75 yd
 Carton: 30L x 25W x 13H Cube: 5.64 Options: SW392, HRX53
 Features: 1, 3, 4, 7, 8, 9, 15 Control: 3 Position Locking 2-to-1 Synchro Tilt
 Notes: Oversized Dual Wheel Carpet Casters
 With Headrest use Model #511343ATHRX53

Fabric	List Price
Black ProGrid® Back and Black Fabric Seat	795.00
A	836.00
B	880.00
C	930.00
R	980.00



HRX52 Grey ProGrid® Headrest **HRX53** Black ProGrid® Headrest
 (Headrests Fit 511342AL and 511343AT Chairs only)
 Overall Size: 12.5W x 7D x 9H
 Pad Size: 12.5W x 6.25H x 1T
 Carton Wt: 2 UPS: Yes COM: N/A
 Carton: 13L x 10W x 6H Cube: 0.45
 Notes: To Order Chair with Headrest, Use Model #'s 511342ALHRX52 for Grey or 511343ATHRX53 for Black

Fabric	List Price
Black or Grey ProGrid®	80.00

ProGrid® White Series



8810W ProGrid® Mesh Back with Padded Fabric Seat Visitor's Chair with Arms and White Finish Frame
 Overall Size: 25W x 25D x 37H
 Seat: 18.5W x 18D x 2.5T Back: 19.5W x 19.75H Seat Range: 19 Fixed
 Arms to Floor: 26.75 Carton Wt: 26 UPS: Yes COM: .5 yds
 Carton: 34L x 23W x 11H Cube: 4.97 Options: SW72
 Features: N/A Control: N/A
 Notes:

Fabric	List Price
Dillon	425.00
(Seat only)	425.00

pro.line II® ProGrid® White Series



8840W ProGrid® Mesh Back with Padded Fabric Seat Visitor's Chair with Arms, Casters and White Finish Frame

Overall Size: 25W x 24.5D x 36.75H
 Seat: 18.5W x 18D x 2.5T Back: 19.5W x 18.5H Seat Range: 19 Fixed
 Arms to Floor: 26.75 Carton Wt: 26 UPS: Yes COM: .5 yds
 Carton: 34L x 23W x 11H Cube: 4.97 Options: N/A
 Features: N/A Control: N/A
 Notes:

Fabric	List Price
Dillon	435.00
(Seat only)	435.00



95672 ProGrid® White Mesh High Back Chair with 2-Way Adjustable Arms, Ratchet Back, Deluxe 2-to-1 Synchro Tilt Control and Seat Slider

Overall Size: 25.5W x 23.25D x 43 - 48.75H
 Seat: 20.25W x 20.75D x 3T Back: 20W x 27H Seat Range: 19.75 - 23
 Arms to Floor: 26.5 Carton Wt: 56 UPS: Yes COM: 0.75 yds
 Carton: 29L x 25W x 15H Cube: 6.29 Options: CG50, SW70
 Features: 1, 2, 3, 4, 7, 8, 9, 15 Control: 3 Position Locking 2-to-1 Synchro Tilt
 Notes: Oversized Dual Wheel Carpet Casters

Seat Slider

Fabric	List Price
ProGrid® Back and -5882 Dove Ivory Dillon	795.00
Dillon	850.00
(Seat only)	850.00




95673 ProGrid® White Mesh Mid Back Chair with 2-Way Adjustable Arms, Ratchet Back, Deluxe 2-to-1 Synchro Tilt Control and Seat Slider

Overall Size: 25.75W x 24.75D x 37.75 - 44H
 Seat: 20.5W x 20.25D x 3.5T Back: 19.5W x 19.75H Seat Range: 19-22.5
 Arms to Floor: 26.25 Carton Wt: 54 UPS: Yes COM: 0.75 yds
 Carton: 27L x 25W x 14H Cube: 5.46 Options: CG50, SW70
 Features: 1, 2, 3, 4, 7, 8, 9, 15 Control: 3 Position Locking 2-to-1 Synchro Tilt
 Notes: Oversized Dual Wheel Carpet Casters
 NJ, KY and TX In-Stock: -5882 Dove Ivory

Seat Slider

Fabric	List Price
ProGrid® Back and -5882 Dove Ivory Dillon	695.00
Dillon	750.00
(Seat only)	750.00

ProGrid® Series



92892 ProGrid® Mesh High Back Chair with 3-Way Adjustable Arms, Seat Slider, Multi-Function Control and Fixed Back

Overall Size: 27.75W x 29D x 42.5-46H
 Seat: 21W x 19.5D x 3T Back: 19.5W x 24H Seat Range: 19-22.5
 Arms to Floor: 25.5 Carton Wt: 58 UPS: Yes COM: 0.75 yds
 Carton: 31L x 25W x 13H Cube: 5.83 Options: CG50, SW70
 Features: 1, 3, 4, 13, 15 Control: Multi-Function with Fixed Back
 Notes: Dual Wheel Carpet Casters.
 NJ, KY & TX In-Stock: -30 Coal FreeFlex®

Seat Slider

Fabric	List Price
-30 Coal FreeFlex®	625.00
A	658.00
B	692.00
C	730.00
R	770.00




92893 ProGrid® Mesh Back Manager's Chair with 3-Way Adjustable Arms, Ratchet Back, Seat Slider and Fabric Seat

Overall Size: 27W x 24D x 37.75-41.25H
 Seat: 20.25W x 19.75D x 3.5T Back: 18.5W x 18.5H Seat Range: 18.5-22
 Arms to Floor: 25.25 Carton Wt: 56 UPS: Yes COM: 0.75 yds
 Carton: 26L x 25W x 15H Cube: 5.64 Options: CG50, SW70
 Features: 1, 3, 4, 13, 15 Control: Multi-Function w/Seat Slider
 Notes: Dual Wheel Carpet Casters
 NJ, KY, TX In-Stock: -30 Coal FreeFlex®

Seat Slider

Fabric	List Price
-30 Coal FreeFlex®	585.00
A	615.00
B	648.00
C	682.00
R	720.00



90662 ProGrid® Mesh High Back Chair with 3-Way Adjustable Arms, 3 Position Locking, 2-to-1 Synchro Tilt Control and Seat Slider

Overall Size: 28W x 27D x 41.25-44.75H
 Seat: 20.25W x 19D x 3.5T Back: 19W x 23H Seat Range: 19-22.5
 Arms to Floor: 26 Carton Wt: 54 UPS: Yes COM: 0.75 yds
 Carton: 31L x 26W x 14H Cube: 6.53 Options: CG50, SW70
 Features: 1, 3, 4, 7, 8, 9, 15 Control: 3 Position Locking 2-to-1 Synchro Tilt
 Notes: Dual Wheel Carpet Casters
 NJ, KY and TX In-Stock: -30 Coal FreeFlex®

Seat Slider



Fabric	List Price
-30 Coal FreeFlex®	595.00
A	625.00
B	658.00
C	692.00
R	730.00



92343 ProGrid® Mesh Back Manager's Chair with 3-Way Adjustable Arms, Ratchet Back and Fabric Seat
Overall Size: 26.75W x 25.25D x 36H
Seat: 20.25W x 19.75D x 3.5T **Back:** 18.5W x 18.25H **Seat Range:** 18.25-22.5
Arms to Floor: 24.75 **Carton Wt:** 50 **UPS:** Yes **COM:** 0.75 yd
Carton: 25L x 25W x 14H **Cube:** 5.06 **Options:** CG50, SW70
Features: 1, 4, 11 **Control:** Dual Function
Notes: Dual Wheel Carpet Casters. NJ & KY In-Stock: -30 Coal FreeFlex®

NJ
KY



Fabric	List Price
-30 Coal FreeFlex®	525.00
A	552.00
B	582.00
C	612.00
R	645.00



92553 ProGrid® Mesh Back Manager's Chair with Height Adjustable Arms, Ratchet Back and Fabric Seat
Overall Size: 25.25W x 24.75D x 36.25-42.25H
Seat: 20.25W x 19.75D x 3.5T **Back:** 18.5W x 21H **Seat Range:** 19.25-22.5
Arms to Floor: 25.75 **Carton Wt:** 47 **UPS:** Yes **COM:** 0.75 yd
Carton: 25L x 25W x 14H **Cube:** 5.06 **Options:** CG50, SW70
Features: 1, 4, 7,8 **Control:** 2-to-1 Synchro Tilt
Notes: Nylon Base. NJ, KY and TX In-Stock: -30 Coal FreeFlex®

NJ
KY
TX



Fabric	List Price
-30 Coal FreeFlex®	495.00
-R107 Dillon Black	525.00
A	525.00
B	552.00
C	582.00
R	612.00



92555 Air Mist Mesh Back Task Chair with Molded Foam Seat, 2-Way Adjustable Arms and Ratchet Back Height Adjustment
Overall Size: 26.75W x 24.25D x 36.25-42.5H
Seat: 20.25W x 19D x 3.5T **Back:** 19W x 18.5H **Seat Range:** 19-22.75
Arms to Floor: 25.25 **Carton Wt:** 49 **UPS:** Yes **COM:** 0.75 yd
Carton: 25L x 25W x 14H **Cube:** 5.06 **Options:** CG50, SW70
Features: 1, 2, 4, 7, 8, 9 **Control:** 2-to-1 Synchro Tilt
Notes: Dual Wheel Carpet Casters

NJ
TX



Fabric	List Price
Carbon/Grey (-9201)	495.00
Black (-9206)	
Orange (9270)	
Red (-9276)	
Blue (-9278)	
Green (-9279)	



92555

Air Mist Mesh Back Task Chair

pro·line II® ProGrid® Series and Visitor's Chairs



98346 ProGrid® Mesh Back Manager's Chair with Leather and Mesh Seat, 3-Way Adjustable Arms with Depth Adjustable Pads and Dual Function Control

Overall Size: 27.25W x 24.5D x 36.75-42.75H
Seat: 19.75W x 19D x 4T **Back:** 19W x 18.25H **Seat Range:** 18.5-22
Arms to Floor: 25.25 **Carton Wt:** 52 **UPS:** Yes **COM:** N/A
Carton: 25L x 25W x 14H **Cube:** 5.06 **Options:** CG50, SW70
Features: 1, 4, 11 **Control:** Dual Function
Notes: Dual Wheel Carpet Casters

Fabric	List Price
ProGrid® Back Black Leather and Mesh Fabric Seat	595.00



93720 ProGrid® Mesh High Back Chair with 3-Way Adjustable Arms, Seat Slider and Synchro Control with Infinite Lock and Titanium Finish Aluminum Base

Overall Size: 27.75W x 27.25D x 43-45.75H
Seat: 20W x 18.5D **Back:** 21.25W x 24H **Seat Range:** 19.5-21.75
Arms to Floor: 26.25 **Carton Wt:** 64 **UPS:** Yes **COM:** N/A
Carton: 37L x 26W x 15H **Cube:** 8.35 **Options:** CG50, SW70
Features: 1, 3, 4, 7, 8, 9, 15 **Control:** Synchro with Seat Slider
Notes: Dual Wheel Carpet Casters.

Fabric	List Price
ProGrid® Seat and Back	895.00

Seat Slider



97720C Mesh High Back Chair with Fabric Seat, 3-Way Adjustable Arms, Seat Slider and Synchro Control with Infinite Lock and Chrome Finish Base

Overall Size: 29W x 29D x 40.5-46H
Seat: 20.5W x 19.5D x 3.5T **Back:** 21.5W x 25.5H **Seat Range:** 18-21
Arms to Floor: 25.75 **Carton Wt:** 67 **UPS:** Yes **COM:** 0.75 yd
Carton: 37L x 26W x 15H **Cube:** 8.35 **Options:** CG50, SW70
Features: 1, 3, 4, 7, 8, 9, 15 **Control:** Synchro with Seat Slider
Notes:

Fabric	List Price
-30 Coal FreeFlex®	925.00
A	975.00
B	1025.00
C	1080.00
R	1135.00

Seat Slider



97720 ProGrid® Mesh High Back Chair with Fabric Seat, 3-Way Adjustable Arms, Seat Slider and Synchro Control with Infinite Lock and Titanium Finish Base

Overall Size: 29W x 29D x 40.5-46H
Seat: 20.5W x 19.5D x 3.5T **Back:** 21.5W x 25.5H **Seat Range:** 18-21
Arms to Floor: 25.75 **Carton Wt:** 67 **UPS:** Yes **COM:** 0.75 yd
Carton: 37L x 26W x 15H **Cube:** 8.35 **Options:** CG50, SW70
Features: 1, 3, 4, 7, 8, 9, 15 **Control:** Synchro with Seat Slider
Notes: Dual Wheel Carpet Casters. Cal 133 Compliant.
 TX In-Stock: -30 Coal FreeFlex® and -R107 Dillon Black
 NJ In-Stock: -30 Coal FreeFlex® and -R107 Dillon Black

Fabric	List Price
-30 Coal FreeFlex®	850.00
-R105 Dillon Blue	875.00
-R107 Dillon Black	
A	922.00
B	970.00
C	1022.00
R	1075.00

***New Colors** Seat Slider

Visitor's Chairs



83730T Padded Seat and Back Visitor's Chair with Titanium Finish Frame

Overall Size: 24.25W x 25D x 37.5H
Seat: 19.25W x 18.75D x 4.75 **Back:** 18W x 19.5H x 3T **Seat Range:** 19 Fixed
Arms to Floor: 27.25 **Carton Wt:** 35 **UPS:** Yes **COM:** 0.75 yd
Carton: 35L x 23W x 12H **Cube:** 5.59 **Options:** N/A
Features: N/A **Control:** N/A
Notes: TX In-Stock: -30

Fabric	List Price
-30 Coal FreeFlex®	395.00
A	415.00
B	436.00
C	465.00
R	495.00



83750C Padded Seat and Back Visitor's Chair with Chrome Finish Frame

Overall Size: 24.5W x 25.25D x 37.5H
Seat: 19W x 17.75D x 4.75 **Back:** 18W x 19.25H x 3T **Seat Range:** 19.5 Fixed
Arms to Floor: 27 **Carton Wt:** 33 **UPS:** Yes **COM:** 0.75 yd
Carton: 35L x 24W x 12H **Cube:** 5.83 **Options:** N/A
Features: N/A **Control:** N/A
Notes:

Fabric	List Price
-30 Coal FreeFlex®	395.00
A	415.00
B	436.00
C	465.00
R	495.00



88710C Guest Chair with Mesh Back, Padded Fabric Seat and Chrome Finish Frame
NJ TX
 Overall Size: 26W x 25.25D x 36.75H
 Seat: 18W x 19D x 4T Back: 17.75W x 19.25H Seat Range: 19 Fixed
 Arms to Floor: 26.25 Carton Wt: 26 UPS: Yes COM: 0.75 yds
 Carton: 32L x 23W x 9H Cube: 3.83 Options: N/A
 Features: N/A Control: N/A
 Notes:

Fabric -30 Coal FreeFlex®	List Price
	350.00
A	370.00
B	390.00
C	410.00
R	435.00



85640 ProGrid® Mesh Back Visitor's Chair with Padded Fabric Seat, Contoured Arms, Casters and Titanium Finish Frame
NJ KY TX
 Overall Size: 24.5W x 23.25D x 37.75H
 Seat: 17W x 19.75D x 2.25T Back: 19.75W x 20H Seat Range: 18.5 Fixed
 Arms to Floor: 26.75 Carton Wt: 24 UPS: Yes COM: 0.75 yds
 Carton: 34L x 22W x 11H Cube: 4.76 Options: SW72
 Features: N/A Control: N/A
 Notes: NJ, KY and TX In-Stock: -30 Coal FreeFlex®

Fabric -30 Coal FreeFlex®	List Price
	375.00
A	395.00
B	415.00
C	438.00
R	460.00



85670 ProGrid® Mesh Back Visitor's Chair with Padded Fabric Seat, Contoured Arms and Titanium Finish Frame
NJ KY TX
 Overall Size: 24.5W x 23.25D x 37.75H
 Seat: 17W x 19.75D x 2.25T Back: 19.75W x 20H Seat Range: 18.5 Fixed
 Arms to Floor: 26.75 Carton Wt: 24 UPS: Yes COM: 0.75 yds
 Carton: 34L x 22W x 11H Cube: 4.76 Options: N/A
 Features: N/A Control: N/A
 Notes: NJ, KY and TX In-Stock: -30 Coal FreeFlex®

Fabric -30 Coal FreeFlex®	List Price
	360.00
A	380.00
B	400.00
C	425.00
R	445.00



84510 ProGrid® Mesh Back Visitor's Chair with Padded Fabric Seat, Contoured Arms and Titanium Finish Frame
NJ KY TX
 Overall Size: 25.5W x 24D x 36.5H
 Seat: 18.5W x 19.5D x 3.25T Back: 20.75W x 21.75H Seat Range: 18.5 Fixed
 Arms to Floor: 26 Carton Wt: 30 UPS: Yes COM: 0.75 yds
 Carton: 34L x 21W x 11H Cube: 4.54 Options: N/A
 Features: N/A Control: N/A
 Notes: Stacks with 84540. NJ, KY and TX In-Stock: -30 Coal FreeFlex®.
 -R107 Dillon Black **Not** Stocked in KY.

Fabric -30 Coal FreeFlex®	List Price
	370.00
-R107 Dillon Black	385.00
A	405.00
B	426.00
C	450.00
R	475.00



84540 ProGrid® Mesh Back Visitor's Chair with Padded Fabric Seat, Arms, Casters and Titanium Finish Frame
NJ KY TX
 Overall Size: 25.5W x 24D x 36.5H
 Seat: 18.5W x 19.5D x 3.25T Back: 20.75W x 21.75H Seat Range: 18.5 Fixed
 Arms to Floor: 26 Carton Wt: 32 UPS: Yes COM: 0.75 yds
 Carton: 34L x 21W x 11H Cube: 4.54 Options: SW72
 Features: N/A Control: N/A
 Notes: Stacks with 84510. NJ, KY and TX In-Stock: -30 Coal FreeFlex®.
 -R107 Dillon Black **Not** Stocked in KY.

Fabric -30 Coal FreeFlex®	List Price
	385.00
-R107 Dillon Black	400.00
A	420.00
B	442.00
C	465.00
R	490.00



88627C Tall Stacking Visitor's Chair with Breathable Mesh Back and Black FreeFlex® -30 Seat with Chrome Sled Base
NJ TX
 Overall Size: 22.25W x 25D x 44.75H
 Seat: 17W x 18.5D x 1.75T Back: 19.5W x 16H Seat Range: 29.5 Fixed
 Weights: 443/43 UPS: Yes (2-Pack Only)
 Dolly: 46L x 27W x 93H (22-Pack) Cube: 66.84
 Carton: 50L x 28W x 22H (2-Pack) Cube: 17.82
 Notes: Stacking. Sold in 22 Bulk pack w/Dolly, or 2-Pack.
 TX In-Stock: 88627C-30.

Fabric -30 Coal FreeFlex®	List Price
88627C22-30 (22 Pack w/Dolly)	7590.00
88627C2-30 (2-Pack)	800.00

pro·line II® Visitor's Chairs



88627C Tall Stacking Visitor's Chair with Breathable Mesh Back and Custom Fabric (A) or Fun Colors Seat with Chrome Sled Base

Overall Size: 22.25W x 25D x 44.75H
 Seat: 17W x 18.5D x 1.75T Back: 19.5W x 16H Seat Range: 29.5 Fixed
 Weights: 443/43 UPS: Yes (2-Pack Only)
 Dolly: 46L x 27W x 93H (22-Pack) Cube: 66.84
 Carton: 50L x 28W x 22H (2-Pack) Cube: 17.82
 Notes: Stacking. Sold in 22 Bulk pack w/Dolly, or 2-Pack.

Fabric	List Price
A / Dillon	
(Seat Only)	
88627C22 (22 Pack w/Dolly)	7700.00
88627C2 (2-Pack)	820.00



86724R ProGrid® Mesh Back Visitor's Chair with Padded Fabric Seat and Titanium Finish Frame

Overall Size: 20.25W x 24D x 33.25H
 Seat: 18W x 19D x 3T Back: 19W x 15H Seat Range: 17.25 Fixed
 Arms to Floor: N/A Carton Wt: 19 UPS: Yes COM: 0.75 yds
 Carton: 27L x 21W x 9H Cube: 2.95 Options: N/A
 Features: N/A Control: N/A
 Notes: Stacking. **86724R REPLACES 86724.**



Fabric	List Price
-30 Coal FreeFlex®	265.00
A	280.00
B	295.00
C	310.00
R	330.00



86725R ProGrid® Mesh Back Visitor's Chair with Padded Fabric Seat, Titanium Finish Sled Base

Overall Size: 20.25W x 23.5D x 33H
 Seat: 18W x 18.75D x 2.75T Back: 17.25W x 15H Seat Range: 18.75 Fixed
 Arms to Floor: N/A Carton Wt: 23 UPS: Yes COM: 0.75 yds
 Carton: 27L x 22W x 9H Cube: 3.09 Options: N/A
 Features: N/A Control: N/A
 Notes: Stacking. **86725R REPLACES 86725.**
 NJ, KY and TX In-Stock: -30 Coal FreeFlex®



Fabric	List Price
-30 Coal FreeFlex®	285.00
A	300.00
B	315.00
C	330.00
R	350.00



88657C Tall Stacking Visitor's Chair with Ventilated Plastic Back and Black FreeFlex® (-30) Seat with Chrome Sled Base

Overall Size: 22.5W x 25.25D x 45.25H
 Seat: 17W x 18.25D Back: 19.75W x 16.75H Seat Range: 29.5 Fixed
 Dolly: 99L x 48W x 21H (23-Pack) Cube: 57.75 Wt: 434 LTL: Yes
 Carton: 53L x 31W x 24H (4-Pack) Cube: 22.81 Wt: 78 UPS: OS
 Carton: 48L x 28W x 24H (2-Pack) Cube: 18.66 Wt: 42 UPS: OS
 Notes: Pricing Reflects in Packs. Stacking.
 Sold in 23 Bulk pack w/Dolly, or 2-Pack.

Fabric	List Price
-30 Coal FreeFlex®	
88657C23-30 (23 Pack w/Dolly)	7130.00
88657C4-30 (4-Pack)	1380.00
88657C2-30 (2-Pack)	750.00



88657C Tall Stacking Visitor's Chair with Ventilated Plastic Back and Custom Fabric (A) or Fun Colors Seat with Chrome Sled Base

Overall Size: 22.5W x 25.25D x 45.25H
 Seat: 17W x 18.25D Back: 19.75W x 16.75H Seat Range: 29.5 Fixed
 Dolly: 99L x 48W x 21H (23-Pack) Cube: 57.75 Wt: 434 LTL: Yes
 Carton: 53L x 31W x 24H (4-Pack) Cube: 22.81 Wt: 78 UPS: OS
 Carton: 48L x 28W x 24H (2-Pack) Cube: 18.66 Wt: 42 UPS: OS
 Notes: Pricing Reflects in Packs. Stacking.
 Sold in 23 Bulk pack w/Dolly, or 2-Pack.

Fabric	List Price
A / Dillon	
(Seat Only)	
88657C23 (23 Pack w/Dolly)	7130.00
88657C4 (4-Pack)	1380.00
88657C2 (2-Pack)	750.00



8455 Stacking Chair with Ventilated Plastic Back and Black FreeFlex® -30 Seat with Chrome Sled Base

Overall Size: 20.25W x 24D x 33.25H
 Seat: 18.5W x 19D x 3T Back: 19W x 15H Seat Range: 17.75 Fixed
 Dolly: 75L x 39W x 22H (20-Pack w/Dolly) Cube: 37.23 Wt: 248 LTL: Yes
 Carton: 41L x 27W x 22H (4-Pack) Cube: 14.09 Wt: 65 UPS: OS
 Carton: 37L x 25W x 22H (2-Pack) Cube: 11.77 Wt: 35 UPS: Yes
 Notes: Stacking and Ganging. Sold in 20 Bulk pack w/Dolly, 4-Pack or 2-Pack. TX In-Stock: 8455C4-30 Coal FreeFlex®

Fabric	List Price
-30 Coal FreeFlex®	
8455C20-30 (20 Pack w/Dolly)	4200.00
8455C4-30 (4-Pack)	940.00
8455C2-30 (2-Pack)	500.00



8455 Stacking Chair with Ventilated Plastic Back and Custom Fabric (A) or Fun Colors Seat with Chrome Sled Base

Overall Size: 20.25W x 24D x 33.25H
 Seat: 18.5W x 19D x 3T Back: 19W x 15H Seat Range: 17.75 Fixed
 Dolly: 75L x 39W x 22H (20-Pack w/Dolly) Cube: 37.23 Wt: 248 LTL: Yes
 Carton: 41L x 27W x 22H (4-Pack) Cube: 14.09 Wt: 65 UPS: OS
 Carton: 37L x 25W x 22H (2-Pack) Cube: 11.77 Wt: 35 UPS: Yes
 Notes: Stacking and Ganging. Sold in 20 Bulk pack w/Dolly, 4-Pack or 2-Pack. TX In-Stock: 8455C4-30 Coal FreeFlex®

Fabric	List Price
(Seat Only)	
Dillon	
8455C4 (4-Pack)	1080.00
8455C2 (2-Pack)	600.00



86710R ProGrid® Mesh Back with Padded Fabric Seat Visitor's Chair with Arms and Titanium Finish Frame

Overall Size: 24W x 23D x 34H
 Seat: 18.25W x 18D x 4T Back: 19W x 14H Seat Range: 18.5 Fixed
 Arms to Floor: 26.5 Carton Wt: 24 UPS: Yes COM: .75 yds
 Carton: 32L x 21W x 10H Cube: 3.88 Options: N/A
 Features: N/A Control: N/A
 Notes: Stacks with Model 86740R. **86710R REPLACES 86710.**
 NJ and KY In-Stock: -30 Coal FreeFlex®

Fabric	List Price
-30 Coal FreeFlex®	285.00
A	300.00
B	315.00
C	335.00
R	355.00



86740R ProGrid® Mesh Back with Padded Fabric Seat Visitor's Chair with Casters, Arms and Titanium Finish Frame

Overall Size: 25W x 23D x 34H
 Seat: 18W x 20D x 2T Back: 20W x 14.5H Seat Range: 18 Fixed
 Arms to Floor: 26.75 Carton Wt: 20 UPS: Yes COM: 0.75 yds
 Carton: 32L x 21W x 10H Cube: 3.88 Options: SW72
 Features: N/A Control: N/A
 Notes: Stacks with Models 82710R and 82720R. **REPLACED 86740.**
 NJ and KY In-Stock: -30 Coal FreeFlex®

Fabric	List Price
-30 Coal FreeFlex®	295.00
A	310.00
B	325.00
C	345.00
R	365.00



8610 Ventilated Plastic Wrap Around Back Visitor's Chair with Arms and Titanium Finish Frame

Overall Size: 24W x 23D x 34H
 Seat: 18W x 19.75D x 2.5T Back: 18.75W x 16.5H Seat Range: 18.75 Fixed
 Arms to Floor: 26.75 Carton Wt: 23 UPS: Yes COM: 0.75 yds
 Carton: 32L x 21W x 10H Cube: 3.88 Options: N/A
 Features: N/A Control: N/A
 Notes: Stacks with Models 8620 and 8640
 KY and TX In-Stock: -30 Coal FreeFlex®

Fabric	List Price
-30 Coal FreeFlex®	260.00
A	275.00
B	290.00
C	310.00
R	330.00



8620 Ventilated Plastic Wrap Around Back Armless Visitor's Chair with Titanium Finish Frame

Overall Size: 20.5W x 23D x 34H
 Seat: 18W x 20D x 2T Back: 20W x 14.5H Seat Range: 18 Fixed
 Arms to Floor: N/A Carton Wt: 17 UPS: Yes COM: 0.75 yds
 Carton: 26L x 21W x 9H Cube: 2.84 Options: N/A
 Features: N/A Control: N/A
 Notes: Stacks with Models 8610 and 8640
 NJ, KY and TX In-Stock: -30 Coal FreeFlex®

Fabric	List Price
-30 Coal FreeFlex®	230.00
A	245.00
B	260.00
C	280.00
R	300.00



8640 Ventilated Plastic Wrap Around Back Visitor's Chair with Arms, Casters and Titanium Finish Frame

Overall Size: 24W x 23D x 34H
 Seat: 18W x 19.5D x 2.5T Back: 18.5W x 16.5H Seat Range: 19.75 Fixed
 Arms to Floor: 27.25 Carton Wt: 23 UPS: Yes COM: 0.75 yds
 Carton: 32L x 21W x 9H Cube: 3.5 Options: SW72
 Features: N/A Control: N/A
 Notes: Stacks with Models 8610 and 8620.
 NJ and KY In-Stock: -30 Coal FreeFlex®

Fabric	List Price
-30 Coal FreeFlex®	270.00
A	285.00
B	300.00
C	320.00
R	340.00

pro.line II® Visitor's Chairs



84710 Upholstered Plastic Wrap Around Back Visitor's Chair with Arms and Titanium Finish Frame

Overall Size: 24W x 23D x 33.75H
Seat: 18W x 19D x 2.5T **Back:** 18.75W x 16H x 1T **Seat Range:** 18.75 Fixed
Arms to Floor: 26.5 **Carton Wt:** 24 **UPS:** Yes **COM:** 0.75 yds
Carton: 32L x 21W x 10H **Cube:** 3.89 **Options:** N/A
Features: N/A **Control:** N/A
Notes: Stacks with Models 8620 and 8640. **REPLACED 82710R**
 KY and TX In-Stock: -30 Coal FreeFlex®

Fabric -30 Coal FreeFlex®	List Price
	270.00
A	290.00
B	310.00
C	335.00
R	355.00



84720 Upholstered Plastic Wrap Around Back Armless Visitor's Chair with Titanium Finish Frame

Overall Size: 24W x 23D x 33.75H
Seat: 18W x 19D x 2.5T **Back:** 18.75W x 16.25H x 1T **Seat Range:** 18.75 Fixed
Arms to Floor: N/A **Carton Wt:** 21 **UPS:** Yes **COM:** 0.75 yds
Carton: 28L x 23W x 9H **Cube:** 3.35 **Options:** N/A
Features: N/A **Control:** N/A
Notes: Stacks with Models 8610 and 8640. **REPLACED 82720R.**
 KY and TX In-Stock: -30 Coal FreeFlex®

Fabric -30 Coal FreeFlex®	List Price
	250.00
A	270.00
B	290.00
C	315.00
R	335.00



84740 Upholstered Plastic Wrap Around Back Visitor's Chair with Arms, Casters and Titanium Finish Frame

Overall Size: 24W x 23.25D x 34.5H
Seat: 18W x 19D x 2.5T **Back:** 18.75W x 16.25H x 1T **Seat Range:** 19.5 Fixed
Arms to Floor: 27.75 **Carton Wt:** 24 **UPS:** Yes **COM:** 0.75 yds
Carton: 32L x 21W x 10H **Cube:** 3.88 **Options:** SW72
Features: N/A **Control:** N/A
Notes: Stacks with Models 8610 and 8620. **REPLACED 82740R.**
 KY In-Stock: -30 Coal FreeFlex®

Fabric -30 Coal FreeFlex®	List Price
	280.00
A	300.00
B	320.00
C	345.00
R	365.00



84220 Deluxe ProGrid® Mesh Back Armless Folding Chair with Casters and Titanium Finish Frame (2-Pack)

Overall Size: 22.5W x 25D x 36.25H
Seat: 18W x 19D x 2.5T **Back:** 18W x 18H **Seat Range:** 19.25 Fixed
Arms to Floor: N/A **Carton Wt:** 52 **UPS:** Yes **COM:** 0.75 yds
Carton: 25L x 24W x 23H **Cube:** 7.98 **Options:** SW72, CG60
Features: N/A **Control:** N/A
Notes: Seat Folds up for Horizontal Nesting. Sold in 2-Pack Only.
 NJ, KY and TX In-Stock: -30 Coal FreeFlex®

Fabric -30 Coal FreeFlex®	List Price
	795.00
A	845.00
B	900.00
C	955.00
R	1015.00



84440 Deluxe ProGrid® Mesh Back Folding Chair with Arms, Casters and Titanium Finish Frame (2-Pack)

Overall Size: 24W x 23.75D x 36.5H
Seat: 18.5W x 19D x 2.5T **Back:** 21.5W x 20.75H **Seat Range:** 19.25 Fixed
Arms to Floor: 26.75 **Carton Wt:** 60 **UPS:** Yes **COM:** 0.75 yds
Carton: 26L x 26W x 24H **Cube:** 9.38 **Options:** SW72, CG60
Features: N/A **Control:** N/A
Notes: Seat Folds up for Horizontal Nesting. Sold in 2-Pack Only
 NJ, KY and TX In-Stock: -30 Coal FreeFlex®. -R107 Dillon Black **Not** Stocked in KY.

Fabric -30 Coal FreeFlex®	List Price
	880.00
-R107 Dillon Black	930.00
A	935.00
B	995.00
C	1060.00
R	1130.00



83220 Ventilated Plastic Wrap Around Back Armless Folding Chair with Casters and Titanium Finish Frame (2-Pack)

Overall Size: 24.5W x 22D x 34H
Seat: 18W x 19D x 2.5T **Back:** 18.5W x 14.25H **Seat Range:** 19.25 Fixed
Arms to Floor: N/A **Carton Wt:** 55 **UPS:** Yes **COM:** 0.75 yds
Carton: 24L x 24W x 22H **Cube:** 7.33 **Options:** SW72, CG60
Features: N/A **Control:** N/A
Notes: Seat Folds up for Horizontal Nesting. Sold in 2-Pack Only
 NJ, KY and TX In-Stock: -30 Coal FreeFlex®



Fabric -30 Coal FreeFlex®	List Price
	580.00
A	620.00
B	660.00
C	700.00
R	745.00

Options, ProGrid® Mesh Folding Chairs and Height Adjustable Tables **pro·line II**



84330 Ventilated Plastic Wrap Around Back Folding Chair with Arms, Casters and Titanium Finish Frame (2-Pack)

Overall Size: 24.5W x 22D x 34H
Seat: 18W x 19D x 2.5T **Back:** 18.5W x 14.25H **Seat Range:** 19.25 Fixed
Arms to Floor: 26.75 **Carton Wt:** 55 **UPS:** Yes **COM:** 0.75 yds
Carton: 26L x 26W x 24H **Cube:** 9.38 **Options:** SW72, CG60
Features: N/A **Control:** N/A
Notes: Seat Folds up for Horizontal Nesting. Sold in 2-Pack Only. NJ, KY and TX In-Stock: -30 Coal FreeFlex®

NJ
KY
TX



Fabric	List Price
-30 Coal FreeFlex®	680.00
A	725.00
B	770.00
C	820.00
R	875.00

Options



SW72 Soft Wheel Caster (set of 4)
Carton Wt: 2 **Cube:** 0.2
Designed For: 84540, 82740R, 86740, 8640, 84220, 84440, 83220, & 84330
List Price: 35.00 (set of 4)

NJ
KY



SW70 Soft Wheel Caster (set of 5)
Carton Wt: 2 **Cube:** 0.2
Designed For: Most Work Smart & Space Chairs - See individual Chair Options
List Price: 42.00 (set of 5)

NJ
KY



CG60 Glides (Fixed Position - set of 4)
Carton Wt: 2 **Cube:** 0.2
Designed For: 84540, 82740R, 86740, 8640, 84220, 84440, 83220, & 84330
List Price: 35.00 (set of 4)

NJ

ProGrid® Mesh Folding Chairs and Height Adjustable Tables



81308 Deluxe ProGrid® Mesh Seat and Back Folding Chair with Black Finish Frame (2-Pack)

Overall Size: 20.25W x 22D x 34.25H
Seat: 17.5W x 18.25D **Back:** 20.25W x 11H **Seat Range:** 17.75 Fixed
Arms to Floor: N/A **Carton Wt:** 32 **UPS:** Yes **COM:** N/A
Carton: 43L x 21W x 7H **Cube:** 3.65 **Options:** N/A
Features: N/A **Control:** N/A
Notes: Sold in 2-Pack Only Gangable and Stackable. Patent# US D647,718 S

NJ

Fabric	List Price
ProGrid® Seat and Back	440.00 (2-Pack)
400 lbs.	

Height Adjustable Tables



HAT60251 5 ft. Wide Pneumatic Height Adjustable Table with Locking Black Casters. Steel Frame/Laminate Top.

Overall Size: 59.25W x 23.75D x 30.25 - 43.25H
Height Minimum: 30.25 **Height Maximum:** 43.25
Carton Wt: 113 **LTL:** Yes
Carton: 61L x 26W x 7H **Cube:** 6.42 **Options:** HB4GLIDE
Static Load Weight Capacity: 200 lbs.
Notes: Complete Set. UPSable, Oversized Package

NJ
KY



HB4GLIDE Floor Glides (set of 4)
Carton Wt: 1 **Cube:** 0.195
Designed For: PHAT & HAT Tables
List Price: \$30 (set of 4)

NJ
TX










HAT60253-3
 Black Frame/
 Black Top
**New Color*



HAT60251-U
 White Frame/
 Urban Walnut Top
**New Color*



Finish	List Price
HAT60251-1 White Frame/ White Top	995.00
HAT60251-U White Frame/ Urban Walnut Top	
HAT60253-3 Black Frame/ Black Top	
HAT60253-U Black Frame/ Urban Walnut Top	

	<p>PRD2448HAT Sit/Stand Electric Height-Adjustable Desk 48"W x 24"D. Steel Frame/Laminate Top.</p> <p>Overall Size: 47.25W x 23.5D x 48 - 29H Height Minimum: 29 Height Maximum: 48 Carton Wt: 113 LTL: Yes Carton: 54L x 37W x 8H Cube: 9.25 Options: N/A Weight Capacity: 160 lbs. Notes: Complete Set.</p> <p>adjustable height</p> <ul style="list-style-type: none"> • Height Adjustment Range: 29" – 48" • 4-Position Memory Control • Anti-Collision 	<p>Finish</p> <p>-WH White Top/ White Frame</p> <p>-BK Black Top/ Black Frame</p> <p>-UWW Urban Walnut Top/ White Frame</p> <p>-UWB Urban Walnut Top/ Black Frame</p>	<p>List Price</p> <p>995.00</p>
	<p>PRD3048D 48"W Writing Desk with Black or White Laminate Top and Black or White Finish Metal Legs.</p> <p>Overall Size: 47.75W x 30D x 29.5H Carton Wt: 57 UPS: Yes Carton: 53L x 36W x 5H Cube: 5.52 Options: N/A Notes: UPSable, Oversized Package</p>	<p>Finish</p> <p>White (-WH) or Black (-BLK) Laminate</p>	<p>List Price</p> <p>495.00</p>
	<p>PRD3060D 60" Writing Desk with Black or White Laminate Top and Black or White Finish Metal Legs.</p> <p>Overall Size: 60W x 30D x 29.5H Carton Wt: 69 ISTA: 3A UPS: Yes Carton: 65L x 35W x 5H Cube: 6.58 Options: N/A Notes: UPSable, Oversized Package</p>	<p>Finish</p> <p>White (-WH) or Black (-BLK) Laminate</p>	<p>List Price</p> <p>575.00</p>
	<p>PRD3060LD L-Desk 60"W x 66"D in Black or White Laminate Top and Black or White Finish Metal Legs. L-Section Can Be Installed on Left or Right.</p> <p>Overall Size: 60W x 66D x 29.5H Desk Size: 60W x 30D x 29.5H Return Size: 36W x 20D x 29.5H Carton Wt: 94 UPS: OS Carton: 73L x 36W x 5H Cube: 7.6 Options: N/A Notes: Return Will Connect Left or Right.</p>	<p>Finish (-BLK) Black Laminate Top and Legs</p> <p>(-WH) White Laminate Top and Legs</p>	<p>List Price</p> <p>795.00</p>
	<p>PRD5215 Privacy Screen for Prado PRD3060 and PRD3060D with 2 Silver Mounting Brackets</p> <p>Overall Size: 52W x 15H Carton Wt: 11 UPS: Yes Carton: 55L x 16W x 3H Cube: 1.4 Options: N/A Notes: Mounting Brackets Feature C-Clamp Design & Screw to Underside of Laminate Top.</p>	<p>Finish</p> <p>Translucent/ Silver Frame</p>	<p>List Price</p> <p>330.00</p>
	<p>PRD2415 Privacy Screen for Prado Return and 30" Deep Prado Desks with 2 Silver Mounting Brackets</p> <p>Overall Size: 24W x 15H Carton Wt: 9 UPS: Yes Carton: 29L x 16W x 3H Cube: 0.75 Options: N/A Notes: Mounting Brackets Feature C-Clamp Design & Screw to Underside of Laminate Top.</p>	<p>Finish</p> <p>Translucent/ Silver Frame</p>	<p>List Price</p> <p>235.00</p>
	<p>PRDWire32 32"W Wire Management Tray, Black Plastic, Undersurface Mount. 2-Pack.</p> <p>Overall Size: 32W x 2.5D x 4H Carton Wt: 7 UPS: Yes Carton: 36L x 8W x 5H Cube: 0.75 Options: N/A Notes: Fits Desk or Return on PRD3060 and PRD3060LD.</p>	<p>Finish</p> <p>Black</p>	<p>List Price</p> <p>95.00</p>

NJ PRDFLAT Flat Bracket for Connecting Prado Units. **2-Pack.**



Overall Size: 2W x 3D

Carton Wt: 2 UPS: Yes
Carton: 6L x 2W x 1H Cube: 0.006 Options: N/A

Notes: Attaches to Underside of PRD3060 and PRD3060LD.

Finish	List Price
Black	20.00

NJ PRDPOW1 Prado Power Unit with Two USB 3.0 and Two Electrical Outlets



Overall Size: 3.2W x 3.2D x 2H

Carton Wt: 2 UPS: Yes
Carton: 4L x 4W x 4H Cube: 0.03 Options: N/A

Notes: Fits New Round Grommet Hole of PRD3060LD and PRD3060D (80mm Diameter).

Finish	List Price
Black	145.00

PRD42RT 42" Round Conference Table with Black or White Laminate Top and Metal Legs.



Overall Size: 42W x 42D x 29.5H
Desk Size: 42W x 42D x 1T

Carton Wt: 53 ISTA: 3A UPS: Yes
Carton: 46L x 46W x 5H Cube: 6.12 Options: N/A
Notes:

Finish	List Price
White (-WH) or Black (-BLK) Laminate	550.00

NJ PRD3230 30" High 2-Shelf Bookcase with 1 Adjustable Shelf, 3/4" Shelf Thickness in Black or White Laminate



Overall Size: 31.5W x 11.75D x 29.75H

Carton Wt: 47 UPS: Yes
Carton: 35L x 33W x 3H Cube: 2.0 Options: N/A

Notes:

Finish	List Price
White (-WH) or Black (-BLK) Laminate	250.00

NJ PRD3248 48" High 3-Shelf Bookcase with 2 Adjustable Shelves, 3/4" Shelf Thickness in Black or White Laminate



Overall Size: 31.5W x 12D x 48H

Carton Wt: 68 UPS: Yes
Carton: 49L x 33W x 3H Cube: 2.8 Options: N/A

Notes:

Finish	List Price
White (-WH) or Black (-BLK) Laminate	335.00

PRD3260 60" High 4-Shelf Bookcase with 2 Adjustable and 2 Fixed Shelves, 3/4" Shelf Thickness in Black or White Laminate



Overall Size: 31.5W x 12D x 60H

Carton Wt: 86 UPS: OS
Carton: 61L x 33W x 3H Cube: 3.49 Options: N/A

Notes:

Finish	List Price
White (-WH) or Black (-BLK) Laminate	400.00



EC93580-EC21

 work smart®



Work Smart® offers workspace solutions through an extensive range of commercial products. Office seating, guest seating, reception, and lobby furnishings are offered to create the most flexible work environments. Engineered for productivity, efficiency, and the best in functionality and value.



<p>33320 Mid Back Dual Function Ergonomic Chair with Ratchet Back Height Adjustment without Arms</p> <p>Overall Size: 26.5W x 24.75D x 34.5-42.25H Seat: 19W x 18D x 3.5T Back: 16.5W x 16H x 3T Seat Range: 18.5-23.5 Arms to Floor: N/A Carton Wt: 49 UPS: Yes COM: 1.0 yds Carton: 25L x 25W x 14H Cube: 4.66 Options: CG50, SW70 Features: 1, 2, 4, 11 Control: Dual Function Notes:</p>
--

Fabric	List Price
-30 Coal FreeFlex®	450.00
A	475.00
B	500.00
C	525.00
R	555.00



<p>33327 Mid Back Dual Function Ergonomic Chair with Ratchet Back Height Adjustment and Height and Width Adjustable Arms</p> <p>Overall Size: 26.5W x 24.75D x 34.5-42.25H Seat: 19W x 18D x 3.5T Back: 16.5W x 16H x 3T Seat Range: 18.5-23.5 Arms to Floor: 26 Carton Wt: 51 UPS: Yes COM: 1.0 yds Carton: 25L x 25W x 14H Cube: 5.06 Options: CG50, SW70 Features: 1, 2, 4, 11 Control: Dual Function Notes:</p>

Fabric	List Price
-30 Coal FreeFlex®	525.00
A	550.00
B	575.00
C	600.00
R	630.00



<p>33340 High Back Dual Function Ergonomic Chair with Ratchet Back Height Adjustment without Arms</p> <p>Overall Size: 20W x 20.5D x 37.5-42.25H Seat: 20W x 18.25D x 2.25T Back: 17.25W x 20H x 2.75T Seat Range: 17.5-21 Arms to Floor: N/A Carton Wt: 42 UPS: Yes COM: 1.0 yds Carton: 27L x 24W x 14H Cube: 5.25 Options: CG50, SW70 Features: 1, 2, 4, 11 Control: Dual Function Notes:</p>
--

Fabric	List Price
-30 Coal FreeFlex®	480.00
A	505.00
B	530.00
C	555.00
R	585.00



<p>33347 High Back Dual Function Ergonomic Chair with Ratchet Back Height Adjustment and Height and Width Adjustable Arms</p> <p>Overall Size: 26.5W x 24.75D x 37.5-42.25H Seat: 19W x 18D x 3.5T Back: 18W x 19.25H x 3T Seat Range: 18.25-22 Arms to Floor: 23.5 Carton Wt: 53 UPS: 50 COM: 1.0 yds Carton: 25L x 25W x 14H Cube: 5.06 Options: CG50, SW70 Features: 1, 2, 4, 11 Control: Dual Function Notes: NJ In-Stock: -R105 Dillon Blue and -R107 Dillon Black</p>

Fabric	List Price
-30 Coal FreeFlex®	555.00
A	580.00
B	605.00
C	630.00
R	660.00



<p>36420 Dual Function Ergonomic Chair with Back Height Adjustment</p> <p>Overall Size: 25.5W x 23D x 37-44.25H Seat: 18.25W x 17.5D x 3.75T Back: 15.5W x 19.25H x 3.25T Seat Range: 17.75-22.75 Arms to Floor: N/A Carton Wt: 38 UPS: Yes COM: 1 yd Carton: 24L x 24W x 14H Cube: 4.66 Options: CG50, SW70 Features: 1, 2, 4, 11 Control: Dual Function Notes: KY In-Stock: -231 Icon Black</p>

Fabric	List Price
A	405.00
B	430.00
C	455.00
R	485.00



<p>36427 Dual Function Ergonomic Chair with Back Height Adjustment and Height Adjustable Arms</p> <p>Overall Size: 24.5W x 23D x 44H Seat: 18.5W x 17.75D x 3.5T Back: 16W x 18.5H x 2.75T Seat Range: 15.25-20.5 Arms to Floor: 24.25 Carton Wt: 45 UPS: Yes COM: 1 yd Carton: 24L x 24W x 14H Cube: 4.66 Options: CG50, SW70 Features: 1, 2, 4, 11 Control: Dual Function Notes:</p>
--

Fabric	List Price
A	480.00
B	505.00
C	530.00
R	560.00



8180 Sculptured Ergonomic Manager's Chair with Adjustable Arms

Overall Size: 22.75W x 23.75D x 34 - 39.5H
Seat: 18.5W x 18.25D x 3.75T **Back:** 16.75W x 17H x 3.25T **Seat Range:** 18 - 23
Arms to Floor: 17.5 **Carton Wt:** 43 **UPS:** Yes **COM:** 1 yd
Carton: 24L x 24W x 13H **Cube:** 4.33 **Options:** CG50, SW70, SK7, SK5
Features: 1, 2, 4, 10 **Control:** Multi-Task
Notes: NJ In-Stock: -231

Fabric	List Price
-231 Icon Black	410.00
A	435.00
B	460.00
C	485.00
R	515.00



2907 High Back Multi Function Ergonomic Chair with Ratchet Back Height Adjustment and 2-Way Adjustable Arms

Overall Size: 26W x 26.5D x 42.25-45.75H
Seat: 20.25W x 21D x 3.5T **Back:** 19.75W x 25H x 2.5T **Seat Range:** 19-22.5
Arms to Floor: 25.5 **Carton Wt:** 61 **UPS:** Yes **COM:** 2.0 yds
Carton: 29L x 26W x 15H **Cube:** 6.54 **Options:** CG50, SW70
Features: 1, 2, 4, 8, 13 **Control:** Multi Function
Notes: NJ In-Stock: -231

Fabric	List Price
A	655.00
B	690.00
C	725.00
R	765.00



3121 Mid Back 2-to-1 Synchro Tilt Ergonomic Chair with 2-Way Adjustable Soft Padded Arms and Molded Foam

Overall Size: 28W x 23.5D x 37.25-40.5H
Seat: 20.25W x 19.5D x 3.5T **Back:** 19.5W x 19.75H x 3T **Seat Range:** 18.5 -21.75
Arms to Floor: 25.25 **Carton Wt:** 50 **UPS:** Yes **COM:** 1.0 yds
Carton: 30L x 26W x 14H **Cube:** 6.31 **Options:** CG50, SW70
Features: 1, 4, 7, 8, 9 **Control:** 2-to-1 Synchro Tilt
Notes: KY and TX In-Stock: -231 Icon Black
 NJ In-Stock: -R105 Dillon Blue and -R107 Dillon Black

Fabric	List Price
-231 Icon Black	495.00
A	525.00
B	560.00
C	595.00
R	625.00



43808 Multi Function Ergonomic Chair with Ratchet Back and Adjustable Soft Padded Arms

Overall Size: 26.25W x 23.25D x 36-43H
Seat: 20W x 19D x 3.5T **Back:** 18.5W x 18.25H x 3.5T **Seat Range:** 17.5 -21
Arms to Floor: 26 **Carton Wt:** 55 **UPS:** Yes **COM:** 1.25 yds
Carton: 27L x 25W x 14H **Cube:** 5.46 **Options:** CG50, SW70, SK1, SK5
Features: 1, 2, 4, 8, 13 **Control:** Multi Function
Notes: NJ and KY In-Stock: -231 Icon Black

Fabric	List Price
-231 Icon Black	510.00
A	540.00
B	575.00
C	610.00
R	640.00

Executive Ergonomic Seating



EC4300 Professional Dual Function Ergonomic High Back Dillon PU Chair with Height Adjustable Padded Arms

Overall Size: 26.75W x 25.75D x 42.75-48.25H
Seat: 20W x 19.75D x 4.25T **Back:** 18.5W x 25.25H x 4T **Seat Range:** 18.25 -21.75
Arms to Floor: 25.75 **Carton Wt:** 57 **UPS:** Yes **COM:** N/A
Carton: 31L x 26W x 16H **Cube:** 7.46 **Options:** CG50, SW70
Features: 1, 2, 4, 11 **Control:** Dual Function
Notes: KY In-Stock: -R107 Dillon Black
 NJ In-Stock: -R105 Dillon Blue and -R107 Dillon Black

Fabric	List Price
-R103 Dillon Stratus -R105 Dillon Blue -R107 Dillon Black	625.00



EC4350 Deluxe Multi Function Ergonomic High Back Dillon PU Chair with Ratchet Back Height and 2-Way Adjustable Arms

Overall Size: 25.5W x 30.25D x 42.25-48.5H
Seat: 20W x 21D x 4.5T **Back:** 19.5W x 24.25H x 4T **Seat Range:** 18.75 -22.75
Arms to Floor: 25.5 **Carton Wt:** 64 **UPS:** Yes **COM:** N/A
Carton: 29L x 26W x 15H **Cube:** 6.54 **Options:** CG50, SW70
Features: 1, 2, 4, 8, 13 **Control:** Multi Function
Notes: KY In-Stock: -R107 Dillon Black
 NJ In-Stock: -R107 Dillon Black

Fabric	List Price
-R107 Dillon Black	650.00



33101 Deluxe Task Chair with Ratchet Back Height Adjustment without Arms

Overall Size: 20W x 23.5D x 34.75-41.5H
 Seat: 20W x 18.25D x 2.25T Back: 16.75W x 17H x 2.75T Seat Range: 18 -23.5
 Arms to Floor: N/A Carton Wt: 40 UPS: Yes COM: 1.0 yds
 Carton: 25L x 25W x 14H Cube: 5.06 Options: 07, CG50, SW70, SK7, SK5
 Features: 1, 2, 3, 4 Control: Pneumatic
 Notes:

Fabric	List Price
-30 FreeFlex®	385.00
A	410.00
B	435.00
C	460.00
R	490.00



33107 Deluxe Task Chair with Ratchet Back Height Adjustment and Height and Width Adjustable Arms

Overall Size: 24.25W x 23.25D x 41.5H
 Seat: 20W x 18.25D x 2.25T Back: 16.75W x 17H x 2.75T Seat Range: 17 -20.5
 Arms to Floor: 24 Carton Wt: 41 UPS: Yes COM: 1.0 yds
 Carton: 24L x 23W x 14H Cube: 4.47 Options: CG50, SW70, SK7, SK5
 Features: 1, 2, 3, 4 Control: Pneumatic
 Notes:

Fabric	List Price
-30 Coal FreeFlex®	460.00
A	485.00
B	510.00
C	535.00
R	565.00



8120 Sculptured Task Chair

Overall Size: 25W x 25D x 33-40.75H
 Seat: 18.5W x 18.25D x 4.5T Back: 16.75W x 17H x 3.25T Seat Range: 17.75 -22.75
 Arms to Floor: N/A Carton Wt: 29 UPS: Yes COM: 1 yd
 Carton: 24L x 24W x 10H Cube: 3.33 Options: 07, CG50, SW70, SK7, SK5
 Features: 1, 2, 3, 4 Control: Pneumatic
 Notes: NJ and KY In-Stock: -231 Icon Black

Fabric	List Price
-231 Icon Black	275.00
A	295.00
B	315.00
C	335.00
R	360.00

Executive Seating - Fabric



EX2651 Executive Mid Back Manager's Chair with C style Arms

Overall Size: 26.25W x 27D x 39-43.75H
 Seat: 20.5W x 19.25D x 3.75T Back: 20.25W x 20.5H x 4.5T Seat Range: 19.5 -24.25
 Arms to Floor: 27.5 Carton Wt: 40 UPS: Yes COM: 1.75 yds
 Carton: 27L x 26W x 14H Cube: 5.68 Options: CG50, SW70
 Features: 1, 4, 5, 8, 9 Control: Locking Tilt
 Notes: NJ In-Stock: -231 Black

Fabric	List Price
-231 Icon Black	400.00
A	445.00
B	470.00
C	500.00
R	535.00



EX2654 Executive High Back Manager's Chair with C style Arms

Overall Size: 28.25W x 30.25D x 41.25-46H
 Seat: 20W x 19.25D x 4.5T Back: 20W x 23.25H x 5T Seat Range: 20.25 -25
 Arms to Floor: 27.25 Carton Wt: 42 UPS: Yes COM: 1.75 yds
 Carton: 29L x 26W x 14H Cube: 6.1 Options: CG50, SW70
 Features: 1, 4, 5, 8, 9 Control: Locking Tilt
 Notes: NJ In-Stock: -231Black

Fabric	List Price
-231 Icon Black	425.00
A	475.00
B	505.00
C	540.00
R	585.00



EX2655 Matching Conference/Visitor's Chair to EX2654 and EX2651

Overall Size: 26W x 27D x 35H
 Seat: 21W x 20D x 4T Back: 21W x 21H x 4T Seat Range: 19 Fixed
 Arms to Floor: 27.75 Carton Wt: 43 UPS: Yes COM: 1.75 yds
 Carton: 25L x 22W x 15H Cube: 4.77 Options: N/A
 Features: N/A Control: N/A
 Notes: NJ In-Stock: -231 Black

Fabric	List Price
-231 Icon Black	350.00
A	395.00
B	420.00
C	450.00
R	485.00





BC9601HT Hip Patient Chair with soft PU Arms, Sturdy Titanium Metal Frame and 24.25 in. Seat Height Providing Easy Entry/Egress.

Overall Size: 24.25W x 29.25D x 39.75H
 Seat: 21.75W x 20.75D x 3.5T Back: 20.75W x 16.25H x 3.5T Seat Range: 24.5 Fixed
 Arms to Floor: 31.75 Carton Wt: 53 UPS: Yes COM: 2.0 yds
 Carton: 36L x 29W x 12H Cube: 7.25 Options: N/A
 Features: N/A Control: N/A
 Notes: NJ In-Stock: -R107 Dillon Black.

Fabric	List Price
Dillon and Castillo	600.00
Big & Tall 400 lbs.	



BC9602HT Hip Patient Chair with soft PU Arms, Sturdy Titanium Metal Frame and 24.25 in. Seat Height Providing Easy Entry/Egress.

Overall Size: 28W x 29.25D x 39.75H
 Seat: 25.25W x 20.75D x 3.5T Back: 25W x 16.25H x 3.5T Seat Range: 24.5 Fixed
 Arms to Floor: 31.75 Carton Wt: 57 UPS: Yes COM: 2.5 yds
 Carton: 36L x 29W x 12H Cube: 7.25 Options: N/A
 Features: N/A Control: N/A
 Notes: NJ In-Stock: -R107 Dillon Black.

Fabric	List Price
Dillon and Castillo	665.00
Big & Tall 400 lbs.	



BC90222 Loveseat with soft PU Arms, Sturdy Titanium Metal Frame

Overall Size: 46.25W x 27.25D x 34.75H
 Seat: 43.75W x 20.75D x 3.75T Back: 42.75W x 16.25H x 3.75T Seat Range: 20 Fixed
 Arms to Floor: 27 Carton Wt: 73 UPS: Yes COM: 2.75 yds
 Carton: 45L x 28W x 11H Cube: 8.02 Options: N/A
 Features: N/A Control: N/A
 Notes: NJ In-Stock: -R107 Dillon Black.

Fabric	List Price
Dillon and Castillo	870.00
Big & Tall 400 lbs.	



BC9601 Large Occupant Chair with soft PU Arms, Sturdy Titanium Metal Frame.

Overall Size: 24.75W x 27.75D x 35.25H
 Seat: 21.75W x 21D x 3.5T Back: 20.75W x 16H x 3.5T Seat Range: 19.75 Fixed
 Arms to Floor: 27 Carton Wt: 47 UPS: Yes COM: 2.0 yds
 Carton: 36L x 27W x 10H Cube: 5.62 Options: N/A
 Features: N/A Control: N/A
 Notes: NJ In-Stock: -R107 Dillon Black. KY In-Stock: -R102 Dillon Java & -R103 Dillon Stratus. TX in-Stock: -R105 Dillon Blue & -R107 Dillon Black

Fabric	List Price
Dillon and Castillo	535.00
Big & Tall 300 lbs.	



BC9602 Large Occupant Chair with soft PU Arms, Sturdy Titanium Metal Frame

Overall Size: 29W x 27.75D x 35.25H
 Seat: 25.75W x 21D x 3.5T Back: 24.75W x 16H x 3.25T Seat Range: 19.75 Fixed
 Arms to Floor: 27 Carton Wt: 52 UPS: Yes COM: 2.5 yds
 Carton: 36L x 27W x 10H Cube: 5.62 Options: N/A
 Features: N/A Control: N/A
 Notes: NJ In-Stock: -R107 Dillon Black. KY In-Stock: -R107 Dillon Black TX in-Stock: -R105 Dillon Blue & -R107 Dillon Black.

Fabric	List Price
Dillon and Castillo	595.00
Big & Tall 400 lbs.	



BC9603 Large Occupant Chair with soft PU Arms, Sturdy Titanium Metal Frame

Overall Size: 32.75W x 27.75D x 35.25H
 Seat: 29.75W x 21D x 3.5T Back: 28.5W x 16H x 3.25T Seat Range: 19.75 Fixed
 Arms to Floor: 27 Carton Wt: 57 UPS: Yes COM: 2.75 yds
 Carton: 36L x 31W x 10H Cube: 6.45 Options: N/A
 Features: N/A Control: N/A
 Notes: NJ In-Stock: -R107 Dillon Black. TX in-Stock: -R105 Dillon Blue & -R107 Dillon Black

Fabric	List Price
Dillon and Castillo	650.00
Big & Tall 500 lbs.	



EX1098-3M Executive Big & Tall Chair with Mesh Seat and Back, Padded Height Adjustable Arms and Chrome Base. Supports up to 350 lbs.
Overall Size: 27.5W x 28.75D x 45H
Seat: 21.5W x 19D x 5T **Back:** 22W x 23.25H x 4.5T **Seat Range:** 20.25 -23.5
Arms to Floor: 26.5 **Carton Wt:** 66 **UPS:** Yes **COM:** N/A
Carton: 31L x 27W x 15H **Cube:** 7.26 **Options:** CG50, SW70
Features: 1, 4, 5, 8, 9 **Control:** Locking Tilt
Notes:

Frame/Fabric	List Price
-3M Chrome/ Mesh	725.00
Big & Tall 350 lbs.	



NJ
KY
TX

EC1283C-EC3 Executive Bonded Leather Big & Tall Chair with Padded Loop Arms and Chrome Base. Supports up to 350 lbs.
Overall Size: 27.75W x 31D x 43.5-46.75H
Seat: 23W x 19.5D x 4.5T **Back:** 22W x 24H x 4.5T **Seat Range:** 19.75 -23.5
Arms to Floor: 27.75 **Carton Wt:** 57 **UPS:** Yes **COM:** N/A
Carton: 34L x 27W x 15H **Cube:** 7.96 **Options:** CG50, SW70
Features: 1, 4, 5, 8, 9 **Control:** Locking Tilt
Notes:

Frame/Fabric	List Price
-EC3 Chrome/ Black Bonded Leather	795.00
Big & Tall 350 lbs.	



ECH12801-EC1 Espresso Bonded Leather Big & Tall Chair with Coated Padded Loop Arms and Cocoa Metal Base. Supports up to 350 lbs.
Overall Size: 28.5W x 29.75D x 44-47H
Seat: 22.5W x 20.75D x 5.75T **Back:** 22.25W x 24.25H x 5.75T **Seat Range:** 20.5-23.5
Arms to Floor: 27.75 **Carton Wt:** 62 **UPS:** Yes **COM:** N/A
Carton: 32L x 28W x 15H **Cube:** 7.77 **Options:** CG50, SW70
Features: 1, 4, 5, 8, 9 **Control:** Locking Tilt
Notes:

Frame/Fabric	List Price
-EC1 Cocoa/ Espresso Bonded Leather	795.00
Big & Tall 350 lbs.	



NJ
TX

ECH95297BT-EC3 Black Bonded Leather Big & Tall Chair with Padded Loop Arms and Titanium Base. Supports up to 350 lbs.
Overall Size: 27.75W x 32D x 45.5-48.75H
Seat: 22W x 20.5D x 6T **Back:** 22.25W x 25.5H x 5.75T **Seat Range:** 20.25-23.25
Arms to Floor: 27.75 **Carton Wt:** 61 **UPS:** Yes **COM:** N/A
Carton: 34L x 26W x 17H **Cube:** 8.69 **Options:** CG50, SW70
Features: 1, 4, 5, 8, 9 **Control:** Locking Tilt
Notes:

NEW

Frame/Fabric	List Price
-EC3 Titanium/ Black Bonded Leather	750.00
Big & Tall 350 lbs.	

Executive Seating - Bonded Leather



NJ

EC5162 High Back Bonded Leather Chair with Padded Loop Arms
Overall Size: 27W x 29.25D x 44-48H
Seat: 21.5W x 18.25D x 5T **Back:** 21.5W x 26.5H x 5T **Seat Range:** 19.5-23
Arms to Floor: 25.75 **Carton Wt:** 56 **UPS:** Yes **COM:** N/A
Carton: 34L x 27W x 16H **Cube:** 8.5 **Options:** CG50, SW70
Features: 1, 4, 5, 8, 9 **Control:** Locking Tilt
Notes: **REINSTATED in Bonded Leather.**

NEW

Fabric	List Price
-EC1 Espresso	600.00
-EC3 Black	
-EC21 Taupe	
-EC42 Charcoal Grey	



NJ
KY
TX

EC6583 Executive High Back Bonded Leather Chair with Color Match Stitching
Overall Size: 26.25W x 29.5D x 43-46H
Seat: 20.75W x 20.75D x 4.5T **Back:** 20W x 26.75H x 4T **Seat Range:** 19-22
Arms to Floor: 27 **Carton Wt:** 40 **UPS:** Yes **COM:** N/A
Carton: 29L x 26W x 14H **Cube:** 6.1 **Options:** CG50, SW70
Features: 1, 4, 5, 8, 9 **Control:** Locking Tilt
Notes: TX In-Stock: -EC42 Charcoal Grey and -EC3 Black
 KY In-Stock: -EC3 Black

***New Color**

Fabric	List Price
Bonded Leather	450.00
-EC42 Charcoal Grey	
-EC3 Black	
-EC4 Burgundy	



NJ **EC90200** Executive High Back Bonded Leather Chair with Height Adjustable Flip Arms
Overall Size: 28.75W x 27.5D x 44.75-48.5H
Seat: 21W x 20D x 4.5T **Back:** 20W x 27H x 4.75T **Seat Range:** 18-22
Arms to Floor: 26.75 **Carton Wt:** 40 **UPS:** Yes **COM:** N/A
Carton: 31L x 26W x 15H **Cube:** 6.9 **Options:** CG50, SW70
Features: 1, 4, 5, 8, 9 **Control:** Locking Tilt
Notes: NJ In-Stock: -EC3 Black

Fabric	List Price
Bonded Leather	
-EC3 Black	595.00
-EC21 Taupe	
-EC42 Charcoal Grey	



NJ KY TX **EC9230** High Back Bonded Leather Executive Chair with Padded Arms
Overall Size: 29W x 29D x 42.25-46H
Seat: 20W x 19D x 4T **Back:** 20.5W x 24.75H x 4T **Seat Range:** 18.25 -22.5
Arms to Floor: 27 **Carton Wt:** 40 **UPS:** Yes **COM:** N/A
Carton: 32L x 26W x 14H **Cube:** 6.74 **Options:** CG50, SW70
Features: 1, 4, 5, 8, 9 **Control:** Locking Tilt
Notes: REPLACES EC1220

Fabric	List Price
Bonded Leather	475.00
-EC3 Black	



NJ **EC91150** Executive High Back Bonded Leather Chair with Height Adjustable Flip Arms
Overall Size: 28.75W x 28D x 45-48.75H
Seat: 22W x 19.25D x 5.25T **Back:** 21.25W x 26.75H x 5.5T **Seat Range:** 18.75-22.5
Arms to Floor: 27.25 **Carton Wt:** 42 **UPS:** Yes **COM:** N/A
Carton: 31L x 26W x 15H **Cube:** 6.9 **Options:** CG50, SW70
Features: 1, 4, 5, 8, 9 **Control:** Locking Tilt
Notes: NJ In-Stock: -EC3 Black

NEW

Fabric	List Price
Bonded Leather	
-EC3 Black	625.00
-EC21 Taupe	
-EC42 Charcoal Grey	



NJ **EC93580** Executive High Back Bonded Leather Chair with Height Adjustable Flip Arms
Overall Size: 29W x 29D x 45.25-49H
Seat: 21.25W x 19.5D x 5.5T **Back:** 21.5W x 26.5H x 4.5T **Seat Range:** 19.25-23.75
Arms to Floor: 27.25 **Carton Wt:** 44 **UPS:** Yes **COM:** N/A
Carton: 31L x 26W x 15H **Cube:** 6.9 **Options:** CG50, SW70
Features: 1, 4, 5, 8, 9 **Control:** Locking Tilt
Notes: NJ In-Stock: -EC3 Black

NEW

Fabric	List Price
Bonded Leather	
-EC3 Black	625.00
-EC21 Taupe	
-EC42 Charcoal Grey	



NJ KY TX **EC9231** Mid Back Bonded Leather Executive Chair with Padded Arms
Overall Size: 26W x 27.5D x 38.25-42H
Seat: 20W x 19D x 4T **Back:** 20W x 21.5H x 4T **Seat Range:** 17.75 -21.75
Arms to Floor: 27.5 **Carton Wt:** 39 **UPS:** Yes **COM:** N/A
Carton: 28L x 24W x 15H **Cube:** 5.83 **Options:** CG50, SW70
Features: 1, 4, 5, 8, 9 **Control:** Locking Tilt
Notes: REPLACES EC1221

Fabric	List Price
Bonded Leather	450.00
-EC3 Black	



NJ KY TX **EC9235** Bonded Leather Visitor's Chair with Padded Arms and Sled Base
Overall Size: 24.5W x 26.5D x 38.25H
Seat: 20W x 19D x 4T **Back:** 20W x 21.25H x 4T **Seat Range:** 18.5 Fixed
Arms to Floor: 28 **Carton Wt:** 36 **UPS:** Yes **COM:** N/A
Carton: 28L x 22W x 15H **Cube:** 5.34 **Options:** N/A
Features: N/A **Control:** N/A
Notes: REPLACES EC1225

Fabric	List Price
Bonded Leather	415.00
-EC3 Black	



ECH8967K5-EC1/ECH8967R5-EC3 Executive Bonded Leather Chair, Two-Tone (-EC1) and Matching (-EC3) Stitching with Coated Flip Arms & Coated Nylon Base

Overall Size: 26.75W x 25.5D x 40.75H
Seat: 20W x 19D x 4.5T **Back:** 20W x 20.5H x 4T **Seat Range:** 17.75 -21.75

Arms to Floor: 25.75 **Carton Wt:** 40 **UPS:** Yes **COM:** N/A

Carton: 26L x 23W x 13H **Cube:** 4.49 **Options:** CG50, SW70

Features: 1, 4, 5, 8, 9 **Control:** Locking Tilt

Notes: ECH8967K5-EC1: Two-Tone Stitching. ECH8967R5-EC3: Matching Stitching. No Black End Caps.

Frame/Fabric	List Price
ECH8967K5-EC1 Cocoa/Espresso	450.00
ECH8967R5-EC3 Silver/Black	



KY **ECH91231-EC1/ECH91236-EC3/ECH91237-EC3** High Back Bonded Leather Executive Manager's Chair with Padded Flip Arms and Coated Nylon Base

Overall Size: 27W x 27.75D x 43.25-47H
Seat: 20W x 17.5D x 4.5T **Back:** 20W x 25.5H x 4.75T **Seat Range:** 19 -22.75

Arms to Floor: 27.25 **Carton Wt:** 42 **UPS:** Yes **COM:** N/A

Carton: 30L x 26W x 15H **Cube:** 6.77 **Options:** CG50, SW70

Features: 1, 4, 5, 8, 9 **Control:** Locking Tilt

Notes: KY In-Stock: ECH91236-EC3 Silver/Black

Frame/Fabric	List Price
ECH91231-EC1 Cocoa/Espresso	500.00
ECH91236-EC3 Silver/Black	
ECH91237-EC3 Titanium/Black	



ECH91211-EC1/ECH91216-EC3/ECH91217-EC3 Mid-Back Bonded Leather Executive Manager's Chair with Padded Flip Arms and Coated Nylon Base

Overall Size: 27.75W x 27D x 39.25-43H
Seat: 20.25W x 19.25D x 4.25T **Back:** 20.5W x 22H x 5T **Seat Range:** 19 -22.75

Arms to Floor: 27 **Carton Wt:** 40 **UPS:** Yes **COM:** N/A

Carton: 27L x 26W x 15H **Cube:** 6.09 **Options:** CG50, SW70

Features: 1, 4, 5, 8, 9 **Control:** Locking Tilt

Notes:

Frame/Fabric	List Price
ECH91211-EC1 Cocoa/Espresso	475.00
ECH91216-EC3 Silver/Black	
ECH91217-EC3 Titanium/Black	



NJ KY **ECH38615A-EC1/ECH38665A-EC3/ECH38675A-EC3** Executive Bonded Leather Chair with Adjustable Padded Flip Arms and Coated Nylon Base

Overall Size: 28W x 30D x 44.75-48.5H
Seat: 21W x 19.25D x 5T **Back:** 20.5W x 25H x 4.75T **Seat Range:** 20-24

Arms to Floor: 27.5 **Carton Wt:** 43 **UPS:** Yes **COM:** N/A

Carton: 30L x 26W x 14H **Cube:** 6.31 **Options:** CG50, SW70

Features: 1, 4, 5, 8, 9 **Control:** Locking Tilt

Notes: NJ In-Stock: ECH38665A-EC3, ECH38675A-EC3
 KY In-Stock: ECH38665A-EC3

Frame/Fabric	List Price
ECH38615A-EC1 Cocoa/Espresso	595.00
ECH38665A-EC3 Silver/Black	
ECH38675A-EC3 Titanium/Black	



NJ **ECH52601-EC1/ECH52601-EC21** Executive Bonded Leather Chair with Padded Coated Flip Arms and Coated Nylon Base

Overall Size: 27.75W x 31D x 44-47.75H
Seat: 22W x 19.25D x 5.75T **Back:** 21.75W x 25.75H x 6T **Seat Range:** 19.5 -23.25

Arms to Floor: 26 **Carton Wt:** 49 **UPS:** Yes **COM:** N/A

Carton: 34L x 27W x 16H **Cube:** 8.5 **Options:** CG50, SW70

Features: 1, 4, 5, 8, 9 **Control:** Locking Tilt

Notes:

Frame/Fabric	List Price
ECH52601-EC1 Cocoa/Espresso	695.00
ECH52601-EC21 Cocoa/Taupe	

NEW



NJ **ECH52607-EC3/ECH52607-EC42** Executive Bonded Leather Chair with Padded Coated Flip Arms and Coated Nylon Base

Overall Size: 27.75W x 31D x 44-47.75H
Seat: 22W x 19.25D x 5.75T **Back:** 21.75W x 25.75H x 6T **Seat Range:** 19.5 -23.25

Arms to Floor: 26 **Carton Wt:** 49 **UPS:** 72 **COM:** N/A

Carton: 34L x 27W x 16H **Cube:** 8.5 **Options:** CG50, SW70

Features: 1, 4, 5, 8, 9 **Control:** Locking Tilt

Notes:

Frame/Fabric	List Price
ECH52607-EC3 Titanium/Black	695.00
ECH52607-EC42 Titanium/Charcoal Grey	

NEW



ECH67701-EC1/ECH67701-EC28 Executive Bonded Leather Chair with Padded Loop Arms and Coated Nylon Cocoa Base

Overall Size: 28.5W x 29D x 44.25-48H
 Seat: 21.75W x 18D x 5T Back: 22.5W x 26H x 6.25T Seat Range: 18.5-22.25
 Arms to Floor: 26.75 Carton Wt: 49 UPS: Yes COM: N/A
 Carton: 31L x 26W x 17H Cube: 7.67 Options: CG50, SW70
 Features: 1, 4, 5, 8, 9 Control: Locking Tilt
 Notes: Cocoa Base

NEW

Fabric	List Price
ECH67701-EC1 Cocoa/Espresso	625.00
ECH67701-EC28 Cocoa/Cream	



ECH67707-EC3/ECH67707-EC42 Executive Bonded Leather Chair with Padded Loop Arms and Coated Nylon Titanium Base

Overall Size: 28.5W x 29D x 44.25-48H
 Seat: 21.75W x 19D x 5T Back: 21W x 27.5H x 5T Seat Range: 18.5-22.25
 Arms to Floor: 26.75 Carton Wt: 49 UPS: Yes COM: N/A
 Carton: 30L x 26W x 17H Cube: 7.67 Options: CG50, SW70
 Features: 1, 4, 5, 8, 9 Control: Locking Tilt
 Notes: Titanium Base

NEW

Fabric	List Price
ECH67707-EC3 Titanium/Black	625.00
ECH67707-EC42 Titanium/ Charcoal Grey	



NJ **ECH17056-EC3/ECH17057-EC42/ECH17051-EC21** Executive Bonded Leather Manager's Chair with Flip Up Arms and Nylon Base

Overall Size: 28.5W x 26.75D x 45.75-49.5H
 Seat: 21W x 18D x 5.75T Back: 19.5W x 26.5H x 4.75T Seat Range: 20.25-24
 Arms to Floor: 28 Carton Wt: 50 UPS: Yes COM: N/A
 Carton: 30L x 26W x 14H Cube: 6.31 Options: CG50, SW70
 Features: 1, 4, 5, 8, 9 Control: Locking Tilt
 Notes:

NEW

Fabric	List Price
ECH17056-EC3 Silver/Black	595.00
ECH17057-EC42 Titanium/ Charcoal Grey	
ECH17051-EC21 Cocoa/Taupe	



NJ KY TX **ECH83501-EC1/ECH83507-EC3** Executive Bonded Leather Chair with Padded Arms and Coated Nylon Base

Overall Size: 28.5W x 30.5D x 42.5-45.5H
 Seat: 21.25W x 22D x 5.5T Back: 21.25W x 25.5H x 5.75T Seat Range: 18.75 -22
 Arms to Floor: 25.75 Carton Wt: 41 UPS: Yes COM: N/A
 Carton: 29L x 26W x 16H Cube: 6.98 Options: CG50, SW70
 Features: 1, 4, 5, 8, 9 Control: Locking Tilt
 Notes: NJ, KY & TX In-Stock: ECH83507-EC3

Frame/Fabric	List Price
ECH83501-EC1 Cocoa/Espresso	560.00
ECH83507-EC3 Titanium/Black	

Executive Seating - Faux Leather/Chrome Base



NJ TX **FL1327C** Executive Faux Leather Chair with Padded Arms and Chrome Finish Base

Overall Size: 26.25W x 27.5D x 42-45H
 Seat: 21.5W x 20.25D x 2.5T Back: 21W x 25.5H x 2.25T Seat Range: 17.75 - 20.75
 Arms to Floor: 26 Carton Wt: 41 UPS: Yes COM: N/A
 Carton: 27L x 26W x 13H Cube: 5.28 Options: CG50, SW70
 Features: 1, 4, 5, 8, 9 Control: Locking Tilt
 Notes: NJ In-Stock: -U6, -U9 and -U11. TX In-Stock: -U6 and -U11

Fabric	List Price
Faux Leather -U6 Black	600.00
-U9 Red	
-U11 White	
-U28 Cream	



NJ **FL61903C** Faux Leather Chair with Chrome Finish Base

Overall Size: 27.75W x 25.5D x 32.5-35.25H
 Seat: 17W x 18.75D x 2T Back: 20.5W x 15.5H x 2T Seat Range: 17-19.75
 Arms to Floor: N/A Carton Wt: 35 UPS: Yes COM: N/A
 Carton: 26L x 25W x 15H Cube: 5.64 Options: CG50, SW70
 Features: 1, 4, 5, 8, 9 Control: Locking Tilt
 Notes:

Fabric	List Price
Faux Leather -U6 Black	495.00
-U11 White	
-U28 Cream	
-U42 Charcoal Grey	



New Colors

A 550.00
B 580.00
C 610.00
R 650.00



FL80287C Faux Leather Chair with Padded Flip Arms and Chrome Finish Base
NJ
Overall Size: 24.5W x 26.5D x 38.25-41.75H
Seat: 20W x 18.75D x 3.5T **Back:** 19.5W x 21H x 3T **Seat Range:** 18.5 - 22
Arms to Floor: 26 **Carton Wt:** 40 **UPS:** Yes **COM:** N/A
Carton: 27L x 25W x 12H **Cube:** 4.68 **Options:** CG50, SW70
Features: 1, 4, 5, 8, 9 **Control:** Locking Tilt
Notes: NJ In-Stock: -U6 Black

Fabric	List Price
Faux Leather -U6 Black -U11 White -U28 Cream -U42 Charcoal Grey	475.00



FL90071C Executive Faux Leather High Back Chair with Padded Arms and Chrome Finish Base
NJ
KY
Overall Size: 24.75W x 26.25D x 44.75-47.75H
Seat: 20.75W x 19D x 3T **Back:** 17.75W x 25.5H x 2.75T **Seat Range:** 20-23
Arms to Floor: 26.5 **Carton Wt:** 42 **UPS:** Yes **COM:** N/A
Carton: 27L x 25W x 15H **Cube:** 5.85 **Options:** CG50, SW70
Features: 1, 4, 5, 8, 9 **Control:** Locking Tilt
Notes: NJ and KY In-Stock: -U6 Black

Fabric	List Price
Faux Leather -U6 Black -U11 White -U28 Cream -U42 Charcoal Grey	650.00



FL92017C Mid-Back Faux Leather Chair with Padded Arms and Chrome Finish Base
NJ
KY
TX
Overall Size: 23W x 26.5D x 40-43H
Seat: 19.5W x 22.25D x 2.5T **Back:** 19.25W x 22.25H x 2.5T **Seat Range:** 19 - 22
Arms to Floor: 26.25 **Carton Wt:** 32 **UPS:** Yes **COM:** N/A
Carton: 28L x 26W x 13H **Cube:** 5.47 **Options:** CG50, SW70
Features: 1, 4, 5, 8, 9 **Control:** Locking Tilt
Notes: NJ, KY and TX In-Stock: -U6 and -U11

Fabric	List Price
Faux Leather -U6 Black -U11 White -U42 Charcoal Grey	495.00



FL92011C Low-Back Faux Leather Chair with Padded Arms and Chrome Finish Base
KY
TX
Overall Size: 23W x 26.75D x 36.25 - 38.75H
Seat: 19.75W x 19.75D x 2.75T **Back:** 19W x 19.75H x 2.75T **Seat Range:** 18.25 - 20.75
Arms to Floor: 26.25 **Carton Wt:** 32 **UPS:** Yes **COM:** N/A
Carton: 25L x 24W x 13H **Cube:** 4.51 **Options:** CG50, SW70
Features: 1, 4, 5, 8, 9 **Control:** Locking Tilt
Notes: KY In-Stock: -U6 Black

Fabric	List Price
Faux Leather -U6 Black -U11 White -U42 Charcoal Grey	460.00



FL38610C Low-Back Faux Leather Guest Chair with PP Arms and Chrome Finish Frame
NJ
TX
Overall Size: 25.5W x 25D x 35H
Seat: 18.75W x 18D x 4T **Back:** 17.75W x 15.5H x 3T **Seat Range:** 20
Arms to Floor: 27 **Carton Wt:** 24 **UPS:** Yes **COM:** N/A
Carton: 32L x 24W x 11H **Cube:** 4.88 **Options:** N/A
Features: N/A **Control:** N/A
Notes:

Fabric	List Price
Faux Leather -U6 Black -U11 White -U42 Charcoal Grey	400.00



FL38640C Low-Back Faux Leather Guest Chair with Casters, PP Arms and Chrome Finish Frame
NJ
TX
Overall Size: 25.5W x 25D x 34.5H
Seat: 18.75W x 18D x 4T **Back:** 17.75W x 15.5H x 3T **Seat Range:** 20
Arms to Floor: 27 **Carton Wt:** 24 **UPS:** Yes **COM:** N/A
Carton: 32L x 23W x 11H **Cube:** 4.68 **Options:** N/A
Features: N/A **Control:** N/A
Notes: with Casters.

Fabric	List Price
Faux Leather -U6 Black -U11 White -U42 Charcoal Grey	410.00



FL5388C Mid-Back Executive Faux Leather Chair with Padded Arms and Chrome Finish Base
NJ KY TX
Overall Size: 26.25W x 27D x 38.75 - 42.25H
Seat: 19W x 19D x 3.25T **Back:** 17.75W x 19.5H x 3T **Seat Range:** 18.75 - 22
Arms to Floor: 27.25 **Carton Wt:** 41 **UPS:** Yes **COM:** N/A
Carton: 33L x 25W x 15H **Cube:** 7.44 **Options:** CG50, SW70
Features: 1, 4, 5, 8, 9 **Control:** Locking Tilt
Notes: NJ and KY In-Stock: -U6. TX In-Stock: -U6, -U11 and -U42
New Color

Fabric	List Price
Faux Leather -U6 Black -U11 White -U22 Smoke -U42 Charcoal Grey	625.00



FL5385C Mid-Back Faux Leather Visitor's Chair with Padded Arms and Chrome Finish Base
NJ TX
Overall Size: 23.25W x 25.25D x 35.75H
Seat: 18.75W x 18D x 2.25T **Back:** 18.25W x 17.5H x 2.25T **Seat Range:** 19 Fixed
Arms to Floor: 26.5 **Carton Wt:** 36 **UPS:** Yes **COM:** N/A
Carton: 25L x 25W x 23H **Cube:** 8.31 **Options:** N/A
Features: N/A **Control:** N/A
Notes: NJ In-Stock: -U6. TX In-Stock: -U6, -U11 and -U42

Fabric	List Price
Faux Leather -U6 Black -U11 White -U22 Smoke -U42 Charcoal Grey	550.00

Executive Seating - Faux Leather/Gold Base



FL22991G Mid-Back Faux Leather Chair with Gold Finish Arms and Base
KY
Overall Size: 22.5W x 22D x 36.75-40.25H
Seat: 18.75W x 17D x 3.25T **Back:** 18.5W x 18.5H x 3.25T **Seat Range:** 18.5 - 22.25
Arms to Floor: 26 **Carton Wt:** 31 **UPS:** Yes **COM:** N/A
Carton: 24L x 22W x 13H **Cube:** 3.97 **Options:** CG50, SW70
Features: 1, 4, 5, 8, 9 **Control:** Locking Tilt
Notes: Featuring Gold Finish Frame.
 KY In-Stock: -U5 Navy, -U6 Black, -U11 White and -U28 Cream

Fabric	List Price
Faux Leather -U5 Navy -U6 Black -U11 White -U28 Cream -U41 Saddle	465.00



FL23591G Mid-Back Faux Leather Chair with Gold Finish Arms and Base
KY
Overall Size: 23.25W x 24.5D x 36.75 - 40.75H
Seat: 20W x 18.25D x 4.5T **Back:** 19.5W x 18.25H x 3.5T **Seat Range:** 18.25 - 22.25
Arms to Floor: 25 **Carton Wt:** 34 **UPS:** Yes **COM:** N/A
Carton: 25L x 24W x 14H **Cube:** 4.8 **Options:** CG50, SW70
Features: 1, 4, 5, 8, 9 **Control:** Locking Tilt
Notes: Featuring Gold Finish Frame
 KY In-Stock: -U6 Black and -U28 Cream

Fabric	List Price
Faux Leather -U5 Navy -U6 Black -U28 Cream -U41 Saddle	600.00

Executive Seating - Faux Leather



FL6080 High Back Faux Leather Manager's Chair with Padded Arms and Black Nylon Base
NJ TX
Overall Size: 28.25W x 26.5D x 45-48H
Seat: 21.5W x 19.5D x 4T **Back:** 19.75W x 27H x 4.5T **Seat Range:** 18.5 - 21.5
Arms to Floor: 26.5 **Carton Wt:** 46 **UPS:** Yes **COM:** N/A
Carton: 30L x 25W x 14H **Cube:** 6.07 **Options:** CG50, SW70
Features: 1, 4, 5, 8, 9 **Control:** Locking Tilt
Notes:

Fabric	List Price
Faux Leather -U15 Black -U24 Chocolate	495.00



FL6081 Mid-Back Faux Leather Manager's Chair with Padded Arms and Black Nylon Base
NJ TX
Overall Size: 26.5W x 27.25D x 39.5 - 42.5H
Seat: 21.25W x 19.25D x 5.25T **Back:** 19.5W x 21.75H x 4.5T **Seat Range:** 18-21.75
Arms to Floor: 26.5 **Carton Wt:** 41 **UPS:** Yes **COM:** N/A
Carton: 28L x 24W x 14H **Cube:** 5.44 **Options:** CG50, SW70
Features: 1, 4, 5, 8, 9 **Control:** Locking Tilt
Notes:

Fabric	List Price
Faux Leather -U15 Black -U24 Chocolate	450.00



NJ TX **FL6085** Mid-Back Faux Leather Visitor's Chair with Padded Arms and Black Base
Overall Size: 25.75W x 25.5D x 40.75H
Seat: 21W x 18.5D x 5T **Back:** 20W x 21.5H x 4.25T **Seat Range:** 19.25 Fixed
Arms to Floor: 27.5 **Carton Wt:** 37 **UPS:** Yes **COM:** N/A
Carton: 28L x 23W x 13H **Cube:** 4.84 **Options:** CG50, SW70
Features: N/A **Control:** N/A
Notes:

Fabric	List Price
Faux Leather -U15 Black -U24 Chocolate	425.00



NJ **FL91201** Mid-Back Faux Leather Manager's Chair with Flip Up Arms and Nylon Base
Overall Size: 27.75W x 26.25D x 37.25-40.75H
Seat: 21W x 18D x 4.5T **Back:** 19W x 20H x 4T **Seat Range:** 18-21.75
Arms to Floor: 24.5 **Carton Wt:** 35 **UPS:** Yes **COM:** N/A
Carton: 26L x 24W x 12H **Cube:** 4.3 **Options:** CG50, SW70
Features: 1, 4, 5, 8, 9 **Control:** Locking Tilt
Notes: NJ In-Stock: -U6 Black

Fabric	List Price
Faux Leather -U6 Black -U2 Chocolate -U42 Charcoal Grey	425.00



NJ KY TX **FL660** Faux Leather Manager's Chair with Padded Arms
Overall Size: 27.25W x 26.75D x 39.25 - 42.25H
Seat: 20.25W x 18.75D x 4.5T **Back:** 20.5W x 21.75H x 4.5T **Seat Range:** 18.25 - 21.25
Arms to Floor: 26.25 **Carton Wt:** 35 **UPS:** Yes **COM:** N/A
Carton: 26L x 26W x 14H **Cube:** 5.47 **Options:** CG50, SW70
Features: 1, 4, 5, 8, 9 **Control:** Locking Tilt
Notes: TX In-Stock: -U2, -U42 and -U6. KY In-Stock: -U6 Black

Fabric	List Price
Faux Leather -U6 Black -U2 Chocolate -U42 Charcoal Grey	395.00



NJ KY **FL9097** Oversized Faux Leather Executive Chair with Padded Loop Arms
Overall Size: 26W x 31D x 46H
Seat: 23W x 21D x 4T **Back:** 21W x 29H x 5T **Seat Range:** 18.5 -22
Arms to Floor: 28 **Carton Wt:** 42 **UPS:** Yes **COM:** N/A
Carton: 31L x 26W x 15H **Cube:** 6.99 **Options:** CG50, SW70
Features: 1, 4, 5, 8, 9 **Control:** Locking Tilt
Notes:

Fabric	List Price
Faux Leather -U6 Black	525.00



FLH24981-U1/FLH24987-U6 Faux Leather Mid Back Manager's Chair with Padded Flip Arms and Coated Base
Overall Size: 28.25W x 26D x 40.25-43.25H
Seat: 21W x 19D x 5T **Back:** 19.5W x 22.25H x 4.25T **Seat Range:** 18.25-21
Arms to Floor: 27.25 **Carton Wt:** 36 **UPS:** 52 **COM:** N/A
Carton: 27L x 26W x 15H **Cube:** 6.09 **Options:** CG50, SW70
Features: 1, 4, 5, 8, 9 **Control:** Locking Tilt
Notes:

Fabric	List Price
FLH24981-U1 Cocoa/Espresso	450.00
FLH24987-U6 Titanium/Black	



83710B Padded Seat and Back Visitor's Chair with Black Finish Frame
Overall Size: 24.5W x 24.25D x 34H
Seat: 19W x 19D x 4.75T **Back:** 18.5W x 15.75H x 2.25T **Seat Range:** 19.25 Fixed
Arms to Floor: 27 **Carton Wt:** 31 **UPS:** Yes **COM:** 0.75 yds
Carton: 35L x 24W x 10H **Cube:** 4.86 **Options:** N/A
Features: N/A **Control:** N/A
Notes: REPLACES FL1055
 TX In-Stock: -231. NJ In-Stock: -231, -R107.

Fabric	List Price
-231 Icon Black	335.00
-R107 Dillon Black	350.00
A	355.00
B	375.00
C	400.00
R	430.00





83720 Padded Seat and Back Armless Visitor's Chair with Black Finish Frame

Overall Size: 21.75W x 24.25D x 34H
Seat: 19.25W x 18.5D x 4.75T **Back:** 18W x 16H x 2.25 **Seat Range:** 19.25 Fixed
Arms to Floor: N/A **Carton Wt:** 27 **UPS:** Yes **COM:** 0.75 yds
Carton: 35L x 24W x 10H **Cube:** 4.86 **Options:** N/A
Features: N/A **Control:** N/A
Notes: **REPLACES FL1033**
TX In-Stock: -231. **NJ In-Stock:** -231, -R107.



Fabric	List Price
-231 Icon Black	310.00
-R107 Dillon Black	330.00
A	330.00
B	350.00
C	375.00
R	405.00



FL38610 Low-Back Faux Leather Guest Chair with PP Arms and Black Finish Frame

Overall Size: 25.5W x 25D x 34.5H
Seat: 18.75W x 18D x 4T **Back:** 17.75W x 15.5H x 3T **Seat Range:** 20 Fixed
Arms to Floor: 27 **Carton Wt:** 24 **UPS:** Yes **COM:** N/A
Carton: 32L x 24W x 11H **Cube:** 4.88 **Options:** N/A
Features: N/A **Control:** N/A
Notes: **TX In-Stock:** -U6. **NJ In-Stock:** -U6.

Fabric	List Price
Faux Leather -U6 Black	375.00
-U11 White	
-U42 Charcoal Grey	






FL38640 Low-Back Faux Leather Guest Chair with Casters, PP Arms and Black Finish Frame




Overall Size: 25.5W x 25D x 34.5H
Seat: 18.75W x 18D x 4T **Back:** 17.75W x 15.5H x 3T **Seat Range:** 20
Arms to Floor: 27 **Carton Wt:** 24 **UPS:** Yes **COM:** N/A
Carton: 32L x 23W x 11H **Cube:** 4.68 **Options:** N/A
Features: N/A **Control:** N/A
Notes: with Casters




Fabric	List Price
Faux Leather -U6 Black	390.00




MG1242S-NB and MG0922S-NB shown with WST51-B18 Series









	 MG1242S-NB Brooklyn Clear Tempered Glass Top Coffee Table with Nickel Brush Legs	<table border="1"> <tr> <th>Finish</th> <th>List Price</th> </tr> <tr> <td>Brushed Nickel and Clear Glass</td> <td>500.00</td> </tr> </table>	Finish	List Price	Brushed Nickel and Clear Glass	500.00
	Finish		List Price			
	Brushed Nickel and Clear Glass		500.00			
	 Overall Size: 42W x 24D x 17H Carton Wt: 40 UPS: Yes Carton: 46L x 27W x 5H Cube: 3.59 Notes:					




	 MG1230R-NB Brooklyn Clear Tempered Glass Round Top Coffee Table with Nickel Brush Legs	<table border="1"> <tr> <th>Finish</th> <th>List Price</th> </tr> <tr> <td>Brushed Nickel and Clear Glass</td> <td>500.00</td> </tr> </table>	Finish	List Price	Brushed Nickel and Clear Glass	500.00
	Finish		List Price			
	Brushed Nickel and Clear Glass		500.00			
	 Overall Size: 30W x 30D x 16H Carton Wt: 28 UPS: Yes Carton: 34L x 33W x 5H Cube: 3.24 Notes:					

	 MG0922S-NB Brooklyn Clear Tempered Glass Square Top End Table with Nickel Brush Legs	<table border="1"> <tr> <th>Finish</th> <th>List Price</th> </tr> <tr> <td>Brushed Nickel and Clear Glass</td> <td>400.00</td> </tr> </table>	Finish	List Price	Brushed Nickel and Clear Glass	400.00
	Finish		List Price			
	Brushed Nickel and Clear Glass		400.00			
	 Overall Size: 22W x 22D x 20H Carton Wt: 16 UPS: Yes Carton: 26L x 25W x 5H Cube: 1.88 Notes:					

	 MG0920R-NB Brooklyn Clear Tempered Glass Round Top End Table with Nickel Brush Legs	<table border="1"> <tr> <th>Finish</th> <th>List Price</th> </tr> <tr> <td>Brushed Nickel and Clear Glass</td> <td>400.00</td> </tr> </table>	Finish	List Price	Brushed Nickel and Clear Glass	400.00
	Finish		List Price			
	Brushed Nickel and Clear Glass		400.00			
	 Overall Size: 20W x 20D x 20H Carton Wt: 14 UPS: Yes Carton: 24L x 23W x 5H Cube: 1.73 Notes:					

	 FLWT433 Matte White Top Round Multi-Purpose Table with Metal Base	<table border="1"> <tr> <th>Finish</th> <th>List Price</th> </tr> <tr> <td>White Top with -BP Brass Plated Base</td> <td>1295.00</td> </tr> <tr> <td>-WHT White Base</td> <td>1095.00</td> </tr> </table>	Finish	List Price	White Top with -BP Brass Plated Base	1295.00	-WHT White Base	1095.00
	Finish		List Price					
	White Top with -BP Brass Plated Base		1295.00					
	-WHT White Base		1095.00					
 Overall Size: 41.25W x 41.25D x 29.75H Carton1: 48L x 48W x 9H Cube: 12 Carton Wt: 86 UPS: OS Carton2: 29L x 15W x 14H Cube: 3.52 Carton Wt: 10 UPS: Yes Notes: Ships in 2 Cartons. NJ In-Stock: -WHT								

	 FLWA2140 Matte White Top Round Coffee Table with Metal Base	<table border="1"> <tr> <th>Finish</th> <th>List Price</th> </tr> <tr> <td>White Top with -BP Brass Plated Base</td> <td>995.00</td> </tr> <tr> <td>-WHT White Base</td> <td>875.00</td> </tr> </table>	Finish	List Price	White Top with -BP Brass Plated Base	995.00	-WHT White Base	875.00
	Finish		List Price					
	White Top with -BP Brass Plated Base		995.00					
	-WHT White Base		875.00					
 Overall Size: 35.5W x 35.5D x 18H Carton1: 40L x 39W x 2H Cube: 1.8 Carton Wt: 22 UPS: Yes Carton2: 25L x 25W x 19H Cube: 6.87 Carton Wt: 34 UPS: Yes Notes: Ships in 2 Cartons. NJ In-Stock: -WHT								

	 FLWA9300 Matte White Top Round Side Table with Metal Base	<table border="1"> <tr> <th>Finish</th> <th>List Price</th> </tr> <tr> <td>White Top with -BP Brass Plated Base</td> <td>425.00</td> </tr> <tr> <td>-WHT White Base</td> <td>350.00</td> </tr> </table>	Finish	List Price	White Top with -BP Brass Plated Base	425.00	-WHT White Base	350.00
	Finish		List Price					
	White Top with -BP Brass Plated Base		425.00					
	-WHT White Base		350.00					
 Overall Size: 17.75W x 17.75D x 22.25H Carton Wt: 18 UPS: Yes Carton: 20L x 20W x 11H Cube: 2.54 Notes: NJ In-Stock: -WHT								



WST09/WST09-WH/WST09-BK Wall Street End Table with Chrome Frame and Espresso Finish Wood Top or Black (-BK) or White (-WH) Top

NJ KY

Overall Size: 22W x 15.75D x 18.5H
Carton Wt: 14 **UPS:** Yes
Carton: 25L x 20W x 5H **Cube:** 1.45
Notes: White table tops are not color-matched to white reception seating
KY In-Stock: Chrome/Espresso and -BK Chrome/BK

Finish	List Price
Chrome/Espresso	235.00
Chrome/White (-WH)	
Chrome/Black (-BK)	



WST12/WST12-WH/WST12-BK Wall Street Coffee Table with Chrome Frame and Espresso Finish Wood Top or Black (-BK) or White (-WH) Top

NJ KY

Overall Size: 44W x 22D x 15H
Carton Wt: 31 **UPS:** Yes
Carton: 48L x 26W x 5H **Cube:** 3.61
Notes: White table tops are not color-matched to white reception seating

Finish	List Price
Chrome/Espresso	400.00
Chrome/White (-WH)	
Chrome/Black (-BK)	

Resimercial Seating



FLH5974BK-U42 with FLWA2140-WHT



FLH5974BK Faux Leather Swivel Chair with Black Base

NJ TX

Overall Size: 27.5W x 27.5D x 30H
Seat: 20.75W x 20.5D x 3.75T **Back:** 18.75W x 11.75H x 2.75T **Seat Range:** 18.5 Fixed
Arms to Floor: 23.75 **Carton Wt:** 38 **UPS:** Yes **COM:** N/A
Carton: 32L x 27W x 21H **Cube:** 10.5 **Options:** N/A
Features: 1, 4 **Control:** N/A
Notes: 360° Swivel. UPSable.

Fabric	List Price
-U6 Black	595.00
-U41 Saddle	
-U42 Charcoal Grey	



FLH5969AL Faux Leather Swivel Chair with Aluminum Base

NJ TX

Overall Size: 30.5W x 29D x 34.25H
Seat: 19W x 18.5D x 4T **Back:** 17.25W x 16H x 5.25T **Seat Range:** 19.25 Fixed
Arms to Floor: N/A **Carton Wt:** 43 **UPS:** OS **COM:** N/A
Carton: 32L x 30W x 26H **Cube:** 14.44 **Options:** N/A
Features: 1, 4 **Control:** N/A
Notes: 360° Swivel. UPSable, Oversized Package.

Fabric	List Price
-U6 Black	650.00
-U11 White	
-U42 Charcoal Grey	



NJ **FL80228AL** Faux Leather Chair with Aluminum Finish Base

Overall Size: 27.5W x 29D x 38.25H
Seat: 16.5W x 18.5D x 4.5T **Back:** 22.5W x 21.25H x 2.5T **Seat Range:** 17.5 Fixed
Arms to Floor: N/A **Carton Wt:** 30 **UPS:** OS **COM:** N/A
Carton: 30L x 28W x 26H **Cube:** 12.63 **Options:** N/A
Features: N/A **Control:** N/A
Notes: 360° Swivel. UPSable, Oversized Package.

Fabric	List Price
Faux Leather -U6 Black -U11 White -U42 Charcoal Grey	850.00
Dillon Fabric	1000.00



NJ TX **FL80228B** Faux Leather Chair with Black Finish Base

Overall Size: 28.25W x 28.5D x 38.5H
Seat: 16.5W x 18.5D x 4.5T **Back:** 22.5W x 21.25H x 2.5T **Seat Range:** 18 Fixed
Arms to Floor: 23.25 **Carton Wt:** 33 **UPS:** OS **COM:** N/A
Carton: 30L x 28W x 26H **Cube:** 12.63 **Options:** N/A
Features: N/A **Control:** N/A
Notes: 360° Swivel. UPSable, Oversized Package.

Fabric	List Price
Faux Leather -U6 Black -U42 Charcoal Grey -U11 White	720.00
Dillon Fabric	870.00



NJ **LS5387AL** Swivel Chair with Aluminum Base

Overall Size: 31.25W x 31.5D x 38H
Seat: 20W x 20.5D x 6T **Back:** 21.5W x 21H x 2.75T **Seat Range:** 18.75 Fixed
Arms to Floor: 25.5 **Carton Wt:** 49 **UPS:** OS **COM:** N/A
Carton: 31L x 30W x 29H **Cube:** 15.6 **Options:** N/A
Features: 1, 4 **Control:** N/A
Notes: 360° Swivel. UPSable, Oversized Package.

Fabric	List Price
-R103 Dillon Stratus -R105 Dillon Blue -R107 Dillon Black	1000.00




NJ TX **GNA50400** Lounge Chair with Molded Foam Seat and Back, Headrest and Chrome Base

Overall Size: 29W x 35D x 43.25H
Seat: 24.75W x 21D x 2.75T **Back:** 24.5W x 27.5H x 3T **Seat Range:** 17 Fixed
Arms to Floor: N/A **Carton Wt:** 48 **UPS:** Yes **COM:** N/A
Carton: 38L x 28W x 16H **Cube:** 9.85 **Options:** N/A
Features: N/A **Control:** N/A
Notes: NJ In-Stock: -R107 Dillon Black

Fabric	List Price
-R103 Dillon Stratus -R105 Dillon Blue -R107 Dillon Black	875.00




 **LRL** Lounge Chair with Padded Seat and Back, and Chrome Base

Overall Size: 28W x 28D x 32H
Seat: 20W x 19.5D x 3T **Back:** 19W x 14.75H x 3T **Seat Range:** 17.5 Fixed
Arms to Floor: 28 **Carton Wt:** 36 **UPS:** Yes **COM:** N/A
Carton: 32L x 28W x 21H **Cube:** 10.88 **Options:** N/A
Features: N/A **Control:** N/A
Notes:

Fabric	List Price
-R103 Dillon Stratus -R105 Dillon Blue -R107 Dillon Black	695.00



 **THP** Lounge Chair with Padded Seat and Back, Sled Style Chrome Finish Base

Overall Size: 26W x 27.75D x 32.5H
Seat: 25.5W x 19D x 3T **Back:** 23.75W x 15H x 3T **Seat Range:** 19 Fixed
Arms to Floor: N/A **Carton Wt:** 32 **UPS:** Yes **COM:** N/A
Carton: 28L x 27W x 20H **Cube:** 8.75 **Options:** N/A
Features: N/A **Control:** N/A
Notes: NJ In-Stock: -U6 Black and -U11 White
 UPSable, Oversized Package.

Fabric	List Price
-M78 Charcoal Faux Leather: -U6 Black -U42 Charcoal Grey -U11 White	550.00
Grade A: Dillon Fabric:	600.00 600.00



BRK Brooks Lounge Chair with Padded Faux Leather Seat and Back, Powder Coated Metal Frame

Overall Size: 25.25W x 28.25D x 31H
Seat: 16W x 18.5D x 4.5T **Back:** 23W x 14.75H x 3T **Seat Range:** 17.25 Fixed
Arms to Floor: 23 **Carton Wt:** 32 **UPS:** Yes **COM:** N/A
Carton: 27L x 26W x 23H **Cube:** 9.34 **Options:** N/A
Features: N/A **Control:** N/A
Notes:

Fabric	List Price
Faux Leather	430.00
-R43 Sand	
-R44 Grey	
-R45 Navy	



PPR Piper Lounge Chair with Padded Faux Leather Seat and Back, Powder Coated Metal Frame

Overall Size: 23.25W x 22.75D x 33H
Seat: 16.5W x 15.75D x 2.75T **Back:** 19.5W x 13.75H x 2T **Seat Range:** 19 Fixed
Arms to Floor: 23.5 **Carton Wt:** 18 **UPS:** Yes **COM:** N/A
Carton: 29L x 24W x 13H **Cube:** 5.23 **Options:** N/A
Features: N/A **Control:** N/A
Notes:

Fabric	List Price
Faux Leather	325.00
-P52 Smoke	
-P53 Saddle	
-P54 Fog	

Modular Reception Seating



WST51A Wall Street Arm Chair with Chrome Base



Overall Size: 30.5W x 28D x 31H
Seat: 23W x 22D x 6.5T **Back:** 23.5W x 15.5H x 6.5T **Seat Range:** 17.5 Fixed
Arms to Floor: 24.75 **Carton Wt:** 70 **UPS:** OS **COM:** N/A
Carton: 31L x 26W x 24H **Cube:** 11.19 **Options:** N/A
Features: N/A **Control:** N/A
Notes: Stand Alone. Oversized.
TX In-Stock: -B18 Black and -E34 Espresso. **KY In-Stock:** -B18 Black

Fabric	List Price
Faux Leather	795.00
-B18 Black	
-E34 Espresso	
-W32 White	
-U22 Smoke	



WST51LF Left Arm Facing Wall Street Modular Component with Chrome Base







Overall Size: 27.25W x 28.5D x 31H
Seat: 23.5W x 21.5D x 5.25T **Back:** 23.5W x 15.75H x 6T **Seat Range:** 17.5 Fixed
Arms to Floor: 26 **Carton Wt:** 55 **UPS:** 78 **COM:** N/A
Carton: 29L x 25W x 22H **Cube:** 9.24 **Options:** N/A
Features: N/A **Control:** N/A
Notes: Use as Part of Sofa, Loveseat or Sectional.
TX In-Stock: -B18 Black. **KY In-Stock:** -B18 Black



Fabric	List Price
Faux Leather	700.00
-B18 Black	
-E34 Espresso	
-W32 White	
-U22 Smoke	





Wall Street Collection

	 WST51N Armless Wall Street Modular Component with Chrome Base	Fabric	List Price
	<p>NJ TX</p> <p>Overall Size: 23W x 28D x 31H Seat: 23W x 22D Back: 23.5W x 15.5H x 6.5 Seat Range: 17.5 Fixed Arms to Floor: N/A Carton Wt: 39 UPS: 58 COM: N/A Carton: 26L x 25W x 18H Cube: 6.77 Options: N/A Features: N/A Control: N/A Notes: Use as Stand Alone or Part of Sofa, Loveseat or Sectional. TX In-Stock: -B18 Black</p>	<p>Faux Leather -B18 Black -E34 Espresso -W32 White -U22 Smoke</p>	575.00



	 WST51RF Right Arm Facing Wall Street Modular Component with Chrome Base	Fabric	List Price
	<p>NJ TX</p> <p>Overall Size: 27W x 28D x 31H Seat: 23W x 22D Back: 23.5W x 15.5H x 6.5T Seat Range: 17.5 Fixed Arms to Floor: 26 Carton Wt: 55 UPS: Yes COM: N/A Carton: 29L x 24W x 23H Cube: 9.26 Options: N/A Features: N/A Control: N/A Notes: Use as Part of Sofa, Loveseat or Sectional TX In-Stock: -B18 Black</p>	<p>Faux Leather -B18 Black -E34 Espresso -W32 White -U22 Smoke</p>	700.00


	 WST51C Corner Wall Street Modular Component with Chrome Base	Fabric	List Price
	<p>NJ KY TX</p> <p>Overall Size: 28W x 28D x 31H Seat: 23W x 22D Back: 24W x 15.5H x 6.5T Seat Range: 17.5 Fixed Arms to Floor: N/A Carton Wt: 54 UPS: OS COM: N/A Carton: 29L x 26W x 25H Cube: 10.91 Options: N/A Features: N/A Control: N/A Notes: Use as Part of Corner Sectional. Oversized. TX In-Stock: -B18 Black. KY In-Stock: -B18 Black</p>	<p>Faux Leather -B18 Black -E34 Espresso -W32 White -U22 Smoke</p>	750.00


	WST51P Center Wall Street Modular Component, Chrome Base with AC and USB 3.0 Charging Station.	Fabric	List Price
	<p>KY TX</p> <p>Overall Size: 6.5W x 28.25D x 20H Carton Wt: 19 UPS: Yes COM: N/A Carton: 29L x 21W x 7H Cube: 2.46 Options: N/A Features: N/A Control: N/A Notes: UL Certified. KY and TX In-Stock: -B18 Black</p>	<p>Faux Leather -B18 Black -E34 Espresso -W32 White -U22 Smoke</p>	395.00


	WST51OP Ottoman Wall Street Modular Component, Chrome Base with AC and USB 3.0 Charging Station.	Fabric	List Price
	<p>NJ KY</p> <p>Overall Size: 29.25W x 24D x 17.25H Seat: 29.25W x 24D x 6T Seat Range: 17.25 Fixed Arms to Floor: N/A Carton Wt: 33 UPS: Yes COM: N/A Carton: 30L x 25W x 12H Cube: 5.20 Options: N/A Features: N/A Control: N/A Notes: UL Certified. KY In-Stock: -B18 Black</p>	<p>Faux Leather -B18 Black -E34 Espresso -W32 White -U22 Smoke</p>	650.00


Reception Seating


	 ATH51 Anthony 26" Wide Chair with Chrome Base	Fabric	List Price
	<p>NJ KY</p> <p>Overall Size: 26W x 33D x 32.5H Seat: 26W x 22D x 6T Back: 26W x 15.25H x 5T Seat Range: 19 Fixed Arms to Floor: N/A Carton Wt: 40 ISTA: 3A UPS: OS COM: N/A Carton: 32L x 27W x 26H Cube: 13 Options: N/A Features: N/A Control: N/A Notes: UPSable, Oversized Package. Lounge Specialty Seating. NJ and KY In-Stock: -B18 Black PU.</p>	<p>-B18 Black PU -W32 White PU</p>	740.00


	<p>ATH51CG Anthony 26" Wide Chair with Gold Base</p> <p>Overall Size: 26W x 33D x 32.5H Seat: 26W x 22D x 6T Back: 26W x 15.25H x 5T Seat Range: 19 Fixed Arms to Floor: N/A Carton Wt: 40 ISTA: 3A UPS: OS COM: N/A Carton: 32L x 27W x 26H Cube: 13 Options: N/A Features: N/A Control: N/A Notes: UPSable, Oversized Package. Lounge Specialty Seating KY In-Stock: -B18 Black PU.</p>	<p>Fabric</p> <p>-B18 Black PU -W32 White PU</p>	<p>List Price</p> <p>740.00</p>
---	---	---	--

	<p>PAC51 Pacific Arm Chair in Fabric with Chrome Finish Legs</p> <p>Overall Size: 32W x 30.5D x 29.5H Seat: 23W x 22D x 5T Back: 23W x 12.25H x 4.75T Seat Range: 17.75 Fixed Arms to Floor: 24.75 Carton Wt: 49 UPS: OS COM: 6 yds. Carton: 30L x 29W x 24H Cube: 12.08 Options: N/A Features: N/A Control: N/A Notes: UPSable, Oversized Package.</p> <p>For additional Custom Fabrics, please see page 30.</p>	<p>Fabric</p> <p>-M5 Tangerine -M17 Green -M19 Navy -M52 Cream -M59 Cement</p>	<p>List Price</p> <p>675.00</p>
---	--	---	--

	<p>PAC52 Pacific Loveseat in Fabric with Chrome Finish Legs</p> <p>Overall Size: 51.5W x 30.5D x 29.5H Seat: 42W x 22D x 5T Back: 42W x 12.25H x 4.75T Seat Range: 17.75 Fixed Arms to Floor: 24.75 Carton Wt: 67 LTL: Yes COM: 10 yds. Carton: 43L x 30W x 22H Cube: 16.42 Options: N/A Features: N/A Control: N/A Notes: UPSable, Oversized Package. NJ In-Stock: -M19 and -M59</p> <p>For additional Custom Fabrics, please see page 30.</p>	<p>Fabric</p> <p>-M5 Tangerine -M17 Green -M19 Navy -M52 Cream -M59 Cement</p>	<p>List Price</p> <p>925.00</p>
---	---	---	--

	<p>PAC53 Pacific Sofa in Fabric with Chrome Finish Legs</p> <p>Overall Size: 72.5W x 30.5D x 29.5H Seat: 63.5W x 22D x 5T Back: 63.5W x 12.25H x 4.75T Seat Range: 17.75 Fixed Arms to Floor: 24.75 Carton Wt: 99 LTL: Yes COM: 14 yds. Carton: 65L x 31W x 22H Cube: 25.65 Options: N/A Features: N/A Control: N/A Notes: Non-UPSable. NJ In-Stock: -M19 and -M59</p> <p>For additional Custom Fabrics, please see page 30.</p>	<p>Fabric</p> <p>-M17 Green -M19 Navy -M59 Cement</p>	<p>List Price</p> <p>1300.00</p>
---	---	--	---

	<p>PAC51 Pacific Arm Chair with Chrome Finish Legs</p> <p>Overall Size: 32W x 30.5D x 29.5H Seat: 23W x 22D x 5T Back: 23W x 12.25H x 4.75T Seat Range: 17.75 Fixed Arms to Floor: 24.75 Carton Wt: 49 UPS: OS COM: 6 yds. Carton: 30L x 29W x 24H Cube: 12.08 Options: N/A Features: N/A Control: N/A Notes: UPSable, Oversized Package. Also available in Dillon Fabrics. NJ In-Stock: All Fabrics. TX In-Stock: -V18, U42. KY In-Stock: -R101, -R105, -V18 & -V34. For additional Custom Fabrics, please see page 30. New Color</p>	<p>Fabric</p> <p>-V18 Vinyl Black -V34 Vinyl Espresso -U42 Charcoal Grey</p> <p>-R101 Dillon Snow -R105 Dillon Blue -R107 Dillon Black</p>	<p>List Price</p> <p>650.00</p> <p>775.00</p>
---	--	---	--

	<p>PAC52 Pacific Loveseat with Chrome Finish Legs</p> <p>Overall Size: 51.5W x 30.5D x 29.5H Seat: 42W x 22D x 5T Back: 42W x 12.25H x 4.75T Seat Range: 17.75 Fixed Arms to Floor: 24.75 Carton Wt: 67 LTL: Yes COM: 10 yds. Carton: 43L x 30W x 22H Cube: 16.42 Options: N/A Features: N/A Control: N/A Notes: UPSable, Oversized Package. Also available in Dillon Fabrics. NJ In-Stock: All Fabrics. TX In-Stock: -V18, -U42. KY In-Stock: -V18, -V34. For additional Custom Fabrics, please see page 30. New Color</p>	<p>Fabric</p> <p>-V18 Vinyl Black -V34 Vinyl Espresso -U42 Charcoal Grey</p> <p>-R101 Dillon Snow -R105 Dillon Blue -R107 Dillon Black</p>	<p>List Price</p> <p>890.00</p> <p>1050.00</p>
---	--	---	---

NJ
KY
TX

PAC53 Pacific Sofa with Chrome Finish Legs



Overall Size: 72.5W x 30.5D x 29.5H
Seat: 63.5W x 22D x 5T **Back:** 63.5W x 12.25H x 4.75T **Seat Range:** 17.75 Fixed
Arms to Floor: 24.75 **Carton Wt:** 99 **LTL:** Yes **COM:** 14 yds.
Carton: 65L x 31W x 22H **Cube:** 25.65 **Options:** N/A
Features: N/A **Control:** N/A
Notes: Non-UPSable. Also available in Dillon Fabrics. TX In-Stock: -V18, -U42. KY In-Stock: -R105, V-18, V-34. NJ In-Stock: -All Fabrics.
For additional Custom Fabrics, please see page 30. *New Color*

Fabric	List Price
-V18 Vinyl Black	1255.00
-V34 Vinyl Espresso	
-U42 Charcoal Grey	
-R101 Dillon Snow	1495.00
-R105 Dillon Blue	
-R107 Dillon Black	

NJ
KY
TX

ATL51 Atlantic Arm Chair in Dillon Fabric with a Single UL Approved AC and USB 3.0 Charging Station, Chrome Finish Legs



Overall Size: 32W x 30.5D x 29.5H
Seat: 23W x 22D x 5T **Back:** 23W x 12.25H x 4.75T **Seat Range:** 17.75 Fixed
Arms to Floor: 24.75 **Carton Wt:** 53 **UPS:** OS **COM:** 6 yds.
Carton: 30L x 29W x 24H **Cube:** 12.08 **Options:** N/A
Features: N/A **Control:** N/A
Notes: UPSable, Oversized Package. **Single Power Unit.** UL Certified. TX & KY In-Stock: -R105, -R107. **For additional Custom Fabrics, please see page 31.**

Fabric	List Price
-R101 Dillon Snow	875.00
-R105 Dillon Blue	
-R107 Dillon Black	

NJ
KY
TX

ATL52 Atlantic Loveseat in Dillon Fabric with Dual UL Approved AC and USB 3.0 Charging Station, Chrome Finish Legs



Overall Size: 51.5W x 30.5D x 29.5H
Seat: 42W x 22D x 5T **Back:** 42W x 12.25H x 4.75T **Seat Range:** 17.75 Fixed
Arms to Floor: 24.75 **Carton Wt:** 72 **UPS:** OS **COM:** 10 yds.
Carton: 43L x 30W x 22H **Cube:** 16.42 **Options:** N/A
Features: N/A **Control:** N/A
Notes: UPSable, Oversized Package. **Dual Power Unit.** UL Certified. TX & KY In-Stock: -R105, -R107. **For additional Custom Fabrics, please see page 31.**

Fabric	List Price
-R101 Dillon Snow	1200.00
-R105 Dillon Blue	
-R107 Dillon Black	

NJ
KY
TX

ATL53 Atlantic Sofa in Dillon Fabric with Dual UL Approved AC and USB 3.0 Charging Station, Chrome Finish Legs



Overall Size: 72.5W x 30.5D x 29.5H
Seat: 63.5W x 22D x 5T **Back:** 63.5W x 12.25H x 4.75T **Seat Range:** 17.75 Fixed
Arms to Floor: 24.75 **Carton Wt:** 100 **LTL:** Yes **COM:** 14 yds.
Carton: 64L x 31W x 22H **Cube:** 25.25 **Options:** N/A
Features: N/A **Control:** N/A
Notes: Non-UPSable. **Dual Power Unit.** UL Certified. TX & KY In-Stock: -R105, -R107.
For additional Custom Fabrics, please see page 31.

Fabric	List Price
-R101 Dillon Snow	1725.00
-R105 Dillon Blue	
-R107 Dillon Black	



PAC51/PAC52/PAC53 Series in -U42 Charcoal Grey



MST55 Main Street Guest Chair with Espresso Finish Wood Legs

Overall Size: 24W x 27D x 34H
Seat: 19W x 21D x 6.5T **Back:** 23.5W x 15H x 4.5T **Seat Range:** 18.5 Fixed
Arms to Floor: 23.5 **Carton Wt:** 29 **UPS:** Yes **COM:** N/A
Carton: 26L x 26W x 25H **Cube:** 9.78 **Options:** N/A
Features: N/A **Control:** N/A
Notes:

Fabric	List Price
Espresso Finish with -M5 Tangerine -M17 Green -M19 Navy -M59 Cement -PD3 Black Faux Leather -PD26 Pewter Faux Leather -PD28 Cream Faux Leather	400.00

Main Street Guest Chair

MST55 Espresso Finish Wood Legs



-M5 Tangerine



-M17 Green



-M19 Navy



-M59 Cement



-PD3 Black Faux Leather



-PD26 Pewter Faux Leather



-PD28 Cream Faux Leather



-S22 Woven Seaweed



-W11 Woven Chocolate



-W12 Woven Charcoal



-W17 Woven Indigo



-C28 Woven Wheat



KY MST55 Main Street Guest Chair with Espresso Finish Wood Legs

Overall Size: 24W x 27D x 34H
Seat: 19W x 21D x 6.5T **Back:** 23.5W x 15H x 4.5T **Seat Range:** 18.5 Fixed
Arms to Floor: 23.5 **Carton Wt:** 29 **UPS:** Yes **COM:** N/A
Carton: 26L x 26W x 25H **Cube:** 9.78 **Options:** N/A
Features: N/A **Control:** N/A
Notes:

Fabric	List Price
Espresso Finish with -S22 Woven Seaweed -C28 Woven Wheat -W11 Woven Chocolate -W12 Woven Charcoal -W17 Woven Indigo	400.00



KY ETN Ethan Accent Chair with Espresso Finish Wood Legs

Overall Size: 30W x 26D x 29H
Seat: 21.25W x 19.25D x 5T **Back:** 17W x 11.5H x 3T **Seat Range:** 18.75 Fixed
Arms to Floor: 25.25 **Weight:** 35 **UPS:** OS **COM:** N/A
Carton: 30L x 27W x 24H **Cube:** 11.25 **Options:** N/A
Features: N/A **Control:** N/A
Notes:

Fabric	List Price
Espresso Finish with -L37 Blue Denim -L38 Linen -PD22 Cranberry -PD24 Cocoa -PD26 Pewter	495.00



KY SHE Shelly Tufted Chair with Coffee Finish Wood Legs

Overall Size: 27.75W x 30.5D x 34H
Seat: 26.5W x 19D x 4.75T **Back:** 24W x 19H x 4.75T **Seat Range:** 17.25 Fixed
Arms to Floor: N/A **Weight:** 30 **UPS:** OS **COM:** N/A
Carton: 30L x 28W x 24H **Cube:** 11.96 **Options:** N/A
Features: N/A **Control:** N/A
Notes: KY In-Stock: -K21 Sea

Fabric	List Price
Coffee Finish with -K14 Azure -K21 Sea -K26 Charcoal -L32 Linen	525.00



CHA51 Chatou Accent Chair with Coffee Finish Wood Legs

Overall Size: 27W x 30.5D x 33.25H
 Seat: 17.75W x 20.5D x 8T Back: 24.5W x 15.5H x 5T Seat Range: 19 Fixed
 Arms to Floor: 23 Weight: 39 UPS: OS COM: N/A
 Carton: 31L x 28W x 24H Cube: 12.05 Options: N/A
 Features: N/A Control: N/A
 Notes:

Fabric	List Price
Coffee Finish with -V36 Emerald Green -V37 Charcoal -V38 Midnight Blue	595.00



RHD51 Rhodes Accent Chair with Coffee Finish Wood Legs

Overall Size: 26.75W x 31.25D x 33.5H
 Seat: 20.5W x 21D x 5T Back: 23.5W x 15.25H x 5.25T Seat Range: 18.75 Fixed
 Arms to Floor: N/A Weight: 35 UPS: OS COM: N/A
 Carton: 31L x 27W x 25H Cube: 12.1 Options: N/A
 Features: N/A Control: N/A
 Notes:

Fabric	List Price
Coffee Finish with -M17 Green -M21 Blue -M55 Dove	570.00



EWD Eastwood Accent Chair with Medium Espresso Finish Wood Legs

Overall Size: 27.25W x 28.75D x 28.25H
 Seat: 19.5W x 21D x 7.5T Back: 20W x 8.75H x 5.25T Seat Range: 20 Fixed
 Arms to Floor: 23.25 Carton Wt: 43 UPS: OS COM: N/A
 Carton: 29L x 28W x 23H Cube: 10.8 Options: N/A
 Features: N/A Control: N/A
 Notes:

Fabric	List Price
-S74 Grey -S75 Blue -S82 Pumice	525.00



VNS51A Venus Club Chair with Dark Espresso Finish Wood Legs

Overall Size: 30.5W x 33D x 34H
 Seat: 21W x 22.25D x 6.75T Back: 21W x 16.5H x 6.25T Seat Range: 18.75 Fixed
 Arms to Floor: 25 Carton Wt: 47 UPS: OS COM: N/A
 Carton: 34L x 31W x 22H Cube: 13.41 Options: N/A
 Features: N/A Control: N/A
 Notes: Tool-less Assembly. UPSable, Oversized Package

Fabric	List Price
Bonded Leather: -CBD Crimson -EBD Espresso	695.00
Faux Leather: -P42 Sand -P45 Navy -P47 Charcoal	



SB517 Phillip Accent Chair with Mid-Century Finish Solid Wood Legs

Overall Size: 34.5W x 30D x 34H
 Seat: 19.5W x 21D x 11.5T Back: 29W x 15.25H x 6T Seat Range: 19 Fixed
 Arms to Floor: 26.25 Carton Wt: 59 UPS: OS COM: N/A
 Carton: 35L x 31W x 28H Cube: 17.58 Options: N/A
 Features: N/A Control: N/A
 Notes: UPSable, Oversized Package

Fabric	List Price
-B87 Blue -F51 Fog	750.00



BP-DANAC Dane Accent Chair with Dark Coffee Finish Solid Wood Legs

Overall Size: 29.75W x 30.5D x 33.75H
 Seat: 19.25W x 21D x 5T Back: 28.75W x 14.25H Seat Range: 19.75 Fixed
 Arms to Floor: 26 Carton Wt: 43 UPS: OS COM: N/A
 Carton: 32L x 30W x 25H Cube: 13.88 Options: N/A
 Features: N/A Control: N/A
 Notes: UPSable, Oversized Package

Fabric	List Price
-F45 Blue Steel -F46 Charcoal -F47 Wheat -F48 Turquoise -F49 Merlot	675.00



MST51 Main Street Chair with Espresso Finish Wood Accents

Overall Size: 29.5W x 30.5D x 33.25H
Seat: 23.75W x 21.75D x 12T **Back:** 24W x 16.75H x 6.5T **Seat Range:** 18 Fixed
Arms to Floor: 26.25 **Carton Wt:** 54 **UPS:** Yes **COM:** 5 yds.
Carton: 29L x 24W x 24H **Cube:** 9.66 **Options:** N/A
Features: N/A **Control:** N/A
Notes: Weight Capacity Limit: 265 lbs.
Also available in Custom Fabric, see page 32.

Fabric	List Price
Espresso Finish w/ Ave Six Fabric	
-C28 Woven Wheat	795.00
-S22 Woven Seaweed	
-W12 Woven Charcoal	
-W17 Woven Indigo	



MST52 Main Street Loveseat with Espresso Finish Wood Accents

Overall Size: 49.25W x 30.5D x 33.25H
Seat: 43.5W x 21.75D x 12T **Back:** 43.5W x 16.75H x 6.5T **Seat Range:** 18 Fixed
Arms to Floor: 26.25 **Carton Wt:** 86 **UPS:** OS **COM:** 6 yds.
Carton: 46L x 29W x 22H **Cube:** 16.98 **Options:** N/A
Features: N/A **Control:** N/A
Notes: Weight Capacity Limit: 529 lbs.
Also available in Custom Fabric, see page 32.

Fabric	List Price
Espresso Finish w/ Ave Six Fabric	
-C28 Woven Wheat	1150.00
-S22 Woven Seaweed	
-W12 Woven Charcoal	
-W17 Woven Indigo	



MST53 Main Street Sofa with Espresso Finish Wood Accents

Overall Size: 75W x 30.5D x 33.25H
Seat: 69.25W x 21.75D x 12T **Back:** 69.5W x 16.75H x 6.5T **Seat Range:** 18 Fixed
Arms to Floor: 26.25 **Carton Wt:** 111 **LTL:** Yes **COM:** 7.5 yds.
Carton: 69L x 29W x 22H **Cube:** 25.47 **Options:** N/A
Features: N/A **Control:** N/A
Notes: Weight Capacity Limit: 650 lbs.
Also available in Custom Fabric, see page 32.

Fabric	List Price
Espresso Finish w/ Ave Six Fabric	
-C28 Woven Wheat	1600.00
-S22 Woven Seaweed	
-W12 Woven Charcoal	
-W17 Woven Indigo	



NJ
KY

DVS51 Davis Fabric Arm chair with Solid Wood Frame

Overall Size: 27W x 29.5D x 32.25H
Seat: 24W x 20.25D x 5.25T **Back:** 24W x 15.5H x 4.75T **Seat Range:** 17.25 Fixed
Arms to Floor: 21.75 **Carton Wt:** 32 **ISTA:** 6 **UPS:** Yes **COM:** 1.5 yds.
Carton: 27L x 24W x 16H **Cube:** 6.0 **Options:** N/A
Features: N/A **Control:** N/A
Notes:



Fabric	List Price
-K12 Otter	500.00
-K14 Azure	
-K21 Sea	
-K26 Charcoal	
-L32 Linen	
A	540.00
B	570.00
C	600.00
R	635.00



KY

WDN51 Weldon 28.5" Wide Fabric Arm Chair with Solid Wood Frame

Overall Size: 27.25W x 29.25D x 32.5H
Seat: 24W x 19.5D x 5.75T **Back:** 24W x 16.5H x 4.5T **Seat Range:** 17.5 Fixed
Arms to Floor: 21.25 **Carton Wt:** 36 **ISTA:** 6 **UPS:** Yes **COM:** 1.5 yds.
Carton: 27L x 25W x 15H **Cube:** 5.85 **Options:** N/A
Features: N/A **Control:** N/A
Notes:

Fabric	List Price
-K14 Azure	500.00
-K21 Sea	
-K26 Charcoal	
-L32 Linen	

WDN51



-K14 Azure



-K21 Sea



-K26 Charcoal



-L32 Linen



PKF Parkfield Accent Chair in **Walnut Finish** Frame

Overall Size: 26.75W x 30D x 29.75H
Seat: 25.5W x 21.5D x 6T **Back:** 25W x 20H x 7T **Seat Range:** 18.5 Fixed
Arms to Floor: 21.25 **Carton Wt:** 42 **UPS:** Yes **COM:** N/A
Carton: 46L x 33W x 9H **Cube:** 7.9 **Options:** N/A
Features: N/A **Control:** N/A
Notes:

Fabric	List Price
Faux Leather -B18 Black -PD25 Camel -PD23 Molasses -PD26 Pewter	550.00



ABB Abbott Spindle Chair in **Brushed Grey Finish** Frame

Overall Size: 26.25W x 32.25D x 37H
Seat: 26.5W x 18D x 7.25T **Back:** 26W x 17.75H x 8.75T **Seat Range:** 20 Fixed
Arms to Floor: 24.5 **Carton Wt:** 50 **ISTA:** 6 **UPS:** Yes **COM:** N/A
Carton: 38L x 30W x 13H **Cube:** 8.57 **Options:** N/A
Features: N/A **Control:** N/A
Notes:

Fabric	List Price
-BY4 Azure -BY5 Dolphin -BY6 Linen -BY7 Charcoal	825.00



KLE Kaylee Spindle Chair in **Antique White Finish** Frame

Overall Size: 26.25W x 32.25D x 37H
Seat: 26.5W x 18D x 7.25T **Back:** 26W x 17.75H x 8.75T **Seat Range:** 20 Fixed
Arms to Floor: 24.5 **Carton Wt:** 50 **ISTA:** 6 **UPS:** Yes **COM:** N/A
Carton: 38L x 30W x 13H **Cube:** 8.57 **Options:** N/A
Features: N/A **Control:** N/A
Notes:

Fabric	List Price
-BY6 Linen -H14 Smoke -H16 Navy -L32 Linen	825.00



FLR Fletcher Spindle Chair in **Rustic Brown Finish** Frame

Overall Size: 26.25W x 32.25D x 37H
Seat: 26.5W x 18D x 7.25T **Back:** 26W x 17.75H x 8.75T **Seat Range:** 20 Fixed
Arms to Floor: 24.5 **Carton Wt:** 50 **UPS:** Yes **COM:** N/A
Carton: 38L x 30W x 13H **Cube:** 8.57 **Options:** N/A
Features: N/A **Control:** N/A
Notes:

Fabric	List Price
-BY7 Charcoal -H14 Smoke -H16 Navy -L32 Linen	825.00

Reception Seating - Wood Modular



WD380 Medium Oak Finish Visitor's Chair

Overall Size: 22.75W x 25D x 32.75H
Seat: 20.25W x 18D x 4.5T **Back:** 20.5W x 15.25H x 4T **Seat Range:** 17.75 Fixed
Arms to Floor: 26.5 **Carton Wt:** 27 **UPS:** Yes **COM:** 1.75
Carton: 28L x 22W x 11H **Cube:** 3.92 **Options:** N/A
Features: N/A **Control:** N/A
Notes: No Tools Required for Assembly. No Add-On Kit.

Fabric	List Price
-K103 Herb, -K100 Luna, or -U6 Black Faux Leather	400.00
A	430.00
B	460.00
C	490.00
R	520.00



NJ **WD383** Mahogany Finish Visitor's Chair

Overall Size: 22.75W x 25D x 32.75H
Seat: 20.25W x 18D x 4.5T **Back:** 20.5W x 15.25H x 4T **Seat Range:** 17.75 Fixed
Arms to Floor: 26.5 **Carton Wt:** 27 **UPS:** Yes **COM:** 1.75
Carton: 28L x 22W x 11H **Cube:** 3.92 **Options:** N/A
Features: N/A **Control:** N/A
Notes: No Tools Required for Assembly.
NJ In-Stock: -U6 Black and -K114 Ruby

Fabric	List Price
-K114 Ruby, -K102 Ash or -U6 Black Faux Leather	400.00
A	430.00
B	460.00
C	490.00
R	520.00



NJ **WD387** Cherry Finish Visitor's Chair

Overall Size: 22.75W x 25D x 32.75H
 Seat: 20.25W x 18D x 4.5T Back: 20.5W x 15.25H x 4T Seat Range: 17.75 Fixed
 Arms to Floor: 26.5 Carton Wt: 27 UPS: Yes COM: 1.75
 Carton: 28L x 22W x 11H Cube: 3.92 Options: N/A
 Features: N/A Control: N/A
 Notes: No Tools Required for Assembly.
 NJ In-Stock: -K113 Indigo & -U6

Fabric	List Price
-K113 Indigo, -K100 Luna, -K102 Ash or -U6 Blk Faux Leather	400.00
A	430.00
B	460.00
C	490.00
R	520.00



NJ **WD388** Espresso Finish Visitor's Chair

Overall Size: 22.75W x 25D x 32.75H
 Seat: 20.25W x 18D x 4.5T Back: 20.5W x 15.25H x 4T Seat Range: 17.75 Fixed
 Arms to Floor: 26.5 Carton Wt: 27 UPS: Yes COM: 1.75
 Carton: 28L x 22W x 11H Cube: 3.92 Options: N/A
 Features: N/A Control: N/A
 Notes: No Tools Required for Assembly.
 NJ In-Stock: -K102 Ash & -U6 Black

Fabric	List Price
-K100 Luna, -K102 Ash or -U6 Black Faux Leather	400.00
A	430.00
B	460.00
C	490.00
R	520.00

Reception Tables - Wood



LN3618 Lane Round Coffee Table in solid wood and wood veneers.

Overall Size: 36W x 36D x 18.25H
 Carton Wt: 46 ISTA: 3A UPS: Yes
 Carton: 39L x 39W x 6H Cube: 5.28

Notes:

Fabric	List Price
-ES Espresso -GY Slate Grey	595.00

NEW



LN3620
End Table

LANE
in Slate Grey (-GY)

LN3630
Console Table

LN3618
Coffee Table



LN3630 Lane Console Table in solid wood and wood veneers.

Overall Size: 36W x 15D x 30.5H

Carton Wt: 36 **ISTA:** 3A **UPS:** Yes
Carton: 40L x 19W x 8H **Cube:** 3.51

Notes:

Fabric	List Price
-ES Espresso -GY Slate Grey	495.00

NEW



LN3620 Lane Round End Table in solid wood and wood veneers.

Overall Size: 20W x 20D x 22.25H

Carton Wt: 24 **ISTA:** 3A **UPS:** Yes
Carton: 25L x 24W x 8H **Cube:** 2.77

Notes:

Fabric	List Price
-ES Espresso -GY Slate Grey	375.00

NEW

Traditional Seating



NJ **TEX220** High Back Traditional Executive Chair with Royal Cherry Finish, Tufting and Brass Finish Nail Trim.

Overall Size: 29.75W x 30.25D x 43-45.75H
Seat: 19W x 19.25D x 8.75T **Back:** 22.75W x 23.5H x 4.5T **Seat Range:** 20.5 -23.25
Arms to Floor: 27 **Carton Wt:** 68 **UPS:** Yes **COM:** N/A
Carton: 31L x 26W x 22H **Cube:** 10.26 **Options:** N/A
Features: 1, 4, 5, 8, 9 **Control:** Locking Tilt
Notes: Individually punched nail heads.

Fabric	List Price
-JT4 Jamestown Vinyl w/Royal Cherry Finish Base	795.00



NJ **TEX228** Deluxe High Back Traditional Executive Chair with Royal Cherry Finish Frame, Integral Headrest and Tufted Back.

Overall Size: 28.75W x 29.75D x 47.5-50.25H
Seat: 18.5W x 21D x 8.5T **Back:** 24.25W x 28.25H x 4.25T **Seat Range:** 21 -23.75
Arms to Floor: 26.75 **Carton Wt:** 62 **UPS:** Yes **COM:** N/A
Carton: 30L x 28W x 22H **Cube:** 10.69 **Options:** N/A
Features: 1, 4, 5, 8, 9 **Control:** Locking Tilt
Notes: Individually punched nail heads. NJ In-Stock: -3 Black and -JT4.

Fabric	List Price
-JT4 Jamestown Vinyl w/Royal Cherry Finish Base	795.00



NJ **TEX232** Traditional Executive Chair with Padded Arms, Royal Cherry Finish Frame and Tufted Back.

Overall Size: 27.75W x 30D x 43.5-47H
Seat: 22.5W x 19D x 6.75T **Back:** 20.5W x 24.25H x 6T **Seat Range:** 19.75-23.25
Arms to Floor: 26.5 **Carton Wt:** 56 **UPS:** Yes **COM:** N/A
Carton: 33L x 25W x 16H **Cube:** 7.63 **Options:** N/A
Features: 1, 4, 5, 8, 9 **Control:** Locking Tilt
Notes: Individually punched nail heads. NJ In-Stock: -3 Black and -JT4.

Fabric	List Price
-JT4 Jamestown Vinyl w/Royal Cherry Finish Frame	725.00



NJ KY **TEX280-3** Traditional Executive High Back Chair with Padded Arms, Royal Cherry Finish Base and Brass Finish Nail Trim.

Overall Size: 29W x 32D x 47-49.75H
Seat: 19W x 17.75D x 8.75T **Back:** 24W x 26.25H x 7.25T **Seat Range:** 20.75-23.5
Arms to Floor: 26.75 **Carton Wt:** 65 **UPS:** OS **COM:** N/A
Carton: 30L x 29W x 24H **Cube:** 12.08 **Options:** N/A
Features: 1, 4, 5, 8, 9 **Control:** Locking Tilt
Notes: Individually punched nail heads.

Fabric	List Price
-3 Black Vinyl w/Royal Cherry Finish Base	795.00

NJ, KY or TX In Stock



NJ **TWN300L-3** Townsend Executive **Top Grain Leather** Chair w/Royal Cherry Wood Finish Arms and Base, Integral Headrest & Tufted Back
Overall Size: 26W x 30D x 37.25H
Seat: 20W x 20D x 4.5T **Back:** 20W x 26.5H x 4.5T **Seat Range:** 18.5-21 Fixed
Arms to Floor: 27.5 **Carton Wt:** 61 **UPS:** OS **COM:** N/A
Carton: 42L x 28W x 27H **Cube:** 18.3 **Options:** CG50, SW70
Features: 1, 4, 6, 8, 9 **Control:** Knee Tilt
Notes: UPSable, Oversized Package. Available in New Jersey only.

Fabric	List Price
Top Grain Leather with Royal Cherry Finish Legs	1250.00



NJ KY **TEX234** Traditional Queen Ann Style Chair with Tufted Seat/Back, Royal Cherry Finish and Brass Finish Nail Trim.
Overall Size: 29.25W x 31D x 40.75H
Seat: 18.75W x 19.5D x 8T **Back:** 22.75W x 23.25H x 7.75T **Seat Range:** 18 Fixed
Arms to Floor: 24.5 **Carton Wt:** 53 **UPS:** Yes **COM:** N/A
Carton: 30L x 27W x 20H **Cube:** 9.37 **Options:** N/A
Features: N/A **Control:** N/A
Notes: Individually punched nail heads. Semi Assembled.

Fabric	List Price
-JT4 Jamestown Vinyl w/Royal Cherry Finish Legs	765.00



NJ KY **TV230** Traditional Guest Chair with Wrap Around Back, Royal Cherry Finish Frame and Brass Finish Nail Trim.
Overall Size: 25.25W x 24D x 30.75H
Seat: 24.25W x 21.25D x 4T **Back:** 23W x 7H x 3.5T **Seat Range:** 18.75 Fixed
Arms to Floor: 25 **Carton Wt:** 27 **UPS:** Yes **COM:** N/A
Carton: 28L x 26W x 9H **Cube:** 3.79 **Options:** N/A
Features: N/A **Control:** N/A
Notes: Individually punched nail heads. NJ In-Stock: -3 and -JT4, KY In-Stock: -JT4.

Fabric	List Price
-JT4 Jamestown Vinyl w/Royal Cherry Finish Frame	325.00
-3 Black Vinyl w/Royal Cherry Finish Frame	



NJ KY **TV231** Traditional Guest Chair with Wrap Around Back, Casters and Royal Cherry Finish Frame and Brass Finish Nail Trim.
Overall Size: 25.25W x 23.5D x 30.25H
Seat: 23.5W x 20.25D x 6T **Back:** 23.75W x 11.75H x 4T **Seat Range:** 18.25 Fixed
Arms to Floor: 24.5 **Carton Wt:** 25 **UPS:** Yes **COM:** N/A
Carton: 27L x 26W x 9H **Cube:** 3.65 **Options:** N/A
Features: N/A **Control:** N/A
Notes: Individually punched nail heads. NJ In-Stock: -3 and -JT4, KY In-Stock: -JT4

Fabric	List Price
-JT4 Jamestown Vinyl w/Royal Cherry Finish Frame	340.00
-3 Black Vinyl w/Royal Cherry Finish Frame	



NJ KY **TV233** Traditional Guest Chair with Padded Arms, Royal Cherry Finish Frame and Brass Finish Nail Trim.
Overall Size: 24.5W x 28.25D x 36H
Seat: 20W x 19D x 5.5T **Back:** 19.75W x 17.75H x 4.75T **Seat Range:** 18.5 Fixed
Arms to Floor: 25 **Carton Wt:** 40 **UPS:** Yes **COM:** N/A
Carton: 26L x 24W x 15H **Cube:** 5.41 **Options:** N/A
Features: N/A **Control:** N/A
Notes: Individually punched nail heads.

Fabric	List Price
-JT4 Jamestown Vinyl w/Royal Cherry Finish Frame	420.00

Drafting Chairs



NJ **ST215** Backless Stool with Nylon Base and Dual Wheel Carpet Casters
Overall Size: 26W x 26D x 26.5H
Seat: 13.5W x 13.5D x 2.75T **Back:** N/A **Seat Range:** 17.25 - 24.5
Arms to Floor: N/A **Carton Wt:** 17 **UPS:** Yes **COM:** N/A
Carton: 23L x 23W x 8H **Cube:** 2.45 **Options:** CG50, SW70
Features: 1, 4 **Control:** Pneumatic Height
Notes:

Fabric	List Price
Black Vinyl	180.00



ST217 Backless Stool with Dual Wheel Carpet Casters, Nylon Base and Adjustable Foot Ring
 Overall Size: 26W x 26D x 33H
 Seat: 13.5W x 13.5D x 2.75T Back: N/A Seat Range: 23 - 33
 Arms to Floor: N/A Carton Wt: 23 UPS: Yes COM: N/A
 Carton: 25L x 25W x 9H Cube: 3.26 Options: CG50, SW70
 Features: 1, 4 Control: Pneumatic Height
 Notes:

Fabric	List Price
Black Vinyl	240.00



ST203 Backless Stool with Saddle Seat, Dual Wheel Carpet Casters, Nylon Base and Seat Angle Adjustment
 Overall Size: 25.75W x 25.75D x 18.75 - 23.75H
 Seat: 16W x 11D x 1.5T Back: N/A Seat Range: 18.75 - 23.75
 Arms to Floor: N/A Carton Wt: 20 UPS: Yes COM: N/A
 Carton: 24L x 23W x 8H Cube: 2.55 Options: CG50, SW70
 Features: 1, 4, 5, 9 Control: Pneumatic Height w/Adjustable Seat Angle
 Notes:

Fabric	List Price
Black Vinyl	310.00
Dillon	340.00



ST205 Backless Stool with Saddle Seat, Dual Wheel Carpet Casters, Nylon Base, Adjustable Foot Ring and Seat Angle Adjustment
 Overall Size: 26W x 22.5D x 25.75-35.75H
 Seat: 16W x 11.25D x 1.5T Back: N/A Seat Range: 24.5-34.25
 Arms to Floor: N/A Carton Wt: 26 UPS: Yes COM: N/A
 Carton: 24L x 24W x 11H Cube: 3.66 Options: CG50, SW70
 Features: 1, 4, 5, 9 Control: Pneumatic Height w/Adjustable Seat Angle
 Notes:

Fabric	List Price
Black Vinyl	370.00
Dillon	400.00



DC430 Ergonomic Molded Foam Seat and Back Drafting Chair with Chrome Teardrop Footrest and Dual Wheel Carpet Casters
 Overall Size: 17.5W x 23.75D x 38-48H
 Seat: 17.5W x 17.25D x 3T Back: 16.5W x 14.75H x 2.5T Seat Range: 24.25 - 34.25
 Arms to Floor: N/A Carton Wt: 33 UPS: Yes COM: 1 yd
 Carton: 24L x 24W x 12H Cube: 4.0 Options: CG50, SW70
 Features: 1, 2, 3, 4 Control: Pneumatic Height
 Notes: Teardrop Footrest is not Adjustable



Fabric	List Price
-231 Icon Black	325.00
A	345.00
B	365.00
C	385.00
R	405.00



DC517 Ergonomic Molded Foam Seat and Back Drafting Chair with Adjustable Footring and Dual Wheel Carpet Casters
 Overall Size: 23.5W x 22.75D x 38.5-48.5H
 Seat: 17.25W x 17.5D x 2.5T Back: 17.5W x 11.75H x 1.5T Seat Range: 24-34
 Arms to Floor: N/A Carton Wt: 33 UPS: Yes COM: 1 yd
 Carton: 24L x 23W x 12H Cube: 3.83 Options: CG50, SW70
 Features: 1, 2, 3, 4 Control: Pneumatic Height
 Notes: NJ, KY and TX In-Stock: -231 Black



Fabric	List Price
-231 Icon Black	325.00
A	345.00
B	365.00
C	385.00
R	405.00



DC517V Ergonomic Vinyl Drafting Chair in Molded Foam Seat and Back with Adjustable Footring and Dual Wheel Carpet Casters
 Overall Size: 23.5W x 22.75D x 38.5-48.5H
 Seat: 17.25W x 17.5D x 2.5T Back: 17.5W x 11.75H x 1.5T Seat Range: 24-34
 Arms to Floor: N/A Carton Wt: 33 UPS: Yes COM: 1 yd
 Carton: 24L x 23W x 12H Cube: 3.83 Options: CG50, SW70
 Features: 1, 2, 3, 4 Control: Pneumatic Height
 Notes: NJ and TX In-Stock: Black Vinyl

Fabric	List Price
Black Vinyl	325.00
Dillon	350.00



DC550 Sculptured Seat and Back Drafting Chair with Adjustable Footring and Dual Wheel Carpet Casters

Overall Size: 19.5W x 25D x 50-52H
Seat: 19.5W x 19D x 4T **Back:** 18W x 16.5H x 3.5T **Seat Range:** 24 - 34.25
Arms to Floor: N/A **Carton Wt:** 36 **UPS:** Yes **COM:** 1 yd
Carton: 24L x 24W x 13H **Cube:** 4.33 **Options:** CG50, SW70
Features: 1, 2,3, 4 **Control:** Pneumatic Height
Notes: KY In-Stock: -231 Icon Black

Fabric	List Price
-231 Icon Black	400.00
A	420.00
B	450.00
C	475.00
R	500.00



DC630 Drafting Chair with Stool Kit and Dual Wheel Carpet Casters

Overall Size: 20W x 23.25D x 47.5H
Seat: 18.5W x 18.25D x 3T **Back:** 17W x 15.5H x 3T **Seat Range:** 24.75 - 29.75
Arms to Floor: N/A **Carton Wt:** 32 **UPS:** Yes **COM:** 1 yd
Carton: 24L x 24W x 10H **Cube:** 3.33 **Options:** 07, CG50, SW70
Features: 1, 2, 3, 4 **Control:** Pneumatic Height
Notes: Stool Kit add 7.5 inches of height. NJ In-Stock: -231

Fabric	List Price
-231 Icon Black	375.00
A	400.00
B	425.00
C	450.00
R	475.00



DC640 Intermediate Height Lumbar Support Drafting Chair with Adjustable Footring and Dual Wheel Carpet Casters

Overall Size: 25.5W x 23.25D x 35.5-45.25H
Seat: 18.25W x 18D x 3.25T **Back:** 17W x 16.25H x 2.75T **Seat Range:** 20.5 - 28
Arms to Floor: N/A **Carton Wt:** 34 **UPS:** Yes **COM:** 1 yd
Carton: 24L x 24W x 12H **Cube:** 4.0 **Options:** 07, CG50, SW70
Features: 1, 2, 3, 4 **Control:** Pneumatic Height
Notes: NJ In-Stock: -231 Icon Black

Fabric	List Price
A	425.00
B	450.00
C	475.00
R	500.00



DC800 Contemporary Drafting Chair with Flex Back and 20 Inch Diameter Adjustable Footring and Dual Wheel Carpet Casters

Overall Size: 25.5W x 24.5D x 40-51.75H
Seat: 19.5W x 18.75D x 4T **Back:** 17.5W x 16.75H x 4T **Seat Range:** 23.75 - 33.5
Arms to Floor: N/A **Carton Wt:** 37 **UPS:** Yes **COM:** 1 yd
Carton: 24L x 23W x 14H **Cube:** 4.47 **Options:** CG50, SW70
Features: 1, 2, 3, 4, 12 **Control:** Pneumatic Height with Flex Back
Notes:

Fabric	List Price
-231 Icon Black	485.00
A	510.00
B	535.00
C	560.00
R	585.00



DC940 Deluxe Ergonomic Drafting Chair w/18.5 inch Diameter Adjustable Footring, Seat and Back Angle Adjustment and Dual Wheel Carpet Casters

Overall Size: 19W x 25D x 46H
Seat: 18.5W x 17.75D x 3.25T **Back:** 17.75W x 16.75H x 2.75T **Seat Range:** 17 - 26.5
Arms to Floor: N/A **Carton Wt:** 38 **UPS:** Yes **COM:** 1 yd
Carton: 24L x 24W x 14H **Cube:** 4.66 **Options:** 07, CG50, SW70
Features: 1, 2, 4, 10 **Control:** Multi Task
Notes: KY In-Stock: -231 Icon Black

Fabric	List Price
-231 Icon Black	450.00
A	475.00
B	500.00
C	525.00
R	550.00



DC2990 Deluxe Mesh Back Drafting Chair with 18.25 inch Diameter Adjustable Footring, Black Icon Fabric Seat and Dual Wheel Carpet Casters

Overall Size: 28W x 22.75D x 41-52H
Seat: 18.5W x 18D x 2.75T **Back:** 17.75W x 16H **Seat Range:** 25 - 35
Arms to Floor: N/A **Carton Wt:** 32 **UPS:** Yes **COM:** N/A
Carton: 26L x 25W x 12H **Cube:** 4.51 **Options:** CG50, SW70, 07-ARMS-3
Features: 1, 3, 4 **Control:** Pneumatic Height
Notes: NJ, KY and TX In-Stock: -231 Icon Black

Fabric	List Price
-231 Icon Black	375.00
A	395.00
B	415.00
C	435.00
R	460.00

New Colors PROGRAM



DC2990V Deluxe Mesh Back Drafting Chair with 18.25 inch Diameter Adjustable Footring, Black Vinyl Seat and Dual Wheel Carpet Casters

Overall Size: 28W x 22.75D x 41-52H
Seat: 18.5W x 18D x 2.75T **Back:** 17.75W x 16H **Seat Range:** 25 - 35
Arms to Floor: N/A **Carton Wt:** 32 **UPS:** Yes **COM:** N/A
Carton: 26L x 25W x 12H **Cube:** 4.51 **Options:** CG50, SW70, 07-ARMS-3
Features: 1, 3, 4 **Control:** Pneumatic Height
Notes: NJ, KY and TX In-Stock: Black Vinyl

Fabric	List Price
Black Vinyl Seat	375.00
Dillon	400.00



DCY69006 Mesh Back Drafting Chair in Black Faux Leather or Black Fabric Mesh Seat w/Adjustable Footring, Padded Flip Arms and Silver Frame

Overall Size: 24.75W x 22.75D x 42.5-49.75H
Seat: 20.25W x 19D x 2.75T **Back:** 19W x 20.5H **Seat Range:** 22.5- 29.75
Arms to Floor: 31.5 **Carton Wt:** 40 **UPS:** Yes **COM:** 1.0 yds
Carton: 27L x 26W x 13H **Cube:** 5.28 **Options:** CG50, SW70
Features: 1, 4 **Control:** Pneumatic Height
Notes: Intermediate Travel
 NJ and KY In-Stock: -3M and -U6

Fabric	List Price
-3M Black Mesh -U6 Black Faux Leather	500.00

Visitor's Chairs



EX35 Visitor's Chair with Molded Foam Seat and Back, Designer Plastic Shell Back, Black Steel Frame and Legs with Arms

Overall Size: 24.25W x 24.25D x 33.25H
Seat: 19.25W x 18D x 2.75T **Back:** 18.5W x 16H x 2.5T **Seat Range:** 17.75 Fixed
Arms to Floor: 25.5 **Carton Wt:** 26 **UPS:** Yes **COM:** 1 yd
Carton: 33L x 23W x 8H **Cube:** 3.5 **Options:** N/A
Features: N/A **Control:** N/A
Notes: Non Stacking. NJ and KY In-Stock: -231 Icon Black

Fabric	List Price
-231 Icon Black	255.00
A	275.00
B	295.00
C	315.00
R	340.00



V4410 Deluxe Sled Base Arm Chair with Molded Foam Seat and Back, Designer Plastic Shell Back and Black Steel Frame

Overall Size: 24W x 24.25D x 34.25H
Seat: 19.25W x 17.75D x 3T **Back:** 19W x 16.5H x 2.25T **Seat Range:** 18 Fixed
Arms to Floor: 25.5 **Carton Wt:** 29 **UPS:** Yes **COM:** 1 yd
Carton: 32L x 22W x 10H **Cube:** 4.07 **Options:** N/A
Features: N/A **Control:** N/A
Notes: Non Stacking. NJ and KY In-Stock: -231 Icon Black

Fabric	List Price
-231 Icon Black	295.00
A	315.00
B	335.00
C	355.00
R	380.00



V4420 Deluxe Sled Base Chair with Molded Foam Seat and Back, Designer Plastic Shell Back and Black Steel Frame

Overall Size: 23.5W x 24.25D x 34.25H
Seat: 19.5W x 18D x 2.5T **Back:** 19W x 17H x 2.25T **Seat Range:** 18 Fixed
Arms to Floor: N/A **Carton Wt:** 26 **UPS:** Yes **COM:** 1 yd
Carton: 32L x 21W x 10H **Cube:** 3.88 **Options:** N/A
Features: N/A **Control:** N/A
Notes: Non Stacking. NJ and KY In-Stock: -231 Icon Black

Fabric	List Price
-231 Icon Black	270.00
A	290.00
B	310.00
C	330.00
R	355.00

Stacking Chairs



STC3030C30 30 Pack Plastic Seat and Back Stack Chair with Chrome Frame. Assembled with Dolly.

Overall Size: 22W x 20.75D x 30.75H
Seat: 18.25W x 18.25D **Back:** 20W x 14H **Seat Range:** 17.75 Fixed
Arms to Floor: N/A **Carton Wt:** 380 **LTL:** Yes **COM:** N/A
Carton: Ships on Dolly **Cube:** 44.22 **Options:** N/A
Features: N/A **Control:** N/A
Notes: Pricing Reflects 30 Pack with Dolly

Finish	List Price
-2 Grey -3 Black -4 Burgundy -7 Blue	4800.00 30 Pack with Dolly



STC3030 4-Pack Plastic Seat and Back Stack Chair with Chrome Frame. Assembled.

Overall Size: 22W x 20.75D x 30.75H
Seat: 18W x 18.25D **Back:** 20W x 14H **Seat Range:** 17.5 Fixed
Arms to Floor: N/A **Carton Wt:** 53 **UPS:** OS **COM:** N/A
Carton: 36L x 26W x 25H **Cube:** 13.54 **Options:** N/A
Features: N/A **Control:** N/A
Notes: Pricing Reflects 4-Pack

Finish	List Price
-2 Grey	672.00
-3 Black	4-Pack
-4 Burgundy	
-7 Blue	



STC3230 2-Pack Plastic Seat and Back Stack Chair with Chrome Frame. Assembled.

Overall Size: 21.5W x 23D x 31H
Seat: 18W x 18.5D **Back:** 21.25W x 12.5H **Seat Range:** 17.5 Fixed
Arms to Floor: N/A **Carton Wt:** 33 **UPS:** Yes **COM:** N/A
Carton: 33L x 25W x 23H **Cube:** 10.98 **Options:** N/A
Features: N/A **Control:** N/A
Notes: Pricing Reflects 2-Pack.

Finish	List Price
-2 Grey	370.00
-3 Black	2-Pack
-4 Burgundy	
-7 Blue	



STC3410 4-Leg Arm Chair with Plastic Shell Back and Black Steel Frame

Overall Size: 24.25W x 24.5D x 33H
Seat: 18W x 18.75D x 2.5T **Back:** 18W x 15.25H x 2T **Seat Range:** 18.75 Fixed
Arms to Floor: 26.25 **Carton Wt:** 26 **UPS:** Yes **COM:** 1 yd
Carton: 33L x 23W x 11H **Cube:** 4.83 **Options:** N/A
Features: N/A **Control:** N/A
Notes: Will Stack with STC3440.
 NJ, KY and TX In-Stock: -231 Icon Black



Fabric	List Price
A	300.00
B	320.00
C	340.00
R	365.00



STC3440 Arm Chair with Casters, Plastic Shell Back and Black Steel Frame

Overall Size: 24.5W x 24.25D x 33H
Seat: 19W x 20D x 2T **Back:** 18.5W x 15.5H x 2T **Seat Range:** 19 Fixed
Arms to Floor: 26 **Carton Wt:** 26 **UPS:** Yes **COM:** 0.8 yds
Carton: 33L x 22W x 11H **Cube:** 4.62 **Options:** N/A
Features: N/A **Control:** N/A
Notes: Will Stack with STC3410. NJ and KY In-Stock: -231 Icon Black



Fabric	List Price
A	310.00
B	330.00
C	350.00
R	375.00



STC865 Stacking Chairs with Black Plastic Seat and Back and Chrome Frame. Available in 30 Pack w/Dolly, 4-Pack and 2-Pack.

Overall Size: 19W x 23D x 34H
Seat: 18.25W x 18.5D **Back:** 18.25W x 14H **Seat Range:** 17.75 Fixed
Arms to Floor: N/A **Carton Wt:** 340/50/27 **UUPS:** Yes (2-Pack Only)
2-Pack Carton: 35L x 25W x 23H **4-Pack Carton:** 38L x 29W x 23H
30 Pack Dolly: Ships on Dolly **Cube:** 46.83/14.66/11.64
Notes: 30 and 4-Packs are NON-UPSable. Pricing Reflects in Packs.

Finish	List Price
-3 Black	
STC865C30 30 Pack w/Dolly	5700.00
STC865C4 4-Pack	720.00
STC865C2 2-Pack	380.00



STC8300 Straight Leg Stacking Chair with Black Plastic Seat and Back and Chrome Frame. Available in 28-Pack w/Dolly, 4-Pack and 2-Pack.

Overall Size: 19W x 19.5D x 31.5H
Seat: 16W x 17D **Back:** 16.25W x 13.5H **Seat Range:** 17.5 Fixed
Arms to Floor: N/A **Carton Wt:** 259/39/22 **UPS:** Yes (2-Pack Only)
2-Pack Carton: 35L x 25W x 23H **4-Pack Carton:** 38L x 29W x 23H
28-Pack Dolly: Ships on Dolly **Cube:** 43.06/14.67/11.65
Notes: 28 and 4-Packs are NON-UPSable. Pricing Reflects in Packs.

Finish	List Price
-3 Black	
STC8300C28 28-Pack w/Dolly	3640.00
STC8300C4 4-Pack	560.00
STC8300C2 2-Pack	300.00



STC8302 Sled Base Stacking Chair with Black Plastic Seat and Back and Chrome Frame. Available in 28-Pack w/Dolly, 4-Pack and 2-Pack.

NJ
Overall Size: 19W x 19.5D x 31.5H
Seat: 16W x 17D **Back:** 16.25W x 13.5H **Seat Range:** 17.75 Fixed
Arms to Floor: N/A **Carton Wt:** 296/43/24 **UPS:** Yes (2-Pack Only)
2-Pack Carton: 35L x 25W x 23H **4-Pack Carton:** 38L x 29W x 23H
28-Pack Dolly: Ships on Dolly **Cube:** 44.5/14.66/11.64
Notes: 28 and 4-Packs are NON-UPSable. Pricing Reflects in Packs.

Finish	List Price
-3 Black	
STC8302C28 28-Pack w/Dolly	3640.00
STC8302C4 4-Pack	560.00
STC8302C2 2-Pack	300.00



DC8309C Tall Stacking and Ganging Chair with Plastic Seat and Back and Chrome Frame. Available in 2-Pack, 4-Pack and 25-Pack w/Dolly.

NJ
Overall Size: 20.25W x 22.75D x 43.75H
Seat: 16W x 16.5D **Back:** 19.25W x 13.5H **Seat Range:** 29.5 Fixed
Arms to Floor: N/A
2-Pack Carton: 46L x 42W x 24H **Cube:** 26.83 **Carton Wt:** 42 **LTL:** Yes
4-Pack Carton: 46L x 46W x 24H **Cube:** 29.38 **Carton Wt:** 72 **LTL:** Yes
25-Pack Dolly: 92L x 45W x 21H **Cube:** 50.31 **Carton Wt:** 396 **LTL:** Yes
Pricing Reflects in Packs.

Finish	List Price
-3 Black	
DC8309C25 25-Pack with Dolly	4250.00
DC8309C4 4-Pack	760.00
DC8309C2 2-Pack	400.00



DC8658C Tall Stacking Chair with Plastic Seat and Back and Chrome Frame. Available in 2-Pack and 4-Pack.

NJ TX
Overall Size: 22W x 25D x 46H
Seat: 18W x 18.5D **Back:** 18.25W x 14H **Seat Range:** 29.25 Fixed
Arms to Floor: N/A
2-Pack Carton: 43L x 29W x 29H **Cube:** 20.92 **Carton Wt:** 46 **LTL:** Yes
4-Pack Carton: 43L x 29W x 29H **Cube:** 20.92 **Carton Wt:** 82 **LTL:** Yes
Notes: Pricing Reflects in Packs.

Finish	List Price
-3 Black	
DC8658C4 4-Pack	1000.00
DC8658C2 2-Pack	530.00

Folding Chairs



FC8483 Nesting Chair with Breathable Mesh Back and Fabric Seat in Black Finish Frame.

NJ KY TX
Overall Size: 24.5W x 22.75D x 35H
Seat: 17.75W x 18D x 3.5T **Back:** 19.75W x 17.25H **Seat Range:** 18.75 Fixed
Arms to Floor: 27.25 **Carton Wt:** 55 **UPS:** Yes **COM:** 0.75 yd.
Carton: 26L x 26W x 24H **Cube:** 9.38 **Options:** SW72, CG60
Features: 12 **Control:** N/A
Notes: Seat Folds up for Horizontal Nesting. Sold in 2-Pack. Set of 2 Clips for Ganging Included. NJ and TX In-Stock: -231 **250 lbs.**



Fabric	List Price
-231 Icon Black Black Finish Frame	750.00 2-Pack
A	800.00
B	850.00
C	900.00
R	960.00



FC8487 Nesting Chair with Breathable Mesh Back and Fabric Seat in Titanium Finish Frame.

NJ KY TX
Overall Size: 24.5W x 22.75D x 35H
Seat: 17.75W x 18D x 3.5T **Back:** 19.75W x 17.25H **Seat Range:** 18.75 Fixed
Arms to Floor: 27.25 **Carton Wt:** 55 **UPS:** Yes **COM:** 0.75 yd.
Carton: 26L x 26W x 24H **Cube:** 9.38 **Options:** SW72, CG60
Features: 12 **Control:** N/A
Notes: Seat Folds up for Horizontal Nesting. Sold in 2-Pack. Set of 2 Clips for Ganging Included. NJ and RX In-Stock: -231 **250 lbs.**



Fabric	List Price
-231 Icon Black Titanium Finish Frame	750.00 2-Pack
A	800.00
B	850.00
C	900.00
R	960.00



FC8000NB Folding Chair with Mocha Plastic Seat and Back and Mocha Frame. Gangable and Stackable. Sold in 4-Pack.

NJ
Overall Size: 19W x 20.5D x 32H
Seat: 16W x 16.5D **Back:** 19W x 9.5H **Seat Range:** 17.75 Fixed
Arms to Floor: N/A **Carton Wt:** 46 **UPS:** Yes **COM:** N/A
Carton: 40L x 20W x 8H **Cube:** 3.7 **Options:** N/A
Features: N/A **Control:** N/A
Notes: Pricing Reflects 4-Pack.

Frame/Plastic	List Price
-1 Mocha/Mocha	440.00 4-Pack
300 lbs.	



⚙️ **FC8000NP** Folding Chair with Black Plastic Seat and Back and Black Frame. Gangable and Stackable. Sold in 4-Pack.

🌿

NJ KY

Overall Size: 19W x 20.5D x 32H
Seat: 16W x 16.5D **Back:** 19W x 9.5H **Seat Range:** 17.75 Fixed
Arms to Floor: N/A **Carton Wt:** 46 **UPS:** Yes **COM:** N/A
Carton: 40L x 20W x 8H **Cube:** 3.7 **Options:** N/A
Features: N/A **Control:** N/A
Notes: Pricing Reflects 4-Pack.

Frame/Plastic	List Price
-3 Black/Black	440.00 4-Pack
300 lbs.	



⚙️ **FC8000NS** Folding Chair with Blue Plastic Seat and Back and Silver Frame. Gangable and Stackable. Sold in 4-Pack.

🌿

Overall Size: 19W x 20.5D x 32H
Seat: 16W x 16.5D **Back:** 19W x 9.5H **Seat Range:** 17.75 Fixed
Arms to Floor: N/A **Carton Wt:** 46 **UPS:** Yes **COM:** N/A
Carton: 40L x 20W x 8H **Cube:** 3.7 **Options:** N/A
Features: N/A **Control:** N/A
Notes: Pricing Reflects 4-Pack.

Frame/Plastic	List Price
-7 Silver/Blue -2 Silver/Grey	440.00 4-Pack
300 lbs.	



⚙️ **FC8000NBG** Folding Chair with Beige Plastic Seat and Back and Beige Frame. Gangable and Stackable. Sold in 4-Pack.

🌿

NJ

Overall Size: 19W x 20.5D x 32H
Seat: 16W x 16.5D **Back:** 19W x 9.5H **Seat Range:** 17.75 Fixed
Arms to Floor: N/A **Carton Wt:** 46 **UPS:** Yes **COM:** N/A
Carton: 40L x 20W x 8H **Cube:** 3.7 **Options:** N/A
Features: N/A **Control:** N/A
Notes: Pricing Reflects 4-Pack.

Frame/Plastic	List Price
-11 Beige/Beige	440.00 4-Pack
300 lbs.	



⚙️ **FC8100NP** Folding Chair with Plastic Fan Back and Matching Fabric Seat with Black Frame. Sold in 4-Pack.

🌿

NJ

Overall Size: 19.5W x 21.75D x 35.5H
Seat: 16.25W x 16.25D x 2T **Back:** 18.75W x 17.25H **Seat Range:** 18.5 Fixed
Arms to Floor: N/A **Carton Wt:** 61 **UPS:** Yes **COM:** N/A
Carton: 45L x 20W x 12H **Cube:** 6.25 **Options:** N/A
Features: N/A **Control:** N/A
Notes: Pricing Reflects 4-Pack.

Frame/Fabric	List Price
-3 Black/Black	560.00 4-Pack
300 lbs.	



⚙️ **FC8100NS** Folding Chair with Plastic Fan Back and Matching Fabric Seat with Silver Frame. Sold in 4-Pack.

🌿

NJ KY

Overall Size: 19.5W x 21.75D x 35.5H
Seat: 16.25W x 16.25D x 2T **Back:** 18.75W x 17.25H **Seat Range:** 18.5 Fixed
Arms to Floor: N/A **Carton Wt:** 61 **UPS:** Yes **COM:** N/A
Carton: 45L x 20W x 12H **Cube:** 6.25 **Options:** N/A
Features: N/A **Control:** N/A
Notes: Pricing Reflects 4-Pack.

Frame/Fabric	List Price
-3 Silver/Black -7 Silver/Blue	560.00 4-Pack
300 lbs.	



⚙️ **FC8100NBG** Folding Chair with Plastic Fan Back and Matching Fabric Seat with Beige Frame. Sold in 4-Pack.

🌿

Overall Size: 19.5W x 21.75D x 35.5H
Seat: 16.25W x 16.25D x 2T **Back:** 18.75W x 17.25H **Seat Range:** 18.5 Fixed
Arms to Floor: N/A **Carton Wt:** 61 **UPS:** Yes **COM:** N/A
Carton: 45L x 20W x 12H **Cube:** 6.25 **Options:** N/A
Features: N/A **Control:** N/A
Notes: Pricing Reflects 4-Pack.

Frame/Fabric	List Price
-11 Beige/Beige	560.00 4-Pack
300 lbs.	



NJ **FF-22124M/FF-22324M** Folding Chair with Metal Seat and Back.
Sold in 4-Pack.
Overall Size: 18.75W x 18.75D x 30.25H
Seat: 16W x 16D **Back:** 18W x 14.75H **Seat Range:** 17 Fixed
Arms to Floor: N/A **Carton Wt:** 40 **UPS:** Yes **COM:** N/A
Carton: 39L x 20W x 8H **Cube:** 3.6 **Options:** N/A
Features: N/A **Control:** N/A
Notes: Pricing Reflects 4-Pack.

Frame	List Price
-22124M Tan -22324M Black	320.00 4-Pack
300 lbs.	



NJ **FF-23124V/FF-23324V** Folding Chair with Vinyl Seat and Back.
Sold in 4-Pack.
Overall Size: 18.75W x 18.75D x 30H
Seat: 16W x 16D x 1T **Back:** 17W x 13.5H x 1T **Seat Range:** 17.5 Fixed
Arms to Floor: N/A **Carton Wt:** 44 **UPS:** Yes **COM:** N/A
Carton: 39L x 20W x 8H **Cube:** 3.6 **Options:** N/A
Features: N/A **Control:** N/A
Notes: Pricing Reflects 4-Pack.

Frame/Fabric	List Price
-23124V Tan -23324V Black	420.00 4-Pack
300 lbs.	

Ventilated Seating



NJ
KY
TX **EM60926P** Screen Back Manager's Chair in Black Fabric Mesh or Faux
Leather Seat, with PU Padded Flip Arms.
Overall Size: 25.75W x 24.75D x 38.75 - 42.5H
Seat: 19.5W x 19D x 3.25T **Back:** 17.5W x 22H **Seat Range:** 17.5 - 21.25
Arms to Floor: 26.25 **Carton Wt:** 29 **UPS:** Yes **COM:** N/A
Carton: 24L x 23W x 12H **Cube:** 3.83 **Options:** CG50, SW392
Features: 1, 4, 5, 8, 9 **Control:** Locking Tilt
Notes: Black Nylon Base with Dual Wheel Carpet Casters.
TX In-Stock: -3M.

Fabric	List Price
-3M Black -U6 Black	395.00



NJ
TX **EM60926WH** White Screen Back Manager's Chair in Faux Leather or
Fabric Seat, Padded Flip Arms and White Frame.
Overall Size: 25.75W x 24D x 38.75 - 42.5H
Seat: 19.5W x 19D x 3.25T **Back:** 17.5W x 22H **Seat Range:** 17 - 20.75
Arms to Floor: 26.25 **Carton Wt:** 29 **UPS:** Yes **COM:** N/A
Carton: 24L x 23W x 12H **Cube:** 3.83 **Options:** CG50, SW392
Features: 1, 4, 5, 8, 9 **Control:** Locking Tilt
Notes: White Base with Dual Wheel Carpet Casters. TX In-Stock: -F23
Optional Arm: [EM60926PWH with PU Pad in Linen Fabric Seats](#)

Fabric	List Price
-U11 White	450.00
F22 Linen Stone F23 Linen Black F28 Linen Turquoise	
EM60926PWH (PU Pads)	465.00



NJ
KY
TX **69906** Mesh Seat and Back Manager's Chair with Padded Flip Arms, Heavy
Duty Base in Silver or Matching Color Accents, and Dual Wheel Carpet Casters
Overall Size: 27W x 26.5D x 37.5-41.25H
Seat: 19.25W x 19D **Back:** 18.25W x 21H **Seat Range:** 18.25-22.25
Arms to Floor: 26.5 **Carton Wt:** 41 **ISTA:** 3A **UPS:** Yes **COM:** N/A
Carton: 27L x 25W x 13H **Cube:** 5.07 **Options:** CG50, SW70
Features: 1, 4, 5, 7, 8, 9 **Control:** 2-to-1 Synchro Tilt
Notes: **REPLACES** EMH69006 and EMH69007. Patent# US 29/553,650
NJ, KY and TX In-Stock: -2 Grey and -3 Black.

Fabric	List Price
-2 Grey -3 Black -6 Green -7 Blue -9 Red	495.00



NJ
KY
TX **RLY26** White Mesh Seat and Back Manager's Chair with Padded Flip
Arms, Heavy Duty Base with Silver Accents, and Dual Wheel Carpet Casters
Overall Size: 27W x 26.5D x 37.5-41.25H
Seat: 19.25W x 19D **Back:** 18.25W x 21H **Seat Range:** 18.25-22.25
Arms to Floor: 26.5 **Carton Wt:** 40 **ISTA:** 3A **UPS:** Yes **COM:** N/A
Carton: 27L x 25W x 13H **Cube:** 5.07 **Options:** CG50, SW70
Features: 1, 4, 5, 7, 8, 9 **Control:** 2-to-1 Synchro Tilt
Notes: Patent# US 29/553,650
NJ, KY and TX In-Stock: -WH White

Fabric	List Price
-WH White -BK Black -RD Red -BL Blue -GN Green -PR Purple	525.00



NJ **EM69200PN** Screen Back Armless Task Chair in Fabric Mesh Seat and Dual Wheel Carpet Casters
Overall Size: 25.25W x 24.5D x 36 - 39.75H
Seat: 19.5W x 19D x 3T **Back:** 18W x 19H **Seat Range:** 17.25 - 21
Arms to Floor: N/A **Carton Wt:** 22 **UPS:** Yes **COM:** N/A
Carton: 25L x 23W x 12H **Cube:** 3.99 **Options:** CG50, SW392
Features: 1, 4, 8 **Control:** Pneumatic
Notes: Black Nylon Base. NJ In-Stock: -3M, -6, -18, & -512

Fabric	List Price
-3M Black -6 Green -18 Orange -261 Pink -512 Purple	265.00



NJ
KY **EM69202N** Screen Back Chair in Fabric Mesh Seat, Flip Arms with Silver Accents and Dual Wheel Carpet Casters
Overall Size: 25.25W x 23D x 36.75-40.25H
Seat: 19.5W x 19D x 3T **Back:** 18W x 19.25H **Seat Range:** 17.75 - 21.5
Arms to Floor: 25 **Carton Wt:** 29 **UPS:** Yes **COM:** N/A
Carton: 25L x 23W x 12H **Cube:** 3.99 **Options:** CG50, SW392
Features: 1, 4, 5, 8, 9 **Control:** Locking Tilt
Notes: Black Nylon Base. NJ In-Stock: -3M, -6, -18, & -512
 KY In-Stock: -3M Black

Fabric	List Price
-3M Black -6 Green -18 Orange -512 Purple	300.00



NJ **EM69203C** Screen Back Chair in Faux Leather Seat, Chrome Padded Arms and Dual Wheel Carpet Casters
Overall Size: 25.25W x 22D x 37-40.75H
Seat: 19.25W x 19D x 3T **Back:** 18W x 19.25H **Seat Range:** 18 - 21.75
Arms to Floor: 25.75 **Carton Wt:** 32 **UPS:** Yes **COM:** N/A
Carton: 25L x 23W x 13H **Cube:** 4.32 **Options:** CG50, SW70
Features: 1, 4, 5, 8, 9 **Control:** Locking Tilt
Notes: Chrome Base. NJ In-Stock: -U6, -U11 & -U42

Fabric	List Price
-U6 Black -U11 White -U28 Cream -U42 Charcoal Grey	335.00



EM69203CP Screen Back Chair in Faux Leather Seat, Chrome PU Padded Arms and Dual Wheel Carpet Casters
Overall Size: 25.25W x 22D x 36.75 - 40.75H
Seat: 19.25W x 19D x 3T **Back:** 18W x 19.25H **Seat Range:** 18 - 21.75
Arms to Floor: 25.75 **Carton Wt:** 32 **UPS:** Yes **COM:** N/A
Carton: 25L x 23W x 13H **Cube:** 4.32 **Options:** CG50, SW70
Features: 1, 4, 5, 8, 9 **Control:** Locking Tilt
Notes: Chrome Base.
 Includes Durable PU Arm Pads

Fabric	List Price
-U6 Black -U9 Red -U11 White -U28 Cream -U42 Charcoal Grey	375.00



NJ
TX **EM60930** Black Breathable Mesh Back Chair in Black Frame, Black Linen Fabric or Faux Leather Seat and PU Padded Arms
Overall Size: 28W x 25D x 41.25-44.25H
Seat: 19.5W x 19.25D x 3T **Back:** 18.25W x 23.25H **Seat Range:** 18.25 - 21.25
Arms to Floor: 26.5 **Carton Wt:** 38 **UPS:** Yes **COM:** 0.75 yds.
Carton: 26L x 25W x 13H **Cube:** 4.89 **Options:** CG50, SW70
Features: 1, 4, 5, 8, 9 **Control:** 2-to-1 Synchro Tilt
Notes: Black Nylon Base
 Dual Wheel Carpet Casters



Fabric	List Price
-F23 Linen Black -U6 Black	475.00
A	500.00
B	525.00

275 lbs.



NJ
TX **EM60930C** Black Breathable Mesh Back Chair in Black Frame, Bonded Leather Seat and PU Padded Arms
Overall Size: 28W x 25D x 41.25-44.25H
Seat: 19.5W x 19.25D x 3T **Back:** 18.25W x 23.25H **Seat Range:** 18.25 - 21.25
Arms to Floor: 26.5 **Carton Wt:** 38 **UPS:** Yes **COM:** 0.75 yds.
Carton: 26L x 25W x 13H **Cube:** 4.89 **Options:** CG50, SW70
Features: 1, 4, 5, 8, 9 **Control:** 2-to-1 Synchro Tilt
Notes: Chrome Base
 Dual Wheel Carpet Casters



Fabric	List Price
-EC3 Black	475.00
A	500.00
B	525.00

275 lbs.



**NJ
KY
TX** **EMH69216-3M/EMH69216-U6** Mesh Back Manager's Chair with Faux Leather or Mesh Seat, Adjustable Padded Flip Arms and Silver Nylon Base

Overall Size: 27W x 24.5D x 38 - 41H
Seat: 21W x 20.25D x 3.5T **Back:** 18.75W x 21.5H **Seat Range:** 17.25-20.25
Arms to Floor: 24.25 **Carton Wt:** 33 **UPS:** Yes **COM:** N/A
Carton: 26L x 26W x 11H **Cube:** 4.30 **Options:** CG50, SW70
Features: 1, 4, 5, 8, 9 **Control:** Locking Tilt
Notes: Silver Frame. KY and TX In-Stock: EMH69216-3M

Fabric	List Price
-3M Black Mesh or -U6 Black Faux Leather	375.00



**NJ
KY
TX** **EMH6921C-EC3** Mesh Back Manager's Chair in Bonded Leather Seat, Adjustable Padded Flip Arms & Chrome Base

Overall Size: 26.5W x 24.5D x 39.5 - 42.5H
Seat: 20.75W x 20D x 3.5T **Back:** 18.5W x 21.75H x 2.25T **Seat Range:** 19.5-22.5
Arms to Floor: 26 **Carton Wt:** 17 **UPS:** Yes **COM:** N/A
Carton: 25L x 25W x 12H **Cube:** 4.34 **Options:** CG50, SW392
Features: 1, 4, 5, 8, 9 **Control:** Locking Tilt
Notes:

Fabric	List Price
-EC-3 Chrome/ Black Bonded Leather	395.00




**NJ
KY
TX** **EM35206-EC3/EM35201-EC1** Screen Back and Bonded Leather Seat Manager's Chair with Coated Finish Base and Accents

Overall Size: 27.75W x 26.5D x 38-41.75H
Seat: 19W x 20D x 4T **Back:** 18W x 21H **Seat Range:** 17.5-21.25
Arms to Floor: 27 **Carton Wt:** 35 **UPS:** Yes **COM:** N/A
Carton: 27L x 26W x 12H **Cube:** 4.87 **Options:** CG50, SW70
Features: 1, 4, 7, 8, 9 **Control:** 2-to-1 Synchro Tilt
Notes: NJ and TX In-Stock: -EC3 Silver/Black

Fabric	List Price
EM35206-EC3 Silver/Black	395.00
EM35201-EC1 Cocoa/ Espresso	




 **EM50727** Screen Back Task Chair with Adjustable Arms and Dual Wheel Carpet Casters

**NJ
KY**

Overall Size: 25.5W x 23D x 41H
Seat: 19W x 19D x 2.5T **Back:** 17.25W x 20H **Seat Range:** 17 - 21.5
Arms to Floor: 25 **Carton Wt:** 35 **UPS:** Yes **COM:** .75 yd
Carton: 25L x 24W x 13H **Cube:** 4.51 **Options:** CG50, SW70
Features: 1, 4, 5, 8, 9 **Control:** Locking Tilt Control
Notes: NJ and KY In-Stock: -3 Black

Fabric	List Price
-3 Black Mesh or -2 Grey	400.00
A	420.00
B	440.00
C	460.00
R	485.00




 **EM51022N** Woven Mesh Back Task Chair with Dual Wheel Carpet Casters

**NJ
KY
TX**

Overall Size: 26.75W x 24.5D x 36.75-40.5H
Seat: 20W x 18.25D x 2.5T **Back:** 18W x 18.5H **Seat Range:** 17.5 - 22.25
Arms to Floor: 24.5 **Carton Wt:** 30 **UPS:** Yes **COM:** .75 yd
Carton: 25L x 24W x 13H **Cube:** 4.51 **Options:** SW392
Features: 1, 4, 5, 8, 9 **Control:** Locking Tilt Control
Notes: REPLACES 47903A. NJ and TX In-Stock: -3 Black
KY In-Stock: -3 Black

Fabric	List Price
-3 Black Mesh or -2 Grey	350.00
A	365.00
B	380.00
C	400.00
R	420.00



 **EM91027-3** Mesh Screen Back Chair with Height Adjustable PU Padded Arms, Mesh Fabric Seat, Black Nylon Base & Dual Wheel Carpet Casters

**NJ
TX**

Overall Size: 25.25W x 23.5D x 38.25-41H
Seat: 19.75W x 19D x 2.75T **Back:** 19.5W x 20.5H **Seat Range:** 17.75 - 20.5
Arms to Floor: 25 **Carton Wt:** 39 **UPS:** Yes **COM:** 0.75 yd
Carton: 28L x 25W x 14H **Cube:** 5.67 **Options:** CG50, SW392
Features: 1, 4, 5, 8, 9 **Control:** Locking Tilt Control
Notes: TX In-Stock: -3 Black

Fabric	List Price
-3 Black	495.00
A	515.00
B	535.00
C	560.00
R	585.00



NJ TX **EM91027C-3** Mesh Screen Back Chair with Height Adjustable PU Padded Arms, Mesh Fabric Seat, Chrome Base & Dual Wheel Carpet Casters

Overall Size: 29W x 25.5D x 38.5-42.25H
Seat: 19.75W x 18.5D x 3.5T **Back:** 18.75W x 20.75H **Seat Range:** 17.75 -20.5
Arms to Floor: 25.25 **Carton Wt:** 37 **UPS:** Yes **COM:** 0.75 yd
Carton: 27L x 26W x 14H **Cube:** 5.68 **Options:** CG50, SW392
Features: 1, 4, 5, 8, 9 **Control:** Locking Tilt Control
Notes:

NEW

Fabric	List Price
-3 Black	495.00
A	515.00
B	535.00
C	560.00
R	585.00



NJ TX **EM98880-F3** Mesh Back Chair with Padded Fabric Seat, Height Adjustable Arms, Adjustable Lumbar Support and Black Angled Nylon Base

Overall Size: 27.75W x 24.75D x 39.25 - 42.5H
Seat: 20W x 19.75D x 3.25T **Back:** 19.5W x 20.5H **Seat Range:** 19.5-22.5 Fixed
Arms to Floor: 28 **Carton Wt:** 44 **UPS:** Yes **COM:** N/A
Carton: 27L x 25W x 15H **Cube:** 5.85 **Options:** SW72
Features: 1, 4, 5, 8, 9 **Control:** Deluxe 2-to-1 Synchro Knee Tilt
Notes:

Fabric	List Price
-F3 Black Fabric Seat	565.00



NJ TX **EM98910-3** Mesh Screen Seat and Back Manager's Chair with Height Adjustable Arms, Nylon Base and Dual Wheel Carpet Casters

Overall Size: 28.25W x 25.75D x 38-41.75H
Seat: 20W x 19.5D **Back:** 18.75W x 19.5H **Seat Range:** 18.75-22.5
Arms to Floor: 26.5 **Carton Wt:** 43 **UPS:** Yes **COM:** N/A
Carton: 28L x 26W x 15H **Cube:** 6.31 **Options:** CG50, SW70
Features: 1, 4, 5, 7, 8 **Control:** 2-to-1 Synchro Tilt
Notes:

NEW

Fabric	List Price
-3 Black	550.00



NJ TX **EM98910C-3** Mesh Screen Seat and Back Manager's Chair with Height Adjustable Arms, Angled Chrome Base and Dual Wheel Carpet Casters

Overall Size: 29W x 26.5D x 37.5-40.5H
Seat: 20W x 19.5D **Back:** 18.75W x 19.5H **Seat Range:** 18-21
Arms to Floor: 26.5 **Carton Wt:** 43 **UPS:** Yes **COM:** N/A
Carton: 27L x 25W x 14H **Cube:** 5.46 **Options:** CG50, SW70
Features: 1, 4, 5, 7, 8 **Control:** 2-to-1 Synchro Tilt
Notes:

NEW

Fabric	List Price
-3 Black	550.00





EM98910C-3
Angled Chrome Base





EM98910-3
Black Nylon Base



 **KH206 Saddle Seat Stool with Seat Angle Adjustment and Dual Wheel Carpet Casters**

Overall Size: 27W x 27D x 29.75-39.5H
Seat: 13.5W x 9.25D x 2.5T **Back:** N/A **Seat Range:** 23.25-33
Arms to Floor: N/A **Carton Wt:** 24 **UPS:** Yes **COM:** N/A
Carton: 25L x 25W x 8H **Cube:** 2.89 **Options:** CG50, SW70, SK1, SK5
Features: 1, 4, 5, 9 **Control:** Pneumatic Height with Seat Tilt
Notes:




Fabric	List Price
Black Self-Skinned Urethane	275.00



 **KH503 Intermediate Stool with Dual Wheel Carpet Casters**

Overall Size: 25.25W x 22.5D x 17.25 - 24.75H
Seat: 14.25W x 14.25D x 1.5T **Back:** N/A **Seat Range:** 17.25 - 24.75
Arms to Floor: N/A **Carton Wt:** 19 **UPS:** Yes **COM:** N/A
Carton: 23L x 22W x 5H **Cube:** 1.46 **Options:** CG50, SW70, SK7, SK5
Features: 1, 4 **Control:** Pneumatic Height
Notes:




Fabric	List Price
Black Self-Skinned Urethane	195.00



 **KH520 Task Chair with Dual Wheel Carpet Casters**

 **Overall Size:** 18.5W x 22.5D x 37.5H
Seat: 18.5W x 18D x 1.5T **Back:** 17W x 13.25H x 1T **Seat Range:** 16 -21
Arms to Floor: N/A **Carton Wt:** 31 **UPS:** Yes **COM:** N/A
Carton: 24L x 22W x 8H **Cube:** 2.44 **Options:** CG50, SW70, SK7, SK5
Features: 1, 2, 3, 4 **Control:** Pneumatic Height
Notes: REPLACES KH220




Fabric	List Price
Black Self-Skinned Urethane	375.00



 **KH540 Intermediate Drafting Chair with Adjustable Footrest and Dual Wheel Carpet Casters**

 **Overall Size:** 18.5W x 22.5D x 35.25 - 44.75H
Seat: 18.5W x 18D x 1.5T **Back:** 17W x 13.25H x 1T **Seat Range:** 18 - 25.5
Arms to Floor: N/A **Carton Wt:** 37 **UPS:** Yes **COM:** N/A
Carton: 25L x 25W x 9H **Cube:** 3.25 **Options:** CG50, SW70
Features: 1, 2, 3, 4 **Control:** Pneumatic Height
Notes: REPLACES KH440




Fabric	List Price
Black Self-Skinned Urethane	425.00



 **KH550 Standard Drafting Chair with Adjustable Footrest and Dual Wheel Carpet Casters**

 **Overall Size:** 18.5W x 22.5D x 48.75H
Seat: 18.5W x 18D x 1.5T **Back:** 17 x 13.25H x 1T **Seat Range:** 22 - 32
Arms to Floor: N/A **Carton Wt:** 37 **UPS:** Yes **COM:** N/A
Carton: 25L x 25W x 9H **Cube:** 3.26 **Options:** CG50, SW70
Features: 1, 2, 3, 4 **Control:** Pneumatic Height
Notes: REPLACES KH450

Fabric	List Price
Black Self-Skinned Urethane	495.00



 **KH570 Intermediate Ergonomic Drafting Chair with Seat Tilt, Back Angle Adjustment, Adjustable Footrest and Dual Wheel Carpet Casters**

 **Overall Size:** 18.5W x 21.5D x 35.25 - 44.75H
Seat: 18.5W x 18.25D x 1.5T **Back:** 16.75W x 12.75H x 1T **Seat Range:** 19 - 26.5
Arms to Floor: N/A **Carton Wt:** 41 **UPS:** Yes **COM:** N/A
Carton: 25L x 25W x 9H **Cube:** 3.26 **Options:** CG50, SW70
Features: 1, 2, 4, 10 **Control:** Multi Task
Notes: REPLACES KH470

Fabric	List Price
Black Self-Skinned Urethane	525.00



04-ARMS-3 Height Adjustable Arms
 Carton Wt: 9 Cube: 0.61
 Designed For: 2902, 2817 & 98341 Only
 List Price: 105.00



07-ARMS-3 2-Way Adjustable Arms
 Carton Wt: 9 Cube: 0.61
 Designed For: See Individual Chair Options
 List Price: 110.00



SK-7 Stool Kit w/18" Chrome Ring
 Carton Wt: 5 Cube: 0.63
 Designed For: See Individual Chair Options - Adds 7.5 inches to Seat Height - Ring is Height Adjustable
 List Price: 65.00



SW70 Soft Wheel Caster (set of 5)
 Carton Wt: 2 Cube: 0.2
 Designed For: Most Work Smart & Space Chairs - See individual Chair Options
 List Price: 42.00 (set of 5)



SW392 Soft Wheel Caster (set of 5)
 Carton Wt: 2 Cube: 0.2
 Designed For: Angled Base Chairs See Individual Chair Options
 List Price: 45.00 (set of 5)



CG50 Floor Glides (set of 5)
 Carton Wt: 2 Cube: 0.2
 Designed For: Most Work Smart Chairs & Space Drafting Chairs - See Individual Chair Options
 List Price: 35.00 (set of 5)



SW72 Soft Wheel Caster (set of 4)
 Carton Wt: 2 Cube: 0.2
 Designed For: FC84 Series
 List Price: 35.00 (set of 4)



CG60 Glides (Fixed Position - set of 4)
 Carton Wt: 2 Cube: 0.2
 Designed For: FC84 Series
 List Price: 35.00 (set of 4)



SK-5 Stool Kit w/19" Nylon Ring
 Carton Wt: 7 UPS: 8 Cube: 0.92
 Designed For: See Individual Chair Options - Adds 7.5 inches to Seat Height - Ring is Height Adjustable
 List Price: 85.00



FT6635 Resin Multipurpose Table with PC-54 Chair



FT6634 4' Resin Multi Purpose/Training Flip Table with Grey Steel Tubular Frames, Locking Casters, and Cord Management
Overall Size: 48W x 24D x 29.25H **Pack:** 1pc
Leg Tube: 1.125" x 1.2mm **Table Top:** 45mm Thick **Carton Wt:** 36
Carton: 49L x 25W x 5H **UPS:** Yes **Cube:** 3.5
Notes:

Finish	List Price
Light Grey Speckle	380.00



FT6635 5' Resin Multi Purpose/Training Flip Table with Black Steel Tubular Frames, Locking Casters, and Cord Management
Overall Size: 60.W x 25.75D x 29.25H **Pack:** 1pc
Leg Tube: 1.5" x 1.2mm **Table Top:** 45mm Thick **Carton Wt:** 42
Carton: 61L x 24W x 5H **UPS:** Yes **Cube:** 4.23
Notes:

Finish	List Price
Light Grey Speckle	450.00



BT04Q 4' Resin Multi Purpose Table
Overall Size: 48W x 24D x 29.25H **Pack:** 1pc
Leg Tube: 1" x 0.8mm **Table Top:** 45mm Thick **Carton Wt:** 22
Carton: 49L x 25W x 3H **UPS:** Yes **Cube:** 2.12
Notes:

Finish	List Price
Light Grey Speckle	170.00



BT04FA 4' Height Adjustable Fold in Half Resin Multi Purpose Table
Overall Size: 48W x 24D x 22.5-35.5H **Pack:** 1pc **Range:** 22.5-35.5
Leg Tube: 1" & .75" x 0.9mm **Table Top:** 42mm Thick **Carton Wt:** 24
Carton: 26L x 25W x 4H **UPS:** Yes **Cube:** 1.50
Notes:

Finish	List Price
Light Grey Speckle	195.00



BT04W 4' Resin Multi Purpose Table
Overall Size: 48W x 30D x 29.75H **Pack:** 1pc
Leg Tube: 1.75" x 0.8mm **Table Top:** 47mm Thick **Carton Wt:** 36
Carton: 51L x 33W x 3H **UPS:** Yes **Cube:** 2.92
Notes:

Finish	List Price
Light Grey Speckle	250.00

	<p>NJ BT05Q 5' Resin Multi Purpose Table Overall Size: 60W x 30D x 29.25H Pack: 1pc Leg Tube: 1.125" x 0.9mm Table Top: 45mm Thick Carton Wt: 30 Carton: 61L x 31W x 3H UPS: OS Cube: 3.28 Notes: See Caddies on Page 174</p>	<p>Finish Light Grey Speckle</p>	<p>List Price 215.00</p>
	<p>KY BT5FQW 5' Resin Multi Purpose Center Fold Table with Transport Wheels Overall Size: 61W x 30D x 29.25H Pack: 1pc Leg Tube: 1.0" x 0.8mm Table Top: 1.75" Thick Carton Wt: 29 Carton: 33L x 30W x 4H UPS: OS Cube: 2.29 Notes:</p>	<p>Finish Light Grey Speckle</p>	<p>List Price 228.00</p>
	<p>NJ KY BT06Q 6' Resin Multi Purpose Table Overall Size: 72W x 30D x 29.25H Pack: 1pc Leg Tube: 1.125" x 1.0mm Table Top: 45mm Thick Carton Wt: 38 Carton: 73L x 31W x 3H UPS: OS Cube: 3.92 Notes: See Caddies on Page 174</p>	<p>Finish Light Grey Speckle</p>	<p>List Price 248.00</p>
	<p>NJ KY BT6FQ 6' Resin Center Fold Multi Purpose Table Overall Size: 72W x 29.5D x 28.75H Pack: 1pc Leg Tube: 1.125" x 0.9mm Table Top: 45mm Thick Carton Wt: 34 Carton: 39L x 32W x 4H UPS: Yes Cube: 2.88 Notes:</p>	<p>Finish Light Grey Speckle</p>	<p>List Price 256.00</p>
	<p>KY BT6FQW 6' Resin Multi Purpose Center Fold Table with Transport Wheels Overall Size: 72.5W x 30D x 29.75H Pack: 1pc Leg Tube: 1.125" x 1.1mm Table Top: 2.25" Thick Carton Wt: 43 Carton: 39L x 31W x 5H UPS: OS Cube: 3.49 Notes:</p>	<p>Finish Light Grey Speckle</p>	<p>List Price 325.00</p>
	<p>NJ KY BT06A 6' Height Adjustable Resin Multi Purpose Table Overall Size: 72W x 30D x 29.25-37.25H Pack: 1pc Range: 29.25-37.25 Leg Tube: 1.125" x 1.0mm Table Top: 45mm Thick Carton Wt: 38 Carton: 73L x 31W x 3H UPS: OS Cube: 3.92 Notes:</p>	<p>Finish Light Grey Speckle</p>	<p>List Price 300.00</p>
	<p>NJ KY BT08Q 8' Resin Multi Purpose Table Overall Size: 96W x 30D x 29.25H Pack: 1pc Leg Tube: 1.125" x 1.0mm Table Top: 50mm Thick Carton Wt: 49 Carton: 98L x 31W x 3H LTL: Yes Cube: 5.27 Notes: See Caddies on Page 174</p>	<p>Finish Light Grey Speckle</p>	<p>List Price 342.00</p>
	<p>NJ KY BT36 36" Square Resin Table Overall Size: 36W x 36D x 29H Pack: 1pc Leg Tube: 38.1mm x 1.0mm Table Top: 45mm Thick Carton Wt: 25 Carton: 37L x 37W x 3H UPS: Yes Cube: 2.37 Notes:</p>	<p>Finish Light Grey Speckle</p>	<p>List Price 205.00</p>
	<p>NJ KY BT48Q 48" Round Resin Multi Purpose Table Overall Size: 48W x 48D x 29.25H Pack: 1pc Leg Tube: 31.125" x 1.0mm Table Top: 45mm Thick Carton Wt: 33 Carton: 49L x 49W x 2H UPS: OS Cube: 2.77 Notes: See Caddies on Page 174</p>	<p>Finish Light Grey Speckle</p>	<p>List Price 285.00</p>
	<p>NJ BT60Q 60" Round Resin Multi Purpose Table Overall Size: 60W x 60D x 29.25H Pack: 1pc Leg Tube: 1.25" x 1.0mm Table Top: 50mm Thick Carton Wt: 50 Carton: 61L x 61W x 3H LTL: Yes Cube: 6.46 Notes: See Caddies on Page 174</p>	<p>Finish Light Grey Speckle</p>	<p>List Price 450.00</p>



NJ **BT71Q** 71" Round Resin Multi Purpose Table
Overall Size: 71W x 71D x 29.25H **Pack:** 1pc
Leg Tube: 1.5" x 1.0mm **Table Top:** 55mm Thick **Carton Wt:** 63
Carton: 72L x 72W x 3H **LTL:** Yes **Cube:** 9.0
Notes: See Caddies on Page 174

Finish	List Price
Light Grey Speckle	645.00



NJ **BT22** Resin Training Multi Purpose Table
Overall Size: 70.5W x 19.5D x 29.5H **Pack:** 1pc
Leg Tube: 1" x 1.0mm **Table Top:** 55mm Thick **Carton Wt:** 28
Carton: 71L x 21W x 3H **UPS:** Yes **Cube:** 2.58
Notes:

Finish	List Price
Light Grey Speckle	225.00



NJ **PC-02** Resin Chair (4-Pack Blow Mold)
Overall Size: 18.5W x 22D x 33.25H **Pack:** 4pc
Leg Tube: 1.125" x 0.9mm **Table Top:** N/A **Carton Wt:** 51 (4-Pack)
Carton: 44L x 19W x 11H **UPS:** Yes **Cube:** 5.32
Notes: See Caddies on Page 174

Finish	List Price
Light Grey Speckle	440.00
300 lbs.	4-Pack



KY **PC-03** Resin Chair (4-Pack Blow Mold)
Overall Size: 18.5W x 22D x 33.25H **Pack:** 4pc
Leg Tube: 1.125" x 0.9mm **Table Top:** N/A **Carton Wt:** 51 (4-Pack)
Carton: 44L x 19W x 12H **UPS:** Yes **Cube:** 5.80
Notes: See Caddies on Page 174

Finish	List Price
Light Grey Speckle	440.00
300 lbs.	4-Pack

NJ, KY or TX In Stock



BT60Q Round Table with Four PC-02 Chairs



KY **PC-54 Plastic Chair (4-Pack)**
Overall Size: 17.5W x 21D x 34.25H **Pack:** 4pc
Leg Tube: 0.75" x 0.85mm **Table Top:** N/A **Carton Wt:** 26 (4-Pack)
Carton: 42L x 18W x 7H **UPS:** Yes **Cube:** 3.06
Notes: See Caddies on Page 174

Finish Light Grey Speckle 225 lbs.	List Price 256.00 4-Pack
---	---



PCT-05 5 Piece Folding Set (4 chairs and 36" x 36" fold in half table)
Overall Size Table: 36W x 36D x 27.75H **Pack:** 1 set
Overall Size Chair: 17.75W x 17.5D x 34.5H **Carton Wt:** 49
Carton: 37L x 20W x 9H **UPS:** Yes **Cube:** 3.85
Notes:

Finish Light Grey Speckle 225 lbs.	List Price 430.00
---	---------------------------------



KY **QT3965 3 Piece Folding Table and Bench Set (2 benches and one BT6FQ)**
Overall Size Table: 72W x 30D x 29.25H **Pack:** 1 set
Overall Size Bench: 72.5W x 12D x 17.5H **Carton Wt:** 72
Carton: 40L x 32W x 8H **UPS:** Yes **Cube:** 5.92
Notes:

Finish Light Grey Speckle 225 lbs.	List Price 565.00
---	---------------------------------



KY **PC-15F Fold in Half Bench**
Overall Size: 72.5W x 12D x 17.5H **Pack:** 1pc
Leg Tube: 1" x 0.8mm **Table Top:** N/A **Carton Wt:** 20
Carton: 38L x 13W x 5H **UPS:** Yes **Cube:** 1.42
Notes:

Finish Light Grey Speckle 225 lbs.	List Price 152.00
---	---------------------------------

Caddies



NJ **TC102 Caddy for BT05Q, BT06Q, BT08Q or BT06A**
Overall Size: 76W x 30.25D x 45.25H **Pack:** 1pc
Handle Tube: 1.125" x 1.8mm **Carton Wt:** 75
Carton: 78L x 34W x 6H **UPS:** OS **Cube:** 9.21
Notes: Holds up to 20 BT05Q, BT06Q, 18 BT08Q and 20 BT06A

Finish Light Grey Speckle	List Price 690.00
--	---------------------------------



NJ **TC103 Caddy for PC02 / PC03 Chairs**
Overall Size: 34.5W x 18.75D x 74.75H **Pack:** 1pc
Square Tube: 31.8mm x 31.8mm x 1.2mm **Carton Wt:** 49
Carton: 46L x 20W x 6H **UPS:** Yes **Cube:** 3.19
Notes: Holds up to 28 PC02 or PC03 Chairs

Finish Light Grey Speckle	List Price 435.00
--	---------------------------------



NJ **TC104 Caddy for PC54 Chairs**
Overall Size: 37.6W x 18.7D x 77.5H **Pack:** 1pc
Square Tube: 31.8mm x 31.8mm x 1.2mm **Carton Wt:** 47
Carton: 40L x 22W x 5H **UPS:** Yes **Cube:** 2.55
Notes: Holds up to 60 PC54 Chairs

Finish Light Grey Speckle	List Price 435.00
--	---------------------------------



NJ **TC106 Caddy for BT48Q, BT60Q and BT71 Round Tables**
Overall Size: 52W x 32.75D x 40.25H **Pack:** 1pc
Handle Tube: 1.25" x 1.0mm **Carton Wt:** 76
Carton: 54L x 35W x 5H **UPS:** OS **Cube:** 5.46
Notes: Holds up to 14 BT71Q, 15 BT60Q or 17 BT48Q

Finish Light Grey Speckle	List Price 620.00
--	---------------------------------



NJ **TC8860 Stacking Caddy for RC88 and WC7287 Chairs with Locking Casters**
Overall Size: 37.5W x 19D x 77.25H
Carton Wt: 50 **Cube:** 2.72 **Pack:** 1pc
Carton: 41L x 23W x 5H **UPS:** Yes
Notes: Holds up to 62 Folded RC88 Chairs and 32 WC7287 Chairs.
 In grey hammer tone finish.



Finish Light Grey Speckle	List Price 430.00
--	---------------------------------




KCW773
shown with
HZN25


◆ Light Duty Seating



Pneumatic Task Chairs

◆   **SC117** Basic Task Chair with Molded Foam Seat and Back

 Overall Size: 24W x 22D x 31-38.5H
 Seat: 18W x 17D x 2.5T Back: 16W x 10.5H x 2T Seat Range: 16.75 -22.5
 Arms to Floor: N/A Carton Wt: 22 UPS: Yes COM: 1 yd
 Carton: 29L x 21W x 8H Cube: 2.81 Options: 07, CG50, SW70, SK1, SK5
 Features: 1, 2, 3, 4 Control: Pneumatic
 Notes: NJ and KY In-Stock: -231 Icon Black


Fabric	List Price
A	225.00
B	240.00
C	255.00

 **200 lbs.**


◆   **SC66** Task Chair with Saddle Seat and Height Adjustable Soft Padded Arms

Overall Size: 28W x 23.5D x 40H
 Seat: 19.5W x 18D x 3T Back: 17.75W x 18H x 2.5T Seat Range: 18 -22.25
 Arms to Floor: 25.5 Carton Wt: 36 UPS: Yes COM: 1.75 yds
 Carton: 25L x 23W x 13H Cube: 4.32 Options: CG50, SW70
 Features: 1, 4, 5, 8, 9 Control: Locking Tilt
 Notes: NJ In-Stock: -231

Fabric	List Price
A	410.00
B	430.00
C	450.00

 **200 lbs.**

Specialty Seating


◆  **KCM1420** Ergonomically Designed Knee Chair with Casters and Memory Foam

Overall Size: 17W x 25.25D x 20.5H
 Seat: 17W x 12.5D x 2.5T Knee Pads: 16.5W x 10.5D x 2.5T Seat Range: 20.5 -28
 Arms to Floor: N/A Carton Wt: 20 UPS: Yes COM: N/A
 Carton: 26L x 19W x 8H Cube: 2.28 Options: N/A
 Features: N/A Control: Manual
 Notes:

Fabric	List Price
Coal	275.00

200 lbs.

◆ Office Seating under "◆ General Warranty" are not intended for commercial use (40-hour work week)

 NJ, KY or TX In Stock

 TAA Compliant

 GREENGUARD Certified

KCM1425 Ergonomically Designed Knee Chair with 5 Star Base, Casters and Memory Foam

Overall Size: 17W x 22.25D x 22.5H
 Seat: 17W x 13.75D x 3.5T Knee Pad: 16.5W x 12.5H x 3.25T
 Seat Range: 18.5 -23 Carton Wt: 20 UPS: Yes COM: N/A
 Carton: 22L x 21W x 11H Cube: 2.94 Options: N/A
 Features: 1, 4 Control: Pneumatic
 Notes:

Fabric	List Price
Coal	295.00
200 lbs.	

KCW773/KCW778 Ergonomically Designed Mahogany Finished Wood Knee Chair with Casters and Memory Foam

Overall Size: 17W x 31D x 25H
 Seat: 17W x 12.25D x 2.5T Knee Pad: 18.25W x 10.5H x 2.5T Seat Range: 22 -25
 Arms to Floor: N/A Carton Wt: 19 UPS: Yes COM: N/A
 Carton: 26L x 18W x 8H Cube: 2.16 Options: N/A
 Features: N/A Control: Manual
 Notes:

Fabric	List Price
KCW773 Coal/ Mahogany	350.00
KCW778 Coal/Espresso	

Bonded Leather Seating

NJ KY EC3393 Bonded Leather Executive Chair

Overall Size: 23W x 25D x 41.75H
 Seat: 19W x 19D x 3T Back: 19W x 23H x 3T Seat Range: 16.75 -20.5
 Arms to Floor: 24 Carton Wt: 32 UPS: Yes COM: N/A
 Carton: 25L x 24W x 11H Cube: 3.81 Options: CG50, SW70
 Features: 1, 4, 5, 8, 9 Control: Locking Tilt
 Notes:

Fabric	List Price
Bonded Leather -EC3 Black	300.00
200 lbs.	

NJ EC22070 High Back Bonded Leather Executive Chair

Overall Size: 26.5W x 27D x 45.5H
 Seat: 21W x 18.5D x 3T Back: 21W x 25.5H x 5T Seat Range: 17.5 -21.5
 Arms to Floor: 25 Carton Wt: 38 UPS: Yes COM: N/A
 Carton: 30L x 24W x 14H Cube: 5.83 Options: CG50, SW70
 Features: 1, 4, 5, 8, 9 Control: Locking Tilt
 Notes:

Fabric	List Price
Bonded Leather -EC3 Black	390.00
200 lbs.	

NJ TX FL7480 High Back Faux Leather Executive Chair with Padded Arms

Overall Size: 26W x 27.25D x 43.25-47H
 Seat: 20.25W x 19.5D x 4.5T Back: 20W x 25.5H x 4.5T Seat Range: 19 -22.75
 Arms to Floor: 27.5 Carton Wt: 38 UPS: Yes COM: N/A
 Carton: 28L x 26W x 15H Cube: 6.31 Options: CG50, SW70
 Features: 1, 4, 5, 8, 9 Control: Locking Tilt
 Notes:

Fabric	List Price
Faux Leather -U6 Black	425.00
200 lbs.	


NJ TX FL7481 Mid Back Faux Leather Executive Chair with Padded Arms

Overall Size: 26W x 27.25D x 43.5H
 Seat: 20.25W x 19.5D x 4.5T Back: 20W x 21H x 4T Seat Range: 19 -22.75
 Arms to Floor: 27 Carton Wt: 38 UPS: Yes COM: N/A
 Carton: 25L x 24W x 15H Cube: 5.20 Options: CG50, SW70
 Features: 1, 4, 5, 8, 9 Control: Locking Tilt
 Notes:

Fabric	List Price
Faux Leather -U6 Black	395.00
200 lbs.	

◆ Office Seating under "◆ General Warranty" are not intended for commercial use (40-hour work week)


■ NJ, KY or TX In Stock



NJ TX **FL7485** Faux Leather Visitor's Chair with Padded Arms and Sled Base

Overall Size: 26W x 26.75D x 41.5H
Seat: 26W x 20D x 4.5T **Back:** 19.5W x 22.5H x 5T **Seat Range:** 19.75 Fixed
Arms to Floor: 28 **Carton Wt:** 39 **UPS:** Yes **COM:** N/A
Carton: 27L x 22W x 16H **Cube:** 5.5 **Options:** N/A
Features: N/A **Control:** N/A
Notes:


Fabric	List Price
Faux Leather -U6 Black	350.00
200 lbs.	



NJ **ST235V-3** Chrome Finish Stool with Vinyl Seat and Back and Dual Wheel Carpet Casters

Overall Size: 24.5W x 21.5D x 32.75-37.75H
Seat: 16.25W x 16.25D x 3.75T **Back:** 16.25W x 13.25H x 2.5T **Seat Range:** 19.75 - 25
Arms to Floor: N/A **Carton Wt:** 18 **UPS:** Yes **COM:** N/A
Carton: 23L x 22W x 10H **Cube:** 2.92 **Options:** CG50, SW70
Features: 1, 4 **Control:** Pneumatic Height
Notes: **REPLACES** ST245V
NJ In-Stock: -3 Black Vinyl


Fabric	List Price
Black Vinyl	275.00
Dillon	310.00
200 lbs.	



NJ **ST428V-3** Chrome Finish Backless Stool with Vinyl Seat and Dual Wheel Carpet Casters

Overall Size: 23W x 23D x 26.5H
Seat: 16W x 16D x 4T **Back:** N/A **Seat Range:** 19.5 - 25
Arms to Floor: N/A **Carton Wt:** 18 **UPS:** Yes **COM:** N/A
Carton: 24L x 22W x 8H **Cube:** 2.44 **Options:** CG50, SW70
Features: 1, 4 **Control:** Pneumatic Height
Notes: **REPLACES** ST418V
NJ In-Stock: -3 Black Vinyl

Fabric	List Price
Black Vinyl	190.00
Dillon	215.00
200 lbs.	




KY **DC420V-3** Chrome Finish Ergonomic Drafting Chair with Teardrop Footrest, Casters and Glides Included

Overall Size: 18W x 24.5D x 50H
Seat: 18W x 18D x 3T **Back:** 15W x 12H x 1.5T **Seat Range:** 26 - 36
Arms to Floor: N/A **Carton Wt:** 31 **UPS:** Yes **COM:** N/A
Carton: 24L x 23W x 11H **Cube:** 3.51 **Options:** CG50, SW70
Features: 1, 4 **Control:** Pneumatic Height
Notes: Teardrop Footrest is not Adjustable

Fabric	List Price
Black Vinyl	400.00
200 lbs.	


Ventilated Seating



NJ KY **EM2910/EM2910V** Task Chair with Screen Back and Dual Wheel Carpet Casters

Overall Size: 18.5W x 22.25D x 40H
Seat: 18.5W x 18D x 3T **Back:** 17.5W x 17H **Seat Range:** 17.75 - 23
Arms to Floor: N/A **Carton Wt:** 24 **UPS:** Yes **COM:** N/A
Carton: 24L x 24W x 11H **Cube:** 3.67 **Options:** CG50, SW70
Features: 1, 3, 4 **Control:** Pneumatic Height
Notes: KY In-Stock: EM2910V

Fabric	List Price
EM2910 -231 Icon Black	275.00
EM2910V Black Vinyl	200 lbs.



EMH69096 Mesh Seat and Screen Back Manager's Chair with Padded Silver Arms and Nylon Base

Overall Size: 28W x 25.75D x 35.25 - 38.25H
Seat: 19.5W x 19.75D x 3T **Back:** 18.5W x 18H x .75T **Seat Range:** 18-21
Arms to Floor: 25.75 **Carton Wt:** 28 **UPS:** Yes **COM:** N/A
Carton: 26L x 25W x 11H **Cube:** 4.13 **Options:** CG50, SW70
Features: 1, 4, 5, 8, 9 **Control:** Locking Tilt
Notes:

Fabric	List Price
-3 Black Mesh -7 Blue Mesh -512 Purple Mesh	350.00
200 lbs.	

◆ Office Seating under "◆ General Warranty" are not intended for commercial use (40-hour work week)

■ NJ, KY or TX In Stock

🌿 GREENGUARD Certified

CF CUSTOM • FABRIC PROGRAM

AVAILABLE FABRICS

custom fabric program | Choices in Fabric. Wherever chairs are identified with our CF graphic, you have hundreds of choices in fabric. Solids, patterns and textures. Simple and complex. Vinyls. Hospitality/healthcare-safe performance fabrics. Recycled selections. Choices for every environment. Many are IN STOCK. You can also choose C.O.M. (customer's own material). Digital representations of fabrics are available at www.officestar.net **Custom Fabrics require additional lead time.**

Grade A

Linen
Colored Mesh
Dove • Dillon
Ridgecrest
Gavotte
Interlink
Icon • Diamond

Grade B

Castillo
Twilight
Fine Tune
City Park
FreeFlex®
Transport
Trinket

Grade C

Dot
Tracery
Couture

Grade R

Key Largo
Element



A | grade fabric



Linen



-F23 | Black



-F8 | Lime




-F10 | Orange



-F14 | Mauve



-F22 | Stone



-F25 | Sand




-F28 | Turquoise

contents 100% polyester • **surface abrasion** 70,000 double rubs (Wyzenbeek), 50,000 double rubs (Martindale)
lightfastness 40 hours: dark colors, 3.5 hours: light colors Class 4 (AATCC Test Method 16E)
colorfastness Wet - Class 3.5, Dry - Class 4 (AATCC Test Method 8) • **flammability** TB117-2013 • **cleaning** W/S

*Due to differences in dye batches and variations in printing as well as viewing environments and uneven color fading there will be slight variations in color. Exact matching may not be possible.


Colored Mesh




-2M | Grey




-3M | Black




-5 | Royal Blue




-6 | Green




-7 | Blue



-9 | Red



-18 | Orange




-261 | Pink



-512 | Purple

contents 100% polyester • flammability CAL117 • cleaning W/S


Dove



-5811 | Steel




-5812 | Rouge




-5819 | Violet



-5877 | Sky



-5879 | Olive



-5881 | Jade

contents 70% polyester, 30% cotton • surface abrasion 70,000 double rubs (Wyzenbeek), 35,000 double rubs (Martindale)
lightfastness 40 hours, Class 4 (AATCC Test Method 16E) • colorfastness Wet - Class 4.5, Dry - Class 4 (AATCC Test Method 8)
flammability Cal. 117, Section E, CS-191-53, Class 1 BIFMA FF1-78, NFPA 260-1989, UFAC, Class 1,
B.S. 5852 Part 1: 1979 Ignition Source 0, Smouldering Cigarette • cleaning W/S

*Due to differences in dye batches and variations in printing as well as viewing environments and uneven color fading there will be slight variations in color. Exact matching may not be possible.

Dillon Antimicrobial



Promotes clean, safe environments with industry-leading Silver Ion Technology that kills and inhibits bacterial growth by 99.9% for continuous protection against microbes, pathogens and more. Easy-clean with water or solvent-based cleaners. Disinfects with 5:1 water/bleach solution. PVC free. Phthalate and lead compliant. Heavy-duty 200,000 double-rub abrasion resistance.



-R100 | Lipstick



-R101 | Snow



-R102 | Java



-R103 | Stratus



-R104 | Buff



-R105 | Blue



-R106 | Sage



-R107 | Black



-R111 | Graphite



-R112 | Steel

contents 100% polyurethane face; 70% polyester, 30% cotton back • **surface abrasion** 200,000 double rubs • **light fastness** Class 4
color fastness Class 4 • **flammability** CA TB #117-2013; UFAC Class 1; NFPA 260 Class 1; MVSS 302; IMO A.652(16) 8.2 • **cleaning** W/S


Ridgecrest



-K015 | Meadow



-K016 | Beach



-K017 | Tide Pool



-K018 | Putty



-K019 | Chocolate




-K020 | Ink

contents 100% polyester • **surface abrasion** exceeds 100,000 cycles (Wyzenbeek-#10 cotton duck abradant) • **backing** acrylic
break strength WARP 80 lbs, WEFT 68 lbs (ASTMD4034) • **seam slippage** WARP 84 lbs, WEFT 72 lbs (ASTMD4034)
light fastness class 4/40 hrs min (AATCC16A) • **color fastness** Class 4 (ASTM D3597, AATC 8) Wet, Class 5 (ASTM D3597, AATCC 8) Dry • **flammability** CA Tech Bull. 117, Section E (CS-191-153) UFAC Class 1 • **cleaning** W

*Due to differences in dye batches and variations in printing as well as viewing environments and uneven color fading there will be slight variations in color. Exact matching may not be possible.

Gavotte



-895 | Grey



-894 | Blue



-896 | Taupe



-897 | Burgundy

contents 100% polyester • **surface abrasion** 30,000 cycles (cotton duck)
break strength warp 96 lbs, fill 99 lbs • **flammability** CA Tech Bull. 117, Section E • **treatments** N/A • **cleaning** W

Interlink



-104 | Ink Blue



-106 | Laguna



-107 | Flint



-108 | Autumn



-105 | Garnet


contents 100% Olefin backing: latex • **surface abrasion** 30,000+ double rubs • **break strength** warp 100 lbs, fill 125 lbs
flammability CA Tech Bull. 117, Section E UFAC Class 1 BIFMA, Class 1 • **treatments** BLOCKaide™ a soil
and stain repellent finish • **cleaning** W

*Due to differences in dye batches and variations in printing as well as viewing environments and uneven color fading there will be slight variations in color. Exact matching may not be possible.

Icon



-225 | Navy



-226 | Grey



-227 | Burgundy




-231 | Black




-232 | Taupe

contents 100% polyester • **surface abrasion** 400,000 double rubs (Wyzenbeek ASTM-D-4157)
break strength warp 150 lbs, fill 88 lbs • **flammability** CA Tech Bull. 117, Section E BIFMA FF-1-78 NFPA 260-1989 UFAC, Class 1
treatments ASR2000™ a soil and stain repellent finish • **cleaning** W

Diamond




-296 | Blue Galaxy




-294 | Gold Dust



-295 | Shale



-297 | Jet



-298 | Wine

contents 100% polyester • **surface abrasion** 50,000 double rubs • **break strength** warp 300 lbs, fill 300 lbs
flammability CA Tech Bull. 117, Section E UFAC Class 1 NFPA 260 • **treatments** N/A • **cleaning** W

*Due to differences in dye batches and variations in printing as well as viewing environments and uneven color fading there will be slight variations in color. Exact matching may not be possible.


unbeatable service

grade | B
fabric

healthcare

Castillo Antimicrobial

Castillo is an i-clean™ fabric, engineered for extreme comfort, durability and ease of maintenance. Utilizing nano-based technology, spills bead up and sit on the surface until wiped away. This superior moisture & stain resistance helps keep furniture looking new. 200K double rubs. Cleans with water or solvent-based cleaners. Disinfects with 5:1 water/bleach solution.



-K001 | Buff




-K002 | Honeydew



-K003 | Breezy




-K004 | Cream



-K005 | Java



-K006 | Metal



-K007 | Batik

contents 100% polyurethane face; 87% polyester, 13% cotton back

surface abrasion 200,000 double rubs • **light fastness** Class 4 • **color fastness** Class 4

flammability CA TB #117-2013; UFAC Class 1; NFPA 260 Class 1; MVSS 302; IMO A.652(16) 8.2 • **cleaning** W

Twilight



-K008 | Cotton



-K009 | Sky



-K010 | Lily Pad



-K011 | Cocoa



-K012 | Brass



-K013 | Cherry



-K014 | Angora

contents 67% polyester, 33% nylon • **surface abrasion** 50,000 double rubs min. cotton duck • **backing** SBR backcoating • **break strength** 175 lbf min. warp & 130 lbf min fill • **flammability** CA Tech Bull. 117, Sec. E, NFPA 260/UFAC Fabric Classification Class 1 • **treatments** BLOCKaide® • **seam slippage** 55 lbf min. warp and 40 lbf min. fill • **tear** 10 lbf. warp and fill • **pilling resistance** Class 4 min. • **color fastness to light** grade 4 min. at 40 hrs • **cleaning** W

*Due to differences in dye batches and variations in printing as well as viewing environments and uneven color fading there will be slight variations in color. Exact matching may not be possible.


B | grade fabric

unmatched selection

Fine Tune




-K100 | Luna




-K101 | Onyx



-K102 | Ash




-K103 | Herb



-K104 | Cocoa



-K113 | Indigo



-K114 | Ruby



-K105 | Tangelo

contents 100% polyester • surface abrasion 40,000 double rubs • break strength WARP 80 lbs, Fill 65 lbs
flammability CA Tech Bull. 117, Section E UFAC Class 1 NFPA 260 • treatments N/A • cleaning W

City Park



-K106 | Birch



-K107 | Domino



-K108 | Steely



-K109 | Kiwi



-K110 | Walnut



-K111 | Marigold


contents 100% polyester • surface abrasion 50,000 double rubs • break strength warp 90 lbs, fill 76 lbs
flammability CA Tech Bull. 117, Section E UFAC Class 1 NFPA 260 • treatments N/A • cleaning W

*Due to differences in dye batches and variations in printing as well as viewing environments and uneven color fading there will be slight variations in color. Exact matching may not be possible.


unbeatable service

FreeFlex® Fabric | "Comfort You Remember"

Introducing an innovative free-flex upholstery cover providing unmatched comfort. Featuring multi-directional stretching, this 100% polyester material form-fits cushions while allowing the foam to flex more than other upholstery materials. With this heightened stretch-and-return capability, FreeFlex® also contours to an individual's shape and weight for truly individualized comfort. There's no sacrifice in durability; FreeFlex® passes 70K double rubs in Wyzenbeek abrasion resistance testing.



-24 | Ember



-25 | Carbon



-26 | Azul



-27 | Camel




-30 | Coal

contents 100% polyester • **surface abrasion** 70,000 double rubs (Wyzenbeek ASTM D4157) • **lightfastness** 20 hours, Class 4.5 (AATCC Test Method 16E) • **colorfastness** Wet - Class 4.5, Dry - Class 4.5 (AATCC Test Method 8) • **flammability** CA Tech Bull. 117, Section E • **cleaning** W

Transport



-216 | Tuxedo



-217 | Ash



-218 | Inferno



-220 | Nugget



-214 | Ivy



-215 | Rapids

contents 58% polypropylene / 42% recycled polyester • **surface abrasion** 30,000 double rubs • **break strength** Warp 125 lbs. Fill 150 lbs. • **flammability** CA Tech. Bull. 117, Section E UFAC Class 1, NFPA 260 Class 1 • **treatments** BLOCKaide™ a soil and stain repellent finish • **cleaning** W

*Due to differences in dye batches and variations in printing as well as viewing environments and uneven color fading there will be slight variations in color. Exact matching may not be possible.

B | grade fabric

unmatched selection

Trinket



-74 | Cabernet



-75 | Charcoal Onyx



-78 | Cadet



-80 | Ebony

contents Face: 58% polyester / 42% acrylic Backing: 100% acrylic • **surface abrasion** heavy duty 45,000 cycles
break strength Warp 73 lbs. Fill 50 lbs. • **flammability** CA 191-53 Tech. Bull 117, Section E UFAC Class 1
treatments Teflon™ fabric protector only by DuPont® (Teflon™ is a registered trademark of DuPont®. Only DuPont® makes Teflon™) • **cleaning** W/S

C | grade fabric


NEW Dot Antimicrobial

healthcare


Dot is an i-clean™ fabric, engineered for extreme comfort, durability and ease of maintenance. Utilizing nano-based technology, spills bead up and sit on the surface until wiped away. This superior moisture & stain resistance helps keep furniture looking new. Cleans with water or solvent-based cleaners. Disinfects with 5:1 water/bleach solution. Heavy-duty abrasion resistance.




-K057 | Batik



-K058 | Black



-K059 | Fawn



-K060 | Grey




-K061 | River

contents 100% polyurethane face; 85% polyester, 15% cotton back
surface abrasion 200,000 double rubs • **light fastness** Class 4 • **color fastness** Class 4
flammability CA TB #117-2013; UFAC Class 1; NFPA 260 Class 1; MVSS 302 • **cleaning** W/S

*Due to differences in dye batches and variations in printing as well as viewing environments and uneven color fading there will be slight variations in color. Exact matching may not be possible.

*recommended for lounge seating **Tracery**



-K026 | Persimmon



-K021 | Khaki




-K022 | Chestnut



-K023 | Taupe



-K024 | Azure




-K025 | Golden

contents 100% recycled polyester • **surface abrasion** 75,000 double rubs min. cotton duck • **backing** acrylic • **tear** 10 lbf. warp and fill
break strength 175 lbf min. warp & 100 lbf min fill • **flammability** CA Tech Bull. 117, Sec. E, NFPA 260/UFAC Fabric Classification Class 1
treatments BLOCKaide® **seam slippage** 60 lbf min. warp and fill • **tear** 10 lbf. warp and fill • **pilling resistance** Class 4 min
color fastness to light grade 4 min. at 40 hrs • **cleaning** W

Couture



-K052 | Tailor



-K055 | Thread



-K054 | Thimble



-K053 | Basting



-K056 | Seam

contents 57% post-consumer recycled polyester, 25% pre-consumer recycled polyester, 18% polyester • **weight** 9.2±1.0 oz/lin. yd. • **width** 54" min. useable • **repeat** 14.5" vertical, 14" horizontal • **backing** acrylic backcoating • **treatment** stain repellent • **breaking strength** 115lbf min. warp and 85 lbf min. fill • **tear** 25 lbf warp and 30 lbf min. fill • **seam slippage** 55 lbf warp and 60 lbf fill • **pilling resistance** class 5 • **colorfastness to light** grade 4 min. at 40 hrs • **colorfastness to crocking** grade 4 min. dry & grade 3 min. wet • **wyzenbeek abrasion resistance** 100,000 double rubs cotton duck
flammability CA Tech Bull. 117-2013, Sec. 1, NFPA 260/UFAC Fabric Classification Class 1, ASTM E84 • **cleaning** W/S

*Due to differences in dye batches and variations in printing as well as viewing environments and uneven color fading there will be slight variations in color. Exact matching may not be possible.

Key Largo Antimicrobial




Engineered for maximum performance in the most extreme healthcare environments. Features Resilience SR finish that inhibits bacterial growth as well as fungus, mold, mildew and spores for a more hygienic environment. Passes 250,000 double-rub abrasion testing. GREENGUARD certified.



-K038 | Chocolate



-K039 | Palm



-K040 | Aqua



-K041 | Sand



-K042 | Parchment



-K043 | Tangerine

contents 100% PVC vinyl • **surface abrasion** passes 250,000 double rubs • **backing** 100% brushed polyester knit • **break strength** min warp 79, fill 56 • **flammability** passes NFPA 260 (equiv. to UFAC), Class 1, Cal. 117, Sec. E, ASTM E84 Class 2 or B (adhered), BIFMA, FMVSS 302, IMO A.652 (16) 8.2 & 8.3, may comply with Cal. Tech. Bull. 133 when combined with appropriate components • **pilling resistance** Class N/A • **color fastness to light** 1000 hrs • **cleaning** W



Recycled Fabric 100% Recycled. Wherever chairs are identified with our CF graphic, you can select 100% recycled polyester fabrics from our Cosmopolitan, Champagne, and Elements collections. All surpass 100,000 double-rub durability testing as well as CAL 117, NFPA 260 and UFAC Class 1 flammability standards, so you can protect your immediate environment as well as our planet. That's big-picture thinking. See your choices at www.officestar.net/fabrics

Element



-899 | Smoke



-900 | Putty



-901 | Plum



-902 | Sapphire



-903 | Earth

contents 100% recycled polyester • **surface abrasion** 130,000+ double rubs • **break strength** min warp 100 lbs, min fill 100 lbs • **flammability** CA Tech Bull. 117, Section E UFAC Class 1 NFPA 260 Class 1 • **treatments** N/A • **cleaning** W

*Due to differences in dye batches and variations in printing as well as viewing environments and uneven color fading there will be slight variations in color. Exact matching may not be possible.

unbeatable service

Faux Leather



contents 60% Elastane Fiber and 40% Segmented Polyurethane • flammability CA Tech Bull. 117 • cleaning S

Applicable to: BRK Series



contents 100% polyester • surface abrasion over 20,000 cycles • break strength min warp 50 lbs, weft 50 lbs • flammability CA Tech Bull. 117 • seam slippage warp 150 lbs, weft 150 lbs • color fastness to light grade 4 at 20 hrs • cleaning W/S

Applicable to: PPR Series



contents 100% polyester • surface abrasion over 10,000 cycles • break strength min warp 55 lbs, weft 40 lbs • flammability CA Tech Bull. 117 • seam slippage warp 80 lbs, weft 80 lbs • color fastness to light grade 4 at 40 hrs • cleaning W/S

Applicable to:
VNS51A Series



contents 100% PVC, back: 100% polyester elastic face • surface abrasion 30000 cycles • flammability CA Tech Bull. 117 • color fastness to light grade 3.5 at 20 hrs • cleaning W/S

Deluxe Faux Leather

Applicable to:
ETN, MST55 and PKF Series



contents 40% polyurethane, 60% TC fabric • surface abrasion 2,000 double rubs • break strength min warp 50 lbs, min fill 50 lbs • flammability CA Tech Bull. 117 • seam slippage warp 45 lbs, weft 45 lbs • color fastness to light grade 4 at 20 hrs • cleaning W/S

Bonded Leather

Applicable to: VNS51A



contents polyurethane/polyester/bonded leather • flammability CA Tech Bull. 117 • cleaning W/S

Woven

Applicable to:
MST Series



contents 46% polyester, 18% viscose, 36% cotton • surface abrasion over 50000 cycles • break strength min warp 190 lbs, weft 120 lbs • flammability CA Tech Bull. 117 • treatments needle punch+coating • seam slippage warp 25 lbs, weft 32 lbs • pilling resistance Class 4 • color fastness to light grade 4 at 20 hrs • cleaning W/S

**Swatches on this page are offered on finished goods only and not part of the custom fabric program

In-Stock fabrics**

unmatched selection

Mid-Century Solids


Applicable to: CLC, MST55 and PAC Fabric Series and RHD51



contents 100% polyester • **surface abrasion** warp & weft over 30,000 cycles (ASTM-D-4157) • **break strength** warp and weft over 50 lbs. (ASTM D5034) • **flammability** CA Tech Bull. 117-2013 • **seam slippage** over 50 lbs (ASTMD 1683) • **pilling resistance** no yarn rupture @300 cycles (ASTM D3514) • **color fastness to light** dry crocking 4.5, wet crocking 4 (AATC 116) • **color to light** grade 4 at 20 hours • **cleaning** W/S

Linen

Applicable to: ETN Series



contents 100% polyester • **surface abrasion** 40,000 rubs • **break strength** 140 lbs warp, 170 lbs fill • **flammability** CA Tech Bull. 117 • **seam slippage** warp 50 lbs, weft 45 lbs • **pilling resistance** Class 4 • **color fastness to light** grade 4 at 40 hrs • **cleaning** W/S

Idea


Applicable to: CHA51



contents 100% polyester • **abrasion** over 15000 rubs • **flammability** CA Tech Bull. 117-2013 • **seam slippage** over 70 lbs. • **color fastness to crocking** dry 4 class, wet 4class • **fastness to light** 4 at 20 hours • **pilling resistance** 4 class • **cleaning** W/S

Solid Colors

Applicable to: DVS51, WDN51 and SHE




contents 100% polyester • **surface abrasion** over 50,000 cycles • **break strength** min warp 280 lbs, weft 180 lbs • **flammability** CA Tech Bull. 117 • **treatments** knitted fabric backing • **seam slippage** warp 41 lbs, weft 46 lbs • **pilling resistance** Class 5 • **color fastness to light** grade 4 at 20 hrs • **cleaning** W/S

Applicable to: DVS51 and SHE Series




contents 80% polyester, 20% linen • **surface abrasion** over 25,000 cycles • **break strength** min warp 250 lbs, weft 150 lbs • **flammability** CA Tech Bull. 117 • **seam slippage** warp 35 lbs, weft 45 lbs • **pilling resistance** Class 4 • **color fastness to light** grade 4 at 40 hrs

Applicable to: SL4400 Series



contents 85% polyester, 15% cotton • **surface abrasion** over 30,000 cycles • **break strength** min warp 20 lbs, weft 15 lbs • **flammability** CA Tech Bull. 117 • **tensile strength** warp 50 lbs, weft 50 lbs • **pilling resistance** over 300 cycles • **color fastness to light** grade 4.5 at 20 AFU • **cleaning** W/S

Applicable to: EWD Series



contents 100% polyester • **surface abrasion** 15,000 double rubs • **break strength** min warp 101 lbs, min fill 87 lbs • **flammability** CA Tech Bull. 117 • **seam slippage** warp 35 lbs, weft 45 lbs • **pilling resistance** 300 cycles • **color fastness to light** grade 4 at 40 hrs • **cleaning** W/S

Applicable to: SB517 Series



contents 100% polyester • **surface abrasion** over 30,000 cycles • **break strength** min warp 20 lbs, weft 20 lbs • **flammability** CA Tech Bull. 117 • **seam slippage** warp 98 lbs, weft 86 lbs • **pilling resistance** 300 cycles • **color fastness to light** grade 4.5 at 20 AFU • **cleaning** W/S

Applicable to: BP-DANAC Series



contents 100% polyester • **surface abrasion** over 15,000 double rubs • **break strength** min warp 30 lbs, weft 15 lbs • **flammability** CA Tech Bull. 117 • **seam slippage** warp 150 lbs, weft 150 lbs • **tensile strength** min warp 150 lbs, weft 150 lbs • **pilling resistance** 300 cycles • **color fastness to light** grade 4.5 at 20AFU • **cleaning** W/S

*Due to differences in dye batches and variations in printing as well as viewing environments and uneven color fading there will be slight variations in color. Exact matching may not be possible.

**Swatches on this page are offered on finished goods only and not part of the custom fabric program

General Information

Receiving Instructions:

If shipment is received damaged, note damage on freight bill at time of acceptance and file claim for appropriate damages from the carrier. Be certain to also inspect for proper quantity of pallets/cartons and visible damage to cartons that may be evidence of concealed damage -- be certain all notations are made on original freight bill prior to signing. Concealed damage must be reported to the transportation company, in writing, within 15 days from the date of delivery. **Therefore, open all cartons and inspect product immediately upon receipt.** All damaged merchandise claims must be filed directly with the delivering carrier.

Terms of Sale: Net 30 days to firms who have established satisfactory credit; otherwise, payment in advance will be required. Past due accounts are subject to a finance charge of 1 1/2 % per month or 18% per annum.

Shipping Information: F. O. B. FACTORY

TITLE OF GOODS passes to purchaser and our responsibility ceases when shipment is accepted for transportation by any carrier from our factory. Carrier routing will be established by our Traffic Department if not indicated on purchaser's order. All shipments will be on a COLLECT basis unless otherwise instructed on order. If shipment is received damaged, note damage on carrier freight bill at time of acceptance and file claim for appropriate damages from the carrier. Concealed damage must be reported to the transportation company within 15 days from the date of delivery. All damaged merchandise claims must be filed directly with the delivering carrier.

Returned Goods: Returned merchandise will not be accepted unless authorized in writing prior to return; ship freight prepaid, in original carton, and if applicable, will be subject to a restocking charge of 20%.

C.O.M. FABRIC: Customers own material. Cost: "B" grade pricing. Fabric shipped pre-paid to Office Star® Products. Customers own material is not warranted. C.O.M. Form must accompany fabric or order.

Note: COM orders are custom, and therefore, not subject to return.

Order Changes and Cancellations: Due to expedited shipping schedules, Office Star® Products must limit customer changes and cancellations. A restocking charge of 20% will be invoiced for any product cancelled or changed after production has begun. Production normally begins 72 hours after receipt of order.

SPECIFICATIONS ARE SUBJECT TO CHANGE DUE TO MANUFACTURING IMPROVEMENTS. ALL MODELS SHIP RTA (READY-TO-ASSEMBLE) UNLESS OTHERWISE NOTED. ALL MEASUREMENTS AND WEIGHTS ARE NOMINAL UPS WEIGHT IS THE DIMENSIONAL BILLING WEIGHT FOR UPS SHIPPING

TO MAKE A WARRANTY CLAIM

Contact Parts Department via E-mail parts.department@officestar.net, by Fax 1-909-930-5629, or toll free parts number 1-800-950-7262, Monday through Friday 8:00 a.m. - 3:30 p.m. Pacific Time. Provide model number and description of the problem and obtain confirmation number. At its option, Office Star® Products will:

- a. Supply compatible components of current manufacture.
- b. Repair the customer's component.

It is the customer's responsibility to prepay freight on any components returned to the factory. Return freight on components covered by warranty will be paid by Office Star® Products.

Care and Cleaning:

- Vacuum or brush fabrics at least once a week.
- Protect from glaring sunlight.
- Use a damp cloth to clean other surface areas.
- Check screws for tightness, clean and lubricate moving parts such as chair controls and casters every three months.

Please Note:

Due to differences in dye batches and variations in printing as well as viewing environments and uneven color fading, there will be slight variations in color. Exact matching may not be possible.

OSP® Furniture veneer casegoods are to be cleaned with a solution of 9 parts water and 1 part rubbing alcohol. Laminate casegoods can be cleaned with the same solution of 9 parts water and 1 part rubbing alcohol or a non-abrasive cleaner, such as Windex. Always use a clean, non-abrasive, soft cloth.

Natural Wood is made up of millions of cells relying on absorption of pigments and dyes. The absorption rate and capacity of absorption is affected by numerous factors. While each manufacturer has its own processes and wood types and although they may call their finishes by the same name, all natural wood products are subject to variations in shade and product from different manufacturer's and may not exactly match with each other (i.e. Cherry, Mahogany, etc.).

Care and Cleaning of Leather and Vinyl Surfaces:

Many of our products feature leather and vinyl materials that may require some maintenance. For cleaning, we recommend cleaners and conditioners that are made for leather and vinyl surfaces. Begin with a spot test on a small, discreet area to ensure the cleaner will not damage or discolor the upholstery. Once proven safe, apply the cleaner and gently rub in circular motion the surface with a microfiber cloth. You may choose to apply a conditioner and use the cloth to buff and rehydrate the coat for a pristine appearance.



Limited Product Warranty

Systems

SIS systems furniture is warranted from the date of purchase, against failure due to material and workmanship as follows:

- Lifetime on metal, plastic and wood component parts
- 5 years on electrical, lighting, laminate worksurfaces and moving parts
- 3 years on fabric

Casegoods

- 10 years against failure due to materials and workmanship
- Laminate finishes = 5 years
- Veneer finishes = 3 years
- Ascend II Electric Height Adjustable = 5 years
- Ascend II Single-Motor Base = 3 years
- Ascend II Monitor Arms = 3 years
- PHAT Tables Pneumatic Height Adjustable = 3 years
- Desk Risers warranted 1 year
- Electrical/USB Power Stations (EXPPOW1, TUXPOW1) are warranted for a period of 1 year

DesignLab

- Gaming desks and chairs = 3 years
- Upholstery is not warranted against routine scratching and scuffing

Grain, color and finishes

Variation of grain and color are natural, inherent characteristics of wood, a living material. This variation is part of the beauty of real wood and anticipated in wood furnishings. Therefore, OSP® Furniture is not warranted to match in grain or color or texture. It is a natural phenomenon for wood grain to change in color as it ages, and wood finishes are not warranted for color-fastness.

Warranty Exclusions

All warranties are limited to the original purchaser for normal commercial usage defined as a standard forty hour work week by persons in an office environment. This warranty will not cover labor, freight or damage from misuse, abuse, negligence, alteration, assembly, installation, attachments, accident, vandalism, acts of nature or any other event beyond the control of Office Star Products. The warranty does not cover cosmetic damage that may result from normal use. Liability for incidental or consequential damages is excluded. The user assumes all risk of injury resulting from use of this product. When usage is more than 40 hours per week, a five year warranty applies to all parts, except fabric and glass, which remain three year warranty.

This warranty applies only to products purchased through authorized OSP Furniture dealers and products sold within the United States of America and the Commonwealth of Canada. This warranty does not apply to products used for rental purposes. This warranty gives you specific legal rights, and you may also have other rights which vary from state to state.

It is the customer's responsibility to prepay freight on any components returned to the factory. Return freight on components covered by warranty will be paid by Office Star® Products.

***** CUSTOMERS RECEIVING INSTRUCTIONS *****

INSPECT ON ARRIVAL This product has been inspected and packaged with durable internal packing and external corrugated. Responsibility for safe delivery was assumed by the carrier at time of shipment. CLAIMS FOR LOSS OR DAMAGE TO THE CONTENTS SHOULD THEREFORE BE MADE UPON THE CARRIER AS BELOW.

QUANTITY OF PIECES Check quantity of pallets/cartons received versus freight bill. Sign only for items received. NOTE ANY DISCREPANCIES ON THE FREIGHT BILL AND REQUEST A CLAIM FORM FROM THE CARRIER IMMEDIATELY.

VISIBLE DAMAGE Any external evidence of damage MUST BE NOTED ON THE FREIGHT BILL OF LADING AND SIGNED BY THE TRUCK DRIVER. Failure to adequately describe external damage may result in carrier's refusal to honor a damage claim. The form to submit a claim for the damage will be supplied by the carrier.

CONCEALED DAMAGE OR LOSS Concealed damage or loss is that which becomes apparent only after unpacking the merchandise. The merchandise may be damaged in transit due to rough and/or excessive handling even though carton may not show external damage. OPEN ALL CARTONS ALL MERCHANDISE IMMEDIATELY. If damage is discovered upon unpacking, REPORT THE DAMAGE, IN WRITING, TO THE CARRIER WITHIN 14 DAYS OF THE DELIVERY DATE AND REQUEST AN INSPECTION REPORT. Cartons and all packing must be held for inspection by carrier. Then, file a claim with the carrier as this damage or loss is the responsibility of the carrier.

Metal Filing/Pedestals/Storage

- Limited lifetime warranty against failure due to materials and workmanship

Office Seating

- Lifetime on component Parts including pneumatic cylinder, control mechanism, base and casters.
- 3 years on upholstery fabric and foam against wear and deterioration.
- Leather is not warranted against routine scratching and scuffing, as leather is subject to minor blemishes in use.

Reception/Lounge Seating, Wood Guest & Active Seating

- 5 yrs structural integrity of frame • 3 yrs on seating wood finishes
- 3 years on upholstery fabric and Foam against wear and deterioration (except leather)
- Leather is not warranted against routine scratching and scuffing, as leather is subject to minor blemishes in use. Minor variations in color, texture and grain are a natural part of leather hides, and therefore, are not covered by this warranty.
- C.O.M. Fabrics are not warranted by Office Star® Products

SPACE[®] LIMITED WARRANTY

Space chairs are warranted from the date of purchase against failure due to material and workmanship as follows:

Lifetime on component Parts
Including pneumatic cylinder, control
mechanism, base and casters.

3 Years on upholstery fabric, arm
pads and foam against wear
and deterioration

Leather is not warranted against routine
scratching and scuffing, as leather is subject to
minor blemishes in use

24/7 Elite chairs (55247SM and 63247SM) are warranted from the date of purchase against failure due to material and workmanship as follows:

- 5 Years on component parts including pneumatic cylinder, control mechanism, base and casters.
- 2 Years on upholstery fabric and foam against wear and deterioration.

All warranties are limited to the original purchaser for normal commercial usage defined as a standard forty hour work week by persons weighing 275 lbs. or less. The 63-11A653R, 63-11A653RHM, 63-37A773HM, 63-E37A773HL, 75-7A773, 75-37A773, 75-47A773 and 75-77A753 are for persons weighing 400 lbs. or less, the 818 & select 829's with self-adjusting mechanism are 300 lbs. or less and the 15-37A720D is 325 lbs. or less. This warranty will not cover labor, freight or damage from misuse, abuse, negligence, alteration, accident, vandalism, rusting, acts of nature or any other event beyond the control of Office Star[®] Products. The warranty does not cover cosmetic damage that may result from normal use. Liability for incidental or consequential damages is excluded. The user assumes all risk of injury resulting from use of this product. When usage is more than 40 hours per week, a five year warranty on all parts applies. This warranty gives you specific legal rights, and you may also have other rights which vary from state to state.

All Space chairs meet or exceed ANSI BIFMA standards.

It is the customer's responsibility to prepay freight on any components returned to the factory.
Return freight on components covered by warranty will be paid by Office Star Products.

pro·line II[®] Warranty

PRO-LINE II[®] LIMITED WARRANTY

Pro-Line II[®] chairs are warranted from the date of purchase against failure due to material and workmanship as follows:

- Lifetime on component parts including pneumatic cylinder, control mechanism, base and casters.
- 3 Years on upholstery fabric and foam against wear and deterioration.
- Leather is not warranted against routine scratching and scuffing, as leather is subject to minor blemishes in use.

24/7 Elite chairs (54666) are warranted from the date of purchase against failure due to material and workmanship as follows:

- 5 Years on component parts including pneumatic cylinder, control mechanism, base and casters.
- 2 Years on upholstery fabric and foam against wear and deterioration.

Pro-Line II[®] Desks are warranted from the date of purchase against failure due to material and workmanship as follows:

- Prado Collection = 5 years
- Prado Power/USB Stations (PRDPOW1) = 1 year
- Horizon Desking = 3 years
- Height Adjustable Tables (HAT) and PHT Tables = 3 years
- Height Adjustable Manual Desk Riser (PRD3529) = 1 year

Grain, color and finishes

Variation of grain and color are natural, inherent characteristics of wood, a living material. This variation is part of the beauty of real wood and anticipated in wood veneer furnishings. Therefore, Pro-Line II[®] furniture is not warranted to match in grain or color or texture. It is a natural phenomenon for wood grain to change in color as it ages, and wood finishes are not warranted for colorfastness.

All warranties are limited to the original purchaser for normal commercial usage defined as a standard forty hour work week by persons weighing 275 lbs. or less. The 54666 is for persons weighing 300 lbs. or less. The 39200, 81308, 69220C, 69226-EC3 and 69227-3M are for persons weighing 400 lbs. or less. This warranty will not cover labor, freight or damage from misuse, abuse, negligence, alteration, accident, vandalism, rusting, acts of nature or any other event beyond the control of Office Star[®] Products. The warranty does not cover cosmetic damage that may result from normal use. Liability for incidental or consequential damages is excluded. The user assumes all risk of injury resulting from use of this product. When usage is more than 40 hours per week, a five year warranty on all parts applies. This warranty gives you specific legal rights, and you may also have other rights which vary from state to state.

All Pro-Line II[®] chairs meet or exceed ANSI BIFMA standards.



WORK SMART® LIMITED WARRANTY

Work Smart® chairs are warranted from the date of purchase against failure due to material and workmanship as follows:

- 15 Years on all non-moving metal parts.
- 5 Years on component parts including control mechanisms, pneumatic cylinders, wood, plastic parts, base and casters.
- 3 Years on upholstery fabric and foam against wear and deterioration.
- Leather is not warranted against routine scratching and scuffing, as leather is subject to minor blemishes in use.

Office Star® Reception Tables are warranted from the date of purchase against failure due to material and workmanship as follows:

- 5 Years on structural integrity.
- 3 Years on wood finishes.

Office Star® Reception Seating is warranted from the date of purchase against failure due to material and workmanship as follows:

- 5 Years on Structural integrity of frame.
- 3 Years on wood finishes.
- 1 Year on upholstery fabric and foam against wear and deterioration.
- Leather is not warranted against scratching and scuffing, as leather is subject to minor blemishes in use. Minor variations in color, texture and grain are a natural part of leather hides, and therefore are not covered by this warranty.

Breakroom Collection:

- 15 Years on all non-moving metal parts.
- Designed for indoor use only

All warranties are limited to the original purchaser for normal commercial usage defined as a standard forty hour work week by persons weighing 275 lbs. or less. The BC9601 is for persons weighing 300 lbs. or less. The BC9602 is for persons weighing 400 lbs. or less. The BC9603 is for persons weighing 500 lbs. or less. EX1098, EC1283C & ECH12801 are for persons weighing 350 lbs. or less. This warranty will not cover labor, freight or damage from misuse, abuse, negligence, alteration, accident, vandalism, rusting, acts of nature or any other event beyond the control of Office Star® Products. The warranty does not cover cosmetic damage that may result from normal use. Liability for incidental or consequential damages is excluded. The user assumes all risk of injury resulting from use of this product. When usage is more than 40 hours per week, a two year warranty on all parts applies. This warranty gives you specific legal rights, and you may also have other rights which vary from state to state.

All Work Smart® chairs are built to meet or exceed ANSI BIFMA standards.

◆ GENERAL CHAIR WARRANTY

Office Star General chairs are warranted from the date of purchase against failure due to material and workmanship as follows:

- 2 Years on all non-moving metal parts.
- 1 Year on component parts including control mechanisms, pneumatic cylinders, wood, plastic parts, base and casters.
- 1 Year on upholstery fabric and foam against wear and deterioration.
- We cannot warrant leather against routine scratching and scuffing, as all leather is subject to minor blemishes in use.


All warranties are limited to the original purchaser for normal residential usage by persons weighing 200 lbs. or less. This warranty will not cover labor, freight or damage from misuse, abuse, negligence, alteration, accident, vandalism, rusting, acts of nature or any other event beyond the control of Office Star® Products. The warranty does not cover cosmetic damage that may result from normal use. Liability for incidental or consequential damages is excluded. The user assumes all risk of injury resulting from use of this product. This warranty gives you specific legal rights, and you may also have other rights which vary from state to state.

Office Seating under “◆ General Warranty” are not intended for commercial use (40-hour work week).

It is the customer’s responsibility to prepay freight on any components returned to the factory. Return freight on components covered by warranty will be paid by Office Star® Products.


MULTI PURPOSE TABLE AND CHAIR LIMITED WARRANTY

Office Star® Products Warrants, to the original purchaser, all “Work Smart® Series Multi Purpose Tables and Chairs” to be free from defects in material and workmanship for a period of ten years. This warranty will not cover labor, freight or damage from misuse, abuse, negligence, alteration, accident, vandalism, rusting, acts of nature or any other event beyond the control of Office Star® Products. This warranty does not cover cosmetic damage that may result from normal use. Liability for incidental or consequential damages is excluded. The user assumes all risk of injury resulting from use of this product. All Table Warranties are limited to 350 lbs. of distributed weight over the entire table top surface. All chair warranties are limited to normal usage by persons weighing 200 lbs. or less. This warranty gives you specific legal rights, and you may also have other rights which vary from state to state.



Pneumatic Seat Height Adjustment

Allows quick and easy adjustment regulates height of chair relative to floor.




Back Height Adjustment

Allows positioning of lumbar support within a fixed range to alleviate back stress.



Seat Depth Adjustment

Positions chair back relative to seat to reduce pressure on the buttocks and thighs for both taller and shorter users.



360° Swivel

Chair rotates a full 360° in either direction for ease of motion. Standard on every executive and task chair.



Tilt

Pivot point located directly above center of chair base (white dot indicates pivot point).



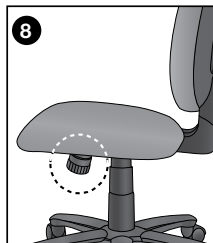
Mid-Pivot Knee Tilt

Pivot point located slightly ahead of center of gravity (white dot indicates pivot point). Allows user to recline at a slightly more relaxed angle than conventional center tilt.



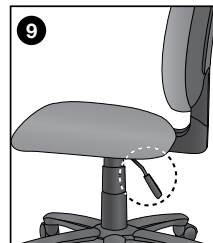
2-to-1 Synchro Tilt

Back reclines at 2-to-1 ratio to seat angle. Allows user to recline while keeping seat cushion relatively level to floor.




Tilt Tension

Controls rate and ease with which chair reclines for different weights and strengths of users.



Tilt Lock

Locks out tilt function when chair is in upright position.



Multi-Task Control

Adjusts seat and back angles with a single lever (infinite locking within a fixed range), reducing fatigue in back and thighs.



Dual Function

Two levers modify:

- Angle of back relative to seat
- Forward tilt (for keyboard-intensive applications).



Flex Back

Back tilts with pressure. Allows user to recline while keeping seat cushion level to floor. Includes Flex tension Adjustment



Multi-Function

Three levers to modify angle of back relative to the seat, control tilt and forward tilt for keyboard intensive activities. Tilt is free float or locking within a fixed range. This control may also have ratchet back height adjustments.



Auto Adjusting Synchro Tilt

This self adjusting control uses your weight to balance the force needed to recline the back. Back tilt is controlled by a single lever which will lock in 5 positions. When tilting the seat tilts at a 4-to-1 ratio to the back.



Seat Slider

Allows adjustment of seat to move forward and back to its original position.

Seating Features

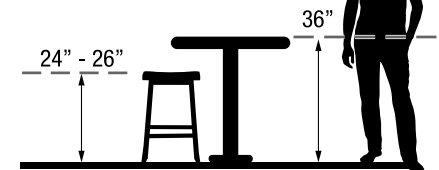
There are many features to consider when selecting the perfect chair to suit your needs. The above symbols will help you choose the product capabilities that are right for you. These symbols are referenced throughout this catalog to help you quickly identify each chair's features. The descriptions of the features shown are meant to be general explanations. The actual functions of the features may vary slightly.

Pick the Right Seat Height


Seat Height vs Table Height



Seat Height vs Counter Height



Seat Height vs Bar Height





LIST PRICER

20 JANUARY

23

Supersedes June 2022

 **OFFICE STAR®
PRODUCTS**
Furniture for Your World®
www.officestar.net

**CORPORATE OFFICE
& WAREHOUSE**
P. O. Box 3520, Ontario, CA 91761
p. 909.930.2000
p. 800.950.7262 | f. 909.930.5349

**NEW JERSEY
DISTRIBUTION CENTER**
1 Oxford Drive, Moonachie, NJ 07074
p. 201.393.0900
p. 800.872.3375 | f. 201.393.0955

**TEXAS
DISTRIBUTION CENTER**
3955 Interstate 30
Grand Prairie, TX 75050
p. 909.930.2000 | f. 909.930.5419

**KENTUCKY
DISTRIBUTION CENTER**
5100 Jeff Commerce Drive, Suite 102
Louisville, KY 40219
p. 909.930.5924 | f. 909.930.9594

Copyright © January 2023
Office Star® Products - All Rights Reserved